



EDMOND
DE ROTHSCHILD

Edmond de Rothschild SICAV

Société d'Investissement à Capital
Variable à compartiments (open-ended
investment company - SICAV, with sub-
funds) under French law

Prospectus

24/01/2024

In the event of any disagreement or litigation arising from this Prospectus, the original French version will prevail.

If there is any inconsistency or ambiguity regarding the meaning of a word or sentence in the English translation of the Prospectus, the French version shall prevail.

This document is exclusively intended for the offer of Edmond de Rothschild SICAV in Switzerland; it is not intended for the offer of the UCITS shares in jurisdictions where this document has not been approved by the competent supervisory authorities

Contents

PROSPECTUS.....	3
I. GENERAL CHARACTERISTICS	3
➤ Name.....	3
➤ Legal form and Member State in which the SICAV was established	3
➤ Date of creation and expected term	3
➤ Summary of the management offer	3
➤ Address from which the latest annual report and interim statement may be obtained.....	49
II. ACTORS	49
➤ Delegated Management Company	49
➤ Custodian	49
➤ Delegated transfer agent.....	50
➤ Institution delegated with the task of maintaining the issuance account.....	50
➤ Sub-custodian	50
➤ Statutory auditor	50
➤ Promoter.....	50
➤ Delegated administrative and accounting manager.....	50
➤ Sub-delegation of accounting management:	51
➤ Delegation of financial management	51
➤ Investment adviser:	51
➤ Members of administrative and management bodies	51
III. OPERATING AND MANAGEMENT PROCEDURES.....	51
3.1. General characteristics	51
➤ Year-end.....	52
➤ Taxation:.....	52
3.2. Specific provisions.....	53
EdR SICAV – Euro Sustainable Credit.....	53
EdR SICAV – Euro Sustainable Equity.....	71
EdR SICAV – Financial Bonds	90
EdR SICAV – Tricolore Convictions	112
EdR SICAV – Equity Euro Solve	129
EdR SICAV – Start	147
EdR SICAV – Europe Midcaps.....	166
EdR SICAV – Equity US Solve.....	182
EdR SICAV – Global Opportunities	204
EdR SICAV – Short Duration Credit	220
EdR SICAV – Tech Impact.....	243
EdR SICAV – Green New Deal	262
EdR SICAV – Corporate Hybrid Bonds	282
EdR SICAV – Millesima World 2028.....	303
EdR SICAV – European Smaller Companies	327
EDR SICAV – European Improvers.....	347
EdR SICAV – Millesima Select 2028.....	367
EdR SICAV – Global Allocation	385
IV. COMMERCIAL INFORMATION	405
➤ Information for investors	405
V. INVESTMENT RULES	405

VI.	OVERALL RISK	405
VII.	ASSET VALUATION RULES	406
➤	Asset valuation rules	406
➤	Swing Pricing method used to adjust the net asset value, with trigger threshold	407
➤	Accounting method.....	408
VIII.	REMUNERATION	409
IX.	SFDR ANNEXES	409
X.	ADDITIONAL INFORMATION FOR INVESTORS IN SWITZERLAND	530

PROSPECTUS

I. GENERAL CHARACTERISTICS

- **Name**
Edmond de Rothschild SICAV
 47, rue du Faubourg Saint-Honoré
 75008 Paris, France
- **Legal form and Member State in which the SICAV was established**
 Société d'Investissement à Capital Variable à compartiments (open-ended investment company - SICAV, with sub-funds) under French law.
- **Date of creation and expected term**
 The SICAV was approved by the French financial markets authority (Autorité des Marchés Financiers – AMF) on 7 December 2018.
 The SICAV was created on 12 February 2019 for a period of 99 years, through the merger of the following funds:
 - Edmond de Rothschild Euro Sustainable Credit created 10 May 2005
 - Edmond de Rothschild Euro Sustainable Growth created 10 February 2005
 - Edmond de Rothschild Financial Bonds created 10 March 2008
- **Summary of the management offer**
 The SICAV has 18 sub-funds.

EdR SICAV – Euro Sustainable Credit

Type of shares	ISIN code	Allocation of distributable income	Currency	Minimum initial subscription*	Target subscribers	Risk systematically hedged
A EUR shares	FR0010172767	Net income: Accumulation Net realised capital gains: Accumulation	Euro	1 share	All subscribers	None
B EUR shares	FR0010789313	Net income: Distribution Net realised capital gains: Accumulation and/or Distribution and/or Carried forward	Euro	1 share	All subscribers	None
CR EUR shares	FR0013305828	Net income: Accumulation Net realised capital gains: Accumulation	Euro	1 share	All subscribers, under the conditions specified in the “Target subscribers and typical investor profile” section	None

I EUR shares	FR0010789321	Net income: Accumulation Net realised capital gains: Accumulation	Euro	€500,000	Legal entities and institutional investors dealing on their own behalf or on behalf of third parties**	None
K EUR shares	FR0013400066	Net income: Accumulation Net realised capital gains: Accumulation	Euro	€500,000	Legal entities and institutional investors dealing on their own behalf or on behalf of third parties	None
N EUR shares	FR0010908285	Net income: Accumulation Net realised capital gains: Accumulation	Euro	€10,000,000	Legal entities and institutional investors dealing on their own behalf or on behalf of third parties**	None
R EUR shares	FR0013201001	Net income: Accumulation Net realised capital gains: Accumulation	Euro	1 share	All subscribers; specifically intended to be marketed by the Distributors selected for this purpose by the Management Company	None

*The minimum initial subscription amount does not apply to subscriptions that may be made by the Management Company, the custodian, or entities belonging to the same group.

**As well as all shareholders who subscribed to the Sub-fund before 12/02/2019

EdR SICAV – Euro Sustainable Equity

<i>Type of shares</i>	<i>ISIN code</i>	<i>Allocation of distributable income</i>	<i>Currency</i>	<i>Minimum initial subscription*</i>	<i>Target subscribers</i>	<i>Risk systematically hedged</i>
A EUR shares	FR0010505578	Net income: Accumulation Net realised capital gains: Accumulation	Euro	1 share	All subscribers	None
A USD shares	FR001400MEF5	Net income: Accumulation Net realised capital gains: Accumulation	US Dollars	1 share	All subscribers	EUR/USD
B EUR shares	FR0013400074	Net income: Distribution Net realised capital gains: Accumulation and/or Distribution	Euro	1 share	All subscribers	None

		and/or Carried forward				
CR EUR shares	FR0013307717	Net income: Accumulation Net realised capital gains: Accumulation	Euro	1 share	All subscribers, under the conditions specified in the “Target subscribers and typical investor profile” section	None
CRD EUR shares	FR0013417516	Net income: Distribution Net realised capital gains: Accumulation and/or Distribution and/or Carried forward	Euro	1 share	All subscribers, under the conditions specified in the “Target subscribers and typical investor profile” section	None
I EUR shares	FR0010769729	Net income: Accumulation Net realised capital gains: Accumulation	Euro	€500,000	Legal entities and institutional investors dealing on their own behalf or on behalf of third parties	None
J EUR shares	FR0013444031	Net income: Distribution Net realised capital gains: Accumulation and/or Distribution and/or Carried forward	Euro	€500,000	Legal entities and institutional investors dealing on their own behalf or on behalf of third parties	None
K EUR shares	FR0010850198	Net income: Accumulation Net realised capital gains: Accumulation	Euro	€500,000	Legal entities and institutional investors dealing on their own behalf or on behalf of third parties	None
N EUR shares	FR001400MEG3	Net income: Accumulation Net realised capital gains: Accumulation	Euro	€15,000,000	Legal entities and institutional investors dealing on their own behalf or on behalf of third parties	None
O EUR shares	FR0013444049	Net income: Distribution Net realised capital gains: Accumulation and/or Distribution and/or Carried forward	Euro	€15,000,000	Legal entities and institutional investors dealing on their own behalf or on behalf of third parties	None
R EUR shares	FR0013287588	Net income: Accumulation Net realised capital gains: Accumulation	Euro	1 share	All subscribers; specifically intended to be marketed by the Distributors selected for this purpose by the	None

					Management Company	
R USD shares	FR001400MEH1	Net income: Accumulation Net realised capital gains: Accumulation	US Dollars	1 share	All subscribers; specifically intended to be marketed by the Distributors selected for this purpose by the management company	EUR/USD
P EUR shares	FR001400GFA5	Net income: Accumulation Net realised capital gains: Accumulation	Euro	EUR 25,000,000	Legal entities and institutional investors dealing on their own behalf or on behalf of third parties	None

*The minimum initial subscription amount does not apply to subscriptions that may be made by the Management Company, the custodian, or entities belonging to the same group.

EdR SICAV – Financial Bonds

<i>Type of shares</i>	<i>ISIN code</i>	<i>Allocation of distributable income</i>	<i>Currency</i>	<i>Minimum initial subscription*</i>	<i>Target subscribers</i>	<i>Risk systematically hedged</i>
A CHF (H) shares	FR0012749869	Net income: Accumulation Net realised capital gains: Accumulation	Swiss franc	1 share	All subscribers	EUR/CHF
A EUR shares	FR0011034495	Net income: Accumulation Net realised capital gains: Accumulation	Euro	1 share	All subscribers	None
A USD (H) shares	FR0011882281	Net income: Accumulation Net realised capital gains: Accumulation	US Dollars	1 share	All subscribers	EUR/USD
B EUR shares	FR0011289966	Net income: Distribution Net realised capital gains: Accumulation and/or Distribution and/or Carried forward	Euro	1 share	All subscribers	None
B USD (H) shares	FR0012494300	Net income: Distribution Net realised capital gains: Accumulation and/or Distribution and/or Carried forward	US Dollars	1 share	All subscribers	EUR/USD
CR EUR shares	FR0013307691	Net income: Accumulation Net realised capital gains: Accumulation	Euro	1 share	All subscribers, under the conditions specified in the “Target subscribers and typical investor profile” section	None
CR GBP (H) shares	FR0013307683	Net income: Accumulation Net realised capital gains: Accumulation	Pound sterling	1 share	All subscribers, under the conditions specified in the “Target subscribers and typical investor profile” section	EUR/GBP
CR USD (H) shares	FR0013312378	Net income: Accumulation Net realised capital gains:	US Dollars	1 share	All subscribers, under the conditions specified in the “Target subscribers	EUR/USD

		Accumulation			and typical investor profile” section****	
CRD EUR shares	FR0013409067	Net income: Distribution Net realised capital gains: Accumulation and/or Distribution and/or Carried forward	Euro	1 share	All subscribers, under the conditions specified in the “Target subscribers and typical investor profile” section	None
I CHF (H) shares	FR0012749851	Net income: Accumulation Net realised capital gains: Accumulation	Swiss franc	500,000 Swiss francs	Legal entities and institutional investors dealing on their own behalf or on behalf of third parties***	EUR/CHF
I EUR shares	FR0010584474	Net income: Accumulation Net realised capital gains: Accumulation	Euro	€500,000	Legal entities and institutional investors dealing on their own behalf or on behalf of third parties**	None
I USD (H) shares	FR0011781210	Net income: Accumulation Net realised capital gains: Accumulation	US Dollars	USD 500,000	Legal entities and institutional investors dealing on their own behalf or on behalf of third parties***	EUR/USD
J EUR shares	FR0013174695	Net income: Distribution Net realised capital gains: Accumulation and/or Distribution and/or Carried forward	Euro	€500,000	Legal entities and institutional investors dealing on their own behalf or on behalf of third parties***	None
Equities J GBP (H)	FR0013350824	Net income: Distribution Net realised capital gains: Accumulation and/or Distribution and/or Carried forward	Pound sterling	500,000 pounds sterling	Legal entities and institutional investors dealing on their own behalf or on behalf of third parties	EUR/GBP
Equities J USD (H)	FR0013350808	Net income: Distribution Net realised capital gains: Accumulation and/or Distribution	US Dollars	USD 500,000	Legal entities and institutional investors dealing on their own behalf or on behalf of third parties	EUR/USD

		and/or Carried forward				
K EUR shares	FR0013233699	Net income: Accumulation Net realised capital gains: Accumulation	Euro	€500,000	Legal entities and institutional investors dealing on their own behalf or on behalf of third parties****	None
N EUR shares	FR0011034560	Net income: Accumulation Net realised capital gains: Accumulation	Euro	€10,000,000	Legal entities and institutional investors dealing on their own behalf or on behalf of third parties***	None
NC EUR shares	FR0013233707	Net income: Accumulation Net realised capital gains: Accumulation	Euro	€10,000,000	Legal entities and institutional investors dealing on their own behalf or on behalf of third parties***	None
OC EUR shares	FR0013292463	Net income: Accumulation and/or Distribution and/or Carried forward Net realised capital gains: Accumulation and/or Distribution and/or Carried forward	Euro	€10,000,000	Legal entities and institutional investors dealing on their own behalf or on behalf of third parties***	None
O EUR shares	FR001400L6V3	Net income: Distribution Net realised capital gains: Accumulation and/or Distribution and/or Carried forward	Euro	€10,000,000	Legal entities and institutional investors dealing on their own behalf or on behalf of third parties***	None
R EUR shares	FR0013287596	Net income: Accumulation Net realised capital gains: Accumulation	Euro	1 share	All subscribers; specifically intended to be marketed by the Distributors selected for this purpose by the Management Company	None

*The minimum initial subscription amount does not apply to subscriptions that may be made by the Management Company, the custodian, or entities belonging to the same group.

** As well as all shareholders who subscribed to the SICAV before 20/07/2018

*** As well as all shareholders who subscribed to the SICAV before 19/10/2018

**** As well as all shareholders who subscribed to the Sub-fund before 12/02/2019

EdR SICAV – Tricolore Convictions

<i>Type of shares</i>	<i>ISIN code</i>	<i>Allocation of distributable income</i>	<i>Currency</i>	<i>Minimum initial subscription*</i>	<i>Target subscribers</i>	<i>Risk systematically hedged</i>
A EUR shares	FR0010588343	Net income: Accumulation Net realised capital gains: Accumulation	Euro	1 share	All subscribers	None
A USD shares	FR0010998179	Net income: Accumulation Net realised capital gains: Accumulation	US Dollars	1 share	All subscribers	None
B EUR shares	FR0010588350	Net income: Distribution Net realised capital gains: Accumulation and/or Distribution and/or Carried forward	Euro	1 share	All subscribers	None
I EUR shares	FR0010594325	Net income: Accumulation Net realised capital gains: Accumulation	Euro	€500,000	Legal entities and institutional investors dealing on their own behalf or on behalf of third parties	None
K EUR shares	FR0010705145	Net income: Accumulation Net realised capital gains: Accumulation	Euro	€500,000	Legal entities and institutional investors dealing on their own behalf or on behalf of third parties	None
R EUR shares	FR0010594333	Net income: Accumulation Net realised capital gains: Accumulation	Euro	1 share	All subscribers; specifically intended to be marketed by the Distributors selected for this purpose by the Management Company	None

*The minimum initial subscription amount does not apply to subscriptions that may be made by the Management Company, the custodian, or entities belonging to the same group.

EdR SICAV – Equity Euro Solve

<i>Type of shares</i>	<i>ISIN code</i>	<i>Allocation of distributable income</i>	<i>Currency</i>	<i>Minimum initial subscription*</i>	<i>Target subscribers</i>	<i>Risk systematically hedged</i>
A EUR shares	FR0013219243	Net income: Accumulation Net realised capital gains: Accumulation	Euro	1 Share	All subscribers	None
B EUR shares	FR0013219276	Net income: Distribution Net realised capital gains: Accumulation and/or Distribution and/or Carried forward	Euro	1 Share	All subscribers	None
CR EUR shares	FR0013307725	Net income: Accumulation Net realised capital gains: Accumulation	Euro	1 Share	All subscribers, under the conditions specified in the “Target subscribers and typical investor profile” section	None
I EUR shares	FR0013331568	Net income: Accumulation Net realised capital gains: Accumulation	Euro	€500,000	Legal entities and institutional investors dealing on their own behalf or on behalf of third parties, specifically intended for companies subject to the requirements of the “Solvency II” Directive **	None
J EUR shares	FR001400MEE8	Net income: Distribution Net realised capital gains: Accumulation and/or Distribution and/or Carried forward	Euro	€500,000	Legal entities and institutional investors dealing on their own behalf or on behalf of third parties	None
K EUR shares	FR0013062668	Net income: Accumulation Net realised capital gains: Accumulation	Euro	€500,000	Legal entities and institutional investors dealing on their own behalf or on behalf of third parties, specifically intended for companies subject to the requirements of the “Solvency II” Directive **	None

KD EUR shares	FR0013131885	Net income: Distribution Net realised capital gains: Accumulation and/or Distribution and/or Carried forward	Euro	€500,000	Legal entities and institutional investors dealing on their own behalf or on behalf of third parties, specifically intended for companies subject to the requirements of the “Solvency II” Directive **	None
N EUR shares	FR0013222874	Net income: Accumulation Net realised capital gains: Accumulation	Euro	€5,000,000	Legal entities and institutional investors dealing on their own behalf or on behalf of third parties, specifically intended for companies subject to the requirements of the “Solvency II” Directive***	None
O EUR shares	FR0013222882	Net income: Distribution Net realised capital gains: Accumulation and/or Distribution and/or Carried forward	Euro	€5,000,000	Legal entities and institutional investors dealing on their own behalf or on behalf of third parties, specifically intended for companies subject to the requirements of the “Solvency II” Directive***	None
R EUR shares	FR0013331550	Net income: Accumulation Net realised capital gains: Accumulation	Euro	1 Share	All subscribers; specifically intended to be marketed by the Distributors selected for this purpose by the Management Company	None

*The minimum initial subscription amount does not apply to subscriptions that may be made by the Management Company, the custodian, or entities belonging to the same group.

**As well as all shareholders who subscribed to the Sub-fund before 08/03/2019

EdR SICAV – Start

<i>Type of shares</i>	<i>ISIN code</i>	<i>Allocation of distributable income</i>	<i>Currency</i>	<i>Minimum initial subscription*</i>	<i>Target subscribers</i>	<i>Risk systematically hedged</i>
A CHF (H) shares	FR0012538072	Net income: Accumulation Net realised capital gains: Accumulation	Swiss franc	1 Share	All subscribers	EUR/CHF
A EUR shares	FR0010459693	Net income: Accumulation Net realised capital gains: Accumulation	Euro	1 Share	All subscribers	None
A USD (H) shares	FR0011050400	Net income: Accumulation Net realised capital gains: Accumulation	US Dollars	1 Share	All subscribers	EUR/USD
CR EUR shares	FR0013307642	Net income: Accumulation Net realised capital gains: Accumulation	Euro	1 Share	All subscribers, under the conditions specified in the “Target subscribers and typical investor profile” section	None
CR USD (H) shares	FR0013312303	Net income: Accumulation Net realised capital gains: Accumulation	US Dollars	1 Share	All subscribers, under the conditions specified in the “Target subscribers and typical investor profile” section	EUR/USD
I CHF (H) shares	FR0012538064	Net income: Accumulation Net realised capital gains: Accumulation	Swiss franc	500,000 Swiss francs	Legal entities and institutional investors dealing on their own behalf or on behalf of third parties**	EUR/CHF
I EUR shares	FR0010471136	Net income: Accumulation Net realised capital gains: Accumulation	Euro	€500,000	Legal entities and institutional investors dealing on their own behalf or on behalf of third parties**	None
I USD (H) shares	FR0011050418	Net income: Accumulation Net realised capital gains: Accumulation	US Dollars	USD 500,000	Legal entities and institutional investors dealing on their own behalf or on behalf of third parties**	EUR/USD
J EUR shares	FR0013295888	Net income: Distribution	Euro	€500,000	Legal entities and institutional	None

		Net realised capital gains: Accumulation and/or Distribution and/or Carried forward			investors dealing on their own behalf or on behalf of third parties**	
N EUR shares	FR0010773614	Net income: Accumulation Net realised capital gains: Accumulation	Euro	€10,000,000	Legal entities and institutional investors dealing on their own behalf or on behalf of third parties**	None
P EUR shares	FR0013414851	Net income: Accumulation Net realised capital gains: Accumulation	Euro	€60,000,000	Legal entities and institutional investors dealing on their own behalf or on behalf of third parties	None
R EUR shares	FR0010773598	Net income: Accumulation Net realised capital gains: Accumulation	Euro	1 Share	All subscribers; specifically intended to be marketed by the Distributors selected for this purpose by the Management Company	None

*The minimum initial subscription amount does not apply to subscriptions that may be made by the Management Company, the custodian, or entities belonging to the same group.

**As well as all shareholders who subscribed to the Sub-fund before 21/03/2019

EdR SICAV – Europe Midcaps

<i>Type of shares</i>	<i>ISIN code</i>	<i>Allocation of distributable income</i>	<i>Currency</i>	<i>Minimum initial subscription*</i>	<i>Target subscribers</i>	<i>Risk systematically hedged</i>
A EUR shares	FR0010177998	Net income: Accumulation Net realised capital gains: Accumulation	Euro	1 Share	All subscribers	None
A USD shares	FR0010998112	Net income: Accumulation Net realised capital gains: Accumulation	US Dollars	1 Share	All subscribers	None

A USD (H) shares	FR0012538056	Net income: Accumulation Net realised capital gains: Accumulation	US Dollars	1 Share	All subscribers	EUR/USD
CR EUR shares	FR0013307709	Net income: Accumulation Net realised capital gains: Accumulation	Euro	1 Share	All subscribers, under the conditions specified in the “Target subscribers and typical investor profile” section	None
CR USD share	FR0013312386	Net income: Accumulation Net realised capital gains: Accumulation	US Dollars	1 Share	All subscribers, under the conditions specified in the “Target subscribers and typical investor profile” section	None
I EUR shares	FR0010594275	Net income: Accumulation Net realised capital gains: Accumulation	Euro	€500,000	Legal entities and institutional investors dealing on their own behalf or on behalf of third parties	None
I USD (H) shares	FR0013233673	Net income: Accumulation Net realised capital gains: Accumulation	US Dollars	USD 500,000	Legal entities and institutional investors dealing on their own behalf or on behalf of third parties	EUR/USD
K EUR shares	FR0010849802	Net income: Accumulation Net realised capital gains: Accumulation	Euro	€500,000	Legal entities and institutional investors dealing on their own behalf or on behalf of third parties	None
R EUR shares	FR0010614594	Net income: Accumulation Net realised capital gains: Accumulation	Euro	1 Share	All subscribers; specifically intended to be marketed by the Distributors selected for this purpose by the Management Company**	None

*The minimum initial subscription amount does not apply to subscriptions that may be made by the Management Company, the custodian, or entities belonging to the same group.

**As well as all shareholders who subscribed to the Sub-fund before 21/03/2019.

EdR SICAV – Equity US Solve

<i>Type of shares</i>	<i>ISIN code</i>	<i>Allocation of distributable income</i>	<i>Currency</i>	<i>Minimum initial subscription*</i>	<i>Target subscribers</i>	<i>Risk systematically hedged</i>
A CHF (H) shares	FR0013404266	Net income: Accumulation Net realised capital gains: Accumulation	Swiss franc	1 Share	All subscribers	USD/CHF
A EUR shares	FR0014007Q54	Net income: Accumulation Net realised capital gains: Accumulation	Euro	1 Share	All subscribers	None
A EUR (H) shares	FR0013404274	Net income: Accumulation Net realised capital gains: Accumulation	Euro	1 Share	All subscribers	USD/EUR
A GBP (H) shares	FR0013404282	Net income: Accumulation Net realised capital gains: Accumulation	Pound sterling	1 Share	All subscribers	USD/GBP
A USD shares	FR0013404308	Net income: Accumulation Net realised capital gains: Accumulation	US Dollars	1 Share	All subscribers	None
B CHF (H) shares	FR0013404316	Net income: Distribution Net realised capital gains: Accumulation and/or Distribution and/or Carried forward	Swiss franc	1 Share	All subscribers	USD/CHF
B EUR (H) shares	FR0013404324	Net income: Distribution Net realised capital gains: Accumulation and/or Distribution and/or Carried forward	Euro	1 Share	All subscribers	USD/EUR
B USD shares	FR0013404332	Net income: Distribution Net realised capital gains: Accumulation and/or	US Dollars	1 Share	All subscribers	None

		Distribution and/or Carried forward				
CR EUR (H) shares	FR0013404340	Net income: Accumulation Net realised capital gains: Accumulation	Euro	1 Share	All subscribers, under the conditions specified in the “Target subscribers and typical investor profile” section	USD/EUR
CR USD share	FR0013404357	Net income: Accumulation Net realised capital gains: Accumulation	US Dollars	1 Share	All subscribers, under the conditions specified in the “Target subscribers and typical investor profile” section	None
CRD EUR (H) shares	FR0013404365	Net income: Distribution Net realised capital gains: Accumulation and/or Distribution and/or Carried forward	Euro	1 Share	All subscribers, under the conditions specified in the “Target subscribers and typical investor profile” section	USD/EUR
CRD USD shares	FR0013404373	Net income: Distribution Net realised capital gains: Accumulation and/or Distribution and/or Carried forward	US Dollars	1 Share	All subscribers, under the conditions specified in the “Target subscribers and typical investor profile” section	None
I EUR shares	FR0014007Q62	Net income: Accumulation Net realised capital gains: Accumulation	Euro	€500,000	Legal entities and institutional investors dealing on their own behalf or on the behalf of third parties, specifically intended for companies subject to the requirements of the “Solvency II” Directive	None
I CHF (H) shares	FR0013404381	Net income: Accumulation Net realised capital gains: Accumulation	Swiss franc	500,000 Swiss francs	Legal entities and institutional investors dealing on their own behalf or on the behalf of third parties, specifically intended for companies subject to the requirements of the “Solvency II” Directive	USD/CHF
I EUR (H) shares	FR0013404399	Net income: Accumulation Net realised capital gains:	Euro	€500,000	Legal entities and institutional investors dealing on their own behalf or on the behalf of third	USD/EUR

		Accumulation			parties, specifically intended for companies subject to the requirements of the “Solvency II” Directive	
I USD shares	FR0013404407	Net income: Accumulation Net realised capital gains: Accumulation	US Dollars	USD 500,000	Legal entities and institutional investors dealing on their own behalf or on the behalf of third parties, specifically intended for companies subject to the requirements of the “Solvency II” Directive	None
J CHF (H) shares	FR0013404415	Net income: Distribution Net realised capital gains: Accumulation and/or Distribution and/or Carried forward	Swiss franc	500,000 Swiss francs	Legal entities and institutional investors dealing on their own behalf or on the behalf of third parties, specifically intended for companies subject to the requirements of the “Solvency II” Directive	USD/CHF
J EUR (H) shares	FR0013404456	Net income: Distribution Net realised capital gains: Accumulation and/or Distribution and/or Carried forward	Euro	€500,000	Legal entities and institutional investors dealing on their own behalf or on the behalf of third parties, specifically intended for companies subject to the requirements of the “Solvency II” Directive	USD/EUR
J USD shares	FR0013404423	Net income: Distribution Net realised capital gains: Accumulation and/or Distribution and/or Carried forward	US Dollars	USD 500,000	Legal entities and institutional investors dealing on their own behalf or on the behalf of third parties, specifically intended for companies subject to the requirements of the “Solvency II” Directive	None
K EUR (H) shares	FR0013404431	Net income: Accumulation Net realised capital gains: Accumulation	Euro	€500,000	Legal entities and institutional investors dealing on their own behalf or on the behalf of third parties, specifically intended for companies subject to the requirements of the “Solvency II” Directive	USD/EUR

K USD shares	FR0013404449	Net income: Accumulation Net realised capital gains: Accumulation	US Dollars	USD 500,000	Legal entities and institutional investors dealing on their own behalf or on the behalf of third parties, specifically intended for companies subject to the requirements of the "Solvency II" Directive	None
--------------	--------------	--	------------	-------------	--	------

*The minimum initial subscription amount does not apply to subscriptions that may be made by the Management Company, the custodian, or entities belonging to the same group.

EdR SICAV – Global Opportunities

<i>Type of shares</i>	<i>ISIN code</i>	<i>Allocation of distributable income</i>	<i>Currency</i>	<i>Minimum initial subscription*</i>	<i>Target subscribers</i>	<i>Risk systematically hedged</i>
A EUR shares	FR0013281938	Net income: Accumulation Net realised capital gains: Accumulation	Euro	1 Share	All subscribers	None
A CHF (H) shares	FR0013429230	Net income: Accumulation Net realised capital gains: Accumulation	Swiss franc	1 Share	All subscribers	EUR/CHF
A USD (H) shares	FR0013429248	Net income: Accumulation Net realised capital gains: Accumulation	US Dollars	1 Share	All subscribers	EUR/USD
B EUR shares	FR0013464260	Net income: Distribution Net realised capital gains: Accumulation and/or Distribution and/or Carried forward	Euro	1 Share	All subscribers	None

CR EUR shares	FR0013464211	Net income: Accumulation Net realised capital gains: Accumulation	Euro	1 Share	All subscribers, under the conditions specified in the “Target subscribers and typical investor profile” section	None
CRD EUR shares	FR0013464237	Net income: Distribution Net realised capital gains: Accumulation and/or Distribution and/or Carried forward	Euro	1 Share	All subscribers, under the conditions specified in the “Target subscribers and typical investor profile” section	None
I EUR shares	FR0013429255	Net income: Accumulation Net realised capital gains: Accumulation	Euro	€500,000	Legal entities and institutional investors dealing on their own behalf or on behalf of third parties	None
I CHF (H) shares	FR0013429263	Net income: Accumulation Net realised capital gains: Accumulation	Swiss franc	500,000 Swiss francs	Legal entities and institutional investors dealing on their own behalf or on behalf of third parties	EUR/CHF
I USD (H) shares	FR0013429271	Net income: Accumulation Net realised capital gains: Accumulation	US Dollars	USD 500,000	Legal entities and institutional investors dealing on their own behalf or on behalf of third parties	EUR/USD
J EUR shares	FR0013429289	Net income: Distribution Net realised capital gains: Accumulation and/or Distribution and/or Carried forward	Euro	€500,000	Legal entities and institutional investors dealing on their own behalf or on behalf of third-parties	None

K EUR shares	FR0013464252	Net income: Accumulation Net realised capital gains: Accumulation	Euro	€500,000	Legal entities and institutional investors dealing on their own behalf or on behalf of third-parties	None
--------------	--------------	--	------	----------	--	------

* The minimum initial subscription amount does not apply to subscriptions that may be made by the Management Company, the Custodian, or entities belonging to the same group.

EdR SICAV – Short Duration Credit

<i>Type of shares</i>	<i>ISIN code</i>	<i>Allocation of distributable income</i>	<i>Currency</i>	<i>Minimum initial subscription*</i>	<i>Target subscribers*</i>	<i>Risk systematically hedged</i>
A CHF (H) shares	FR0013460912	Net income: Accumulation Net realised capital gains: Accumulation	Swiss franc	1 Share	All subscribers	EUR/CHF
A EUR shares	FR0013460920	Net income: Accumulation Net realised capital gains: Accumulation	Euro	1 Share	All subscribers	None
A USD (H) shares	FR0013460938	Net income: Accumulation Net realised capital gains: Accumulation	US Dollars	1 Share	All subscribers	EUR/USD
B CHF (H) shares	FR0013460946	Net income: Distribution Net realised capital gains: Accumulation and/or Distribution and/or Carried forward	Swiss franc	1 Share	All subscribers	EUR/CHF
B EUR shares	FR0013460961	Net income: Distribution Net realised capital gains: Accumulation and/or Distribution and/or Carried forward	Euro	1 Share	All subscribers	None
B USD (H) shares	FR0013460979	Net income: Distribution Net realised capital gains:	US Dollars	1 Share	All subscribers	EUR/USD

		Accumulation and/or Distribution and/or Carried forward				
CR EUR shares	FR0013460987	Net income: Accumulation Net realised capital gains: Accumulation	Euro	1 Share	All subscribers, under the conditions specified in the “Target subscribers and typical investor profile” section	None
CR USD (H) shares	FR0013461019	Net income: Accumulation Net realised capital gains: Accumulation and/or Distribution and/or Carried forward	US Dollars	1 Share	All subscribers, under the conditions specified in the “Target subscribers and typical investor profile” section	EUR/USD
CRD EUR shares	FR0013461027	Net income: Distribution Net realised capital gains: Accumulation and/or Distribution and/or Carried forward	Euro	1 Share	All subscribers, under the conditions specified in the “Target subscribers and typical investor profile” section	None
CRD USD (H) shares	FR0013461555	Net income: Distribution Net realised capital gains: Accumulation and/or Distribution and/or Carried forward	US Dollars	1 Share	All subscribers, under the conditions specified in the “Target subscribers and typical investor profile” section	EUR/USD
I CHF (H) shares	FR0013461563	Net income: Accumulation Net realised capital gains: Accumulation	Swiss franc	500,000 Swiss francs	Legal entities and institutional investors dealing on their own behalf or on behalf of third parties	EUR/CHF
I EUR shares	FR0013461571	Net income: Accumulation Net realised capital gains: Accumulation	Euro	€500,000	Legal entities and institutional investors dealing on their own behalf or on behalf of third parties	None
I USD (H) shares	FR0013461589	Net income: Accumulation Net realised capital gains:	US Dollars	USD 500,000	Legal entities and institutional investors dealing on	EUR/USD

		Accumulation				their own behalf or on behalf of third parties	
J CHF (H) shares	FR0013461597	Net income: Distribution Net realised capital gains: Accumulation and/or Distribution and/or Carried forward	Swiss franc	500,000 Swiss francs		Legal entities and institutional investors dealing on their own behalf or on behalf of third parties	EUR/CHF
J EUR shares	FR0013461605	Net income: Distribution Net realised capital gains: Accumulation and/or Distribution and/or Carried forward	Euro	€500,000		Legal entities and institutional investors dealing on their own behalf or on behalf of third parties	None
J USD (H) shares:	FR0013461613	Net income: Distribution Net realised capital gains: Accumulation and/or Distribution and/or Carried forward	US Dollars	USD 500,000		Legal entities and institutional investors dealing on their own behalf or on behalf of third parties	EUR/USD
K EUR shares	FR0013461639	Net income: Accumulation Net realised capital gains: Accumulation	Euro	€500,000		Legal entities and institutional investors dealing on their own behalf or on behalf of third parties	None
N EUR shares	FR0013488194	Net income: Accumulation Net realised capital gains: Accumulation	Euro	€10,000,000		Legal entities and institutional investors dealing on their own behalf or on behalf of third parties	None
O EUR shares	FR0013488202	Net income: Distribution Net realised capital gains: Accumulation and/or Distribution and/or Carried forward	Euro	€10,000,000		Legal entities and institutional investors dealing on their own behalf or on behalf of third parties	None

* The minimum initial subscription amount does not apply to subscriptions that may be made by the Management Company, the Custodian, or entities belonging to the same group.

EdR SICAV – Tech- Impact

<i>Type of shares</i>	<i>ISIN code</i>	<i>Allocation of distributable income</i>	<i>Currency</i>	<i>Minimum initial subscription*</i>	<i>Target subscribers*</i>	<i>Risk systematically hedged</i>
A EUR shares	FR0013488244	Net income: Accumulation Net realised capital gains: Accumulation	Euro	1 Share	All subscribers	None
A USD shares	FR0050000720	Net income: Accumulation Net realised capital gains: Accumulation	US Dollars	1 Share	All subscribers	None
B EUR shares	FR0013488251	Net income: Distribution Net realised capital gains: Accumulation and/or Distribution and/or Carried forward	Euro	1 Share	All subscribers	None
CR EUR shares	FR0013488269	Net income: Accumulation Net realised capital gains: Accumulation	Euro	1 Share	All subscribers, under the conditions specified in the “Target subscribers and typical investor profile” section	None
CR USD shares	FR0050000738	Net income: Accumulation Net realised capital gains: Accumulation	US Dollars	1 Share	All subscribers, under the conditions specified in the “Target subscribers and typical investor profile” section	None
CRD EUR shares	FR0013488277	Net income: Distribution Net realised capital gains: Accumulation and/or Distribution and/or Carried forward	Euro	1 Share	All subscribers, under the conditions specified in the “Target subscribers and typical investor profile” section	None
I EUR shares	FR0013488285	Net income: Accumulation Net realised capital gains: Accumulation	Euro	€500,000	Legal entities and institutional investors dealing on their own behalf or on behalf of third parties	None
I USD shares	FR0050000704	Net income: Accumulation	US Dollars	USD 500,000	Legal entities and institutional	None

		Net realised capital gains: Accumulation			investors dealing on their own behalf or on behalf of third parties	
J EUR shares	FR0013519949	Net income: Distribution Net realised capital gains: Accumulation and/or Distribution and/or Carried forward	Euro	€500,000	Legal entities and institutional investors dealing on their own behalf or on behalf of third parties	None
J USD shares	FR0050000712	Net income: Distribution Net realised capital gains: Accumulation and/or Distribution and/or Carried forward	US Dollars	USD 500,000	Legal entities and institutional investors dealing on their own behalf or on behalf of third parties	None
K EUR shares	FR0013488293	Net income: Accumulation Net realised capital gains: Accumulation	Euro	€500,000	Legal entities and institutional investors dealing on their own behalf or on behalf of third parties	None
N EUR shares	FR0013488301	Net income: Accumulation Net realised capital gains: Accumulation	Euro	€15,000,000	Legal entities and institutional investors dealing on their own behalf or on behalf of third parties	None
S EUR shares	FR0013532918	Net income: Accumulation Net realised capital gains: Accumulation	Euro	€15,000,000	Legal entities and institutional investors dealing on their own behalf or on behalf of third parties	None

* The minimum initial subscription amount does not apply to subscriptions that may be made by the Management Company, the Custodian, or entities belonging to the same group.

EdR SICAV – Green New Deal

<i>Type of shares</i>	<i>ISIN code</i>	<i>Allocation of distributable income</i>	<i>Currency</i>	<i>Minimum initial subscription*</i>	<i>Target subscribers</i>	<i>Risk systematically hedged</i>
A CHF shares	FR0013428919	Net income: Accumulation Net realised capital gains: Accumulation	Swiss franc	1 Share	All subscribers	None

A EUR shares	FR0013428927	Net income: Accumulation Net realised capital gains: Accumulation	Euro	1 Share	All subscribers	None
A USD shares	FR0013428935	Net income: Accumulation Net realised capital gains: Accumulation	US Dollars	1 Share	All subscribers	None
B CHF shares	FR0013428950	Net income: Distribution Net realised capital gains: Accumulation and/or Distribution and/or Carried forward	Swiss franc	1 Share	All subscribers	None
B EUR shares	FR0013428968	Net income: Distribution Net realised capital gains: Accumulation and/or Distribution and/or Carried forward	Euro	1 Share	All subscribers	None
B USD shares	FR0013428976	Net income: Distribution Net realised capital gains: Accumulation and/or Distribution and/or Carried forward	US Dollars	1 Share	All subscribers	None
CR EUR shares	FR0013428984	Net income: Accumulation Net realised capital gains: Accumulation	Euro	1 Share	All subscribers, under the conditions specified in the “Target subscribers and typical investor profile” section	None
CR USD shares	FR0013428992	Net income: Accumulation Net realised capital gains: Accumulation	US Dollars	1 Share	All subscribers, under the conditions specified in the “Target subscribers and typical investor profile” section	None
CRD EUR shares	FR0013429008	Net income: Distribution Net realised capital gains: Accumulation and/or	Euro	1 Share	All subscribers, under the conditions specified in the “Target subscribers and typical investor profile” section	None

		Distribution and/or Carried forward				
CRD USD shares	FR0013429016	Net income: Distribution Net realised capital gains: Accumulation and/or Distribution and/or Carried forward	US Dollars	1 Share	All subscribers, under the conditions specified in the "Target subscribers and typical investor profile" section	None
I CHF shares	FR0013429024	Net income: Accumulation Net realised capital gains: Accumulation	Swiss franc	CHF 500,000	Legal entities and institutional investors dealing on their own behalf or on behalf of third parties	None
I EUR shares	FR0013429040	Net income: Accumulation Net realised capital gains: Accumulation	Euro	€500,000	Legal entities and institutional investors dealing on their own behalf or on behalf of third parties	None
I USD shares	FR0013429057	Net income: Accumulation Net realised capital gains: Accumulation	US Dollars	USD 500,000	Legal entities and institutional investors dealing on their own behalf or on behalf of third parties	None
J CHF shares	FR0013429065	Net income: Distribution Net realised capital gains: Accumulation and/or Distribution and/or Carried forward	Swiss franc	CHF 500,000	Legal entities and institutional investors dealing on their own behalf or on behalf of third parties	None
J EUR shares	FR0013429081	Net income: Distribution Net realised capital gains: Accumulation and/or Distribution and/or Carried forward	Euro	€500,000	Legal entities and institutional investors dealing on their own behalf or on behalf of third parties	None
J USD shares	FR0013429099	Net income: Distribution Net realised capital gains: Accumulation and/or Distribution and/or Carried forward	US Dollars	USD 500,000	Legal entities and institutional investors dealing on their own behalf or on behalf of third parties	None

K EUR shares	FR0013429107	Net income: Accumulation Net realised capital gains: Accumulation	Euro	€500,000	Legal entities and institutional investors dealing on their own behalf or on behalf of third parties	None
KD EUR shares	FR0013429115	Net income: Distribution Net realised capital gains: Accumulation and/or Distribution and/or Carried forward	Euro	€500,000	Legal entities and institutional investors dealing on their own behalf or on behalf of third parties	None
R EUR shares	FR0050000068	Net income: Accumulation Net realised capital gains: Accumulation	Euro	1 Share	All subscribers; specifically intended to be marketed by the Distributors selected for this purpose by the Management Company	None

* The minimum initial subscription amount does not apply to subscriptions that may be made by the Management Company, the Custodian, or entities belonging to the same group.

EdR SICAV – Corporate Hybrid Bonds

<i>Type of shares</i>	<i>ISIN code</i>	<i>Allocation of distributable income</i>	<i>Currency</i>	<i>Minimum initial subscription*</i>	<i>Target subscribers</i>	<i>Risk systematically hedged</i>
A CHF (H) shares	FR00140058Y9	Net income: Accumulation Net realised capital gains: Accumulation	Swiss franc	1 Share	All subscribers	EUR/CHF
A EUR shares	FR00140059A7	Net income: Accumulation Net realised capital gains: Accumulation	Euro	1 Share	All subscribers	None

A USD (H) shares	FR0014005997	Net income: Accumulation Net realised capital gains: Accumulation	US Dollars	1 Share	All subscribers	EUR/USD
B EUR shares	FR0014005989	Net income: Distribution Net capital gains realised: Accumulation and/or Distribution and/or Carried forward	Euro	1 Share	All subscribers	None
B USD (H) shares	FR001400DLX2	Net income: Distribution Net realised capital gains: Accumulation and/or Distribution and/or Carried forward	US Dollars	1 Share	All subscribers	EUR/USD
CR EUR shares	FR0014005971	Net income: Accumulation Net realised capital gains: Accumulation	Euro	1 Share	All subscribers, under the conditions specified in the “Target subscribers and typical investor profile” section	None
CR USD (H) shares	FR0014005963	Net income: Accumulation Net realised capital gains: Accumulation	US Dollars	1 Share	All subscribers, under the conditions specified in the “Target subscribers and typical investor profile” section	EUR/USD
CRD EUR shares	FR0014005955	Net income: Distribution Net capital gains realised: Accumulation and/or Distribution and/or Carried forward	Euro	1 Share	All subscribers, under the conditions specified in the “Target subscribers and typical investor profile” section	None

I CHF (H) shares	FR0014005948	Net income: Accumulation Net realised capital gains: Accumulation	Swiss franc	500,000 Swiss francs	Legal entities and institutional investors dealing on their own behalf or on behalf of third parties	EUR/CHF
I EUR shares	FR0014005930	Net income: Accumulation Net capital gains realised: Accumulation	Euro	€500,000	Legal entities and institutional investors dealing on their own behalf or on behalf of third parties	None
I USD (H) shares	FR0014005922	Net income: Accumulation Net realised capital gains: Accumulation	US Dollars	USD 500,000	Legal entities and institutional investors dealing on their own behalf or on behalf of third parties	EUR/USD
J EUR shares	FR0014005914	Net income: Distribution Net capital gains realised: Accumulation and/or distribution and/or carried forward	Euro	€500,000	Legal entities and institutional investors dealing on their own behalf or on behalf of third-parties	None
J USD (H) shares	FR00140079Y5	Net income: Distribution Net capital gains realised: Accumulation and/or Distribution and/or Carried forward	US Dollars	USD 500,000	Legal entities and institutional investors dealing on their own behalf or on behalf of third parties	EUR/USD
K EUR shares	FR0014005906	Net income: Accumulation Net capital gains realised: Accumulation	Euro	€500,000	Legal entities and institutional investors dealing on their own behalf or on behalf of third-parties	None

NC EUR shares	FR00140058Z6	Net income: Accumulation Net realised capital gains: Accumulation	Euro	€10,000,000	Legal entities and institutional investors dealing on their own behalf or on behalf of third parties	None
OC EUR shares	FR00140058X1	Net income: Accumulation and/or Distribution and/or Carried forward Net capital gains realised: Accumulation and/or Distribution and/or Carried forward	Euro	€10,000,000	Legal entities and institutional investors dealing on their own behalf or on behalf of third parties	None

* The minimum initial subscription amount does not apply to subscriptions that may be made by the Management Company, the Custodian, or entities belonging to the same group.

EdR SICAV – Millesima World 2028

Type of shares	ISIN code	Allocation of distributable income	Currency	Minimum initial subscription*	Target subscribers	Risk systematically hedged
A CHF (H) shares	FR0014008W14	Net income: Accumulation Net realised capital gains: Accumulation	Swiss franc	1 Share	All subscribers	EUR/CHF
A EUR shares	FR0014008W22	Net income: Accumulation Net realised capital gains: Accumulation	Euro	1 Share	All subscribers	None
A USD (H) shares	FR0014008W30	Net income: Accumulation Net realised capital gains: Accumulation	US Dollars	1 Share	All subscribers	EUR/USD
AC EUR shares	FR0014008W48	Net income: Accumulation Net realised capital gains: Accumulation	Euro	1 Share	All subscribers	None
B EUR shares	FR0014008W55	Net income: Distribution Net realised capital gains: Accumulation and/or Distribution and/or Carried forward	Euro	1 Share	All subscribers	None

B USD (H) shares	FR001400DLU8	Net income: Distribution Net realised capital gains: Accumulation and/or Distribution and/or Carried forward	US Dollars	1 Share	All subscribers	EUR/USD
CR EUR shares	FR0014008W63	Net income: Accumulation Net realised capital gains: Accumulation	Euro	1 Share	All subscribers, under the conditions specified in the “Target subscribers and typical investor profile” section	None
CR USD (H) shares	FR0014008W71	Net income: Accumulation Net realised capital gains: Accumulation	US Dollars	1 Share	All subscribers, under the conditions specified in the “Target subscribers and typical investor profile” section	EUR/USD
CRD EUR shares	FR0014008W89	Net income: Distribution Net realised capital gains: Accumulation and/or Distribution and/or Carried forward	Euro	1 Share	All subscribers, under the conditions specified in the “Target subscribers and typical investor profile” section	None
CRD USD (H) shares	FR0014008W97	Net income: Distribution Net realised capital gains: Accumulation and/or Distribution and/or Carried forward	US Dollars	1 Share	All subscribers, under the conditions specified in the “Target subscribers and typical investor profile” section	EUR/USD
I CHF (H) shares	FR0014008WA1	Net income: Accumulation Net realised capital gains: Accumulation	Swiss franc	1,000,000 Swiss francs	Legal entities and institutional investors dealing on their own behalf or on behalf of third parties	EUR/CHF

I EUR shares	FR0014008WB9	Net income: Accumulation Net realised capital gains: Accumulation	Euro	€1,000,000	Legal entities and institutional investors dealing on their own behalf or on behalf of third parties	None
I USD (H) shares	FR0014008WC7	Net income: Accumulation Net realised capital gains: Accumulation	US Dollars	USD 1,000,000	Legal entities and institutional investors dealing on their own behalf or on behalf of third parties	EUR/USD
J EUR shares	FR0014008WD5	Net income: Distribution Net realised capital gains: Accumulation and/or Distribution and/or Carried forward	Euro	€1,000,000	Legal entities and institutional investors dealing on their own behalf or on behalf of third-parties	None
J CHF (H) shares	FR0014008WE3	Net income: Distribution Net realised capital gains: Accumulation and/or Distribution and/or Carried forward	Swiss franc	1,000,000 Swiss francs	Legal entities and institutional investors dealing on their own behalf or on behalf of third parties	EUR/CHF
Equities J USD (H)	FR0014008WF0	Net income: Distribution Net realised capital gains: Accumulation and/or Distribution and/or Carried forward	US Dollars	USD 1,000,000	Legal entities and institutional investors dealing on their own behalf or on behalf of third parties	EUR/USD
K EUR shares	FR0014008WG8	Net income: Accumulation Net realised capital gains: Accumulation	Euro	€1,000,000	Legal entities and institutional investors dealing on their own behalf or on behalf of third parties	None

K USD (H) shares	FR001400FJ40	Net income: Accumulation Net realised capital gains: Accumulation	US Dollars	USD 1,000,000	Legal entities and institutional investors dealing on their own behalf or on behalf of third parties	EUR/USD
R EUR shares	FR0014008WH6	Net income: Accumulation Net realised capital gains: Accumulation	Euro	1 Share	All subscribers; specifically intended to be marketed by the Distributors selected for this purpose by the Management Company	None
PWM EUR shares	FR0014008WI4	Net income: Accumulation Net realised capital gains: Accumulation	Euro	EUR 1,000	Dedicated to Banque Privée EdR	None
PWM USD (H) shares	FR0014008WJ2	Net income: Accumulation Net realised capital gains: Accumulation	US Dollars	USD 1,000	Dedicated to Banque Privée EdR	EUR/USD
PWMD EUR shares	FR0014008WK0	Net income: Distribution Net realised capital gains: Accumulation and/or Distribution and/or Carried forward	Euro	EUR 1,000	Dedicated to Banque Privée EdR	None
PWMD USD (H) shares	FR0014008WL8	Net income: Distribution Net realised capital gains: Accumulation and/or Distribution and/or Carried forward	US Dollars	USD 1,000	Dedicated to Banque Privée EdR	EUR/USD

* The minimum initial subscription amount does not apply to subscriptions that may be made by the Management Company, the custodian or entities belonging to the same group.

EdR SICAV – European Smaller Companies

Type of shares	ISIN code	Allocation of distributable income	Currency	Minimum initial subscription*	Target subscribers	Risk systematically hedged
A CHF (H) shares	FR0014009ZB0	Net income: Accumulation Net realised capital gains: Accumulation	Swiss franc	1 Share	All subscribers	EUR/CHF
A EUR shares	FR0014009Z77	Net income: Accumulation Net realised capital gains: Accumulation	Euro	1 Share	All subscribers	None
A USD shares	FR001400DLM5	Net income: Accumulation Net realised capital gains: Accumulation	US Dollars	1 Share	All subscribers	None
A USD (H) shares	FR0014009Z51	Net income: Accumulation Net realised capital gains: Accumulation	US Dollars	1 Share	All subscribers	EUR/USD
B EUR shares	FR0014009Z69	Net income: Distribution Net realised capital gains: Accumulation and/or Distribution and/or Carried forward	Euro	1 Share	All subscribers	None

B USD shares	FR0014009ZI5	Net income: Distribution Net realised capital gains: Accumulation and/or Distribution and/or Carried forward	US Dollars	1 Share	All subscribers	None
CR EUR shares	FR0014009ZH7	Net income: Accumulation Net realised capital gains: Accumulation	Euro	1 Share	All subscribers, under the conditions specified in the “Target subscribers and typical investor profile” section	None
CR USD shares	FR0014009ZG9	Net income: Accumulation Net realised capital gains: Accumulation	US Dollars	1 Share	All subscribers, under the conditions specified in the “Target subscribers and typical investor profile” section	None
CRD EUR shares	FR0014009Z93	Net income: Distribution Net realised capital gains: Accumulation and/or Distribution and/or Carried forward	Euro	1 Share	All subscribers, under the conditions specified in the “Target subscribers and typical investor profile” section	None
I CHF (H) shares	FR0014009ZA2	Net income: Accumulation Net realised capital gains: Accumulation	Swiss franc	CHF 500,000	Legal entities and institutional investors dealing on their own behalf or on behalf of third parties	EUR/CHF
I EUR shares	FR0014009ZC8	Net income: Accumulation Net realised capital gains: Accumulation	Euro	EUR 500,000	Legal entities and institutional investors dealing on their own behalf or on behalf of third parties	None

I USD shares	FR001400DLN3	Net income: Accumulation Net realised capital gains: Accumulation	US Dollars	USD 500,000	Legal entities and institutional investors dealing on their own behalf or on behalf of third parties	None
I USD (H) shares	FR0014009ZD6	Net income: Accumulation Net realised capital gains: Accumulation	US Dollars	USD 500,000	Legal entities and institutional investors dealing on their own behalf or on behalf of third parties	EUR/USD
J EUR shares	FR0014009ZE4	Net income: Distribution Net realised capital gains: Accumulation and/or Distribution and/or Carried forward	Euro	EUR 500,000	Legal entities and institutional investors dealing on their own behalf or on behalf of third parties	None
K EUR shares	FR0014009ZF1	Net income: Accumulation Net realised capital gains: Accumulation	Euro	EUR 500,000	Legal entities and institutional investors dealing on their own behalf or on behalf of third parties	None
N EUR shares	FR0014009Z85	Net income: Accumulation Net realised capital gains: Accumulation	Euro	EUR 10,000,000	Legal entities and institutional investors dealing on their own behalf or on behalf of third parties	None
O EUR shares	FR0014009ZJ3	Net income: Distribution Net realised capital gains: Accumulation and/or Distribution and/or Carried forward	Euro	EUR 10,000,000	Legal entities and institutional investors dealing on their own behalf or on behalf of third parties	None

R EUR shares	FR001400J838	Net income: Accumulation Net realised capital gains: Accumulation	Euro	1 share	All subscribers; specifically intended to be marketed by the Distributors selected for this purpose by the management company	None
S EUR shares	FR001400DLO1	Net income: Accumulation Net realised capital gains: Accumulation	Euro	EUR 10,000,000	Legal entities and institutional investors dealing on their own behalf or on behalf of third parties	None

* The minimum initial subscription amount does not apply to subscriptions that may be made by the Management Company, the Custodian, or entities belonging to the same group.

EdR SICAV – European Improvers

<i>Type of shares</i>	<i>ISIN code</i>	<i>Allocation of distributable income</i>	<i>Currency</i>	<i>Minimum initial subscription*</i>	<i>Target subscribers</i>	<i>Risk systematically hedged</i>
A CHF (H) shares	FR001400FUC2	Net income: Accumulation Net realised capital gains: Accumulation	Swiss franc	1 Share	All subscribers.	EUR/CHF
A EUR shares	FR001400FUB4	Net income: Accumulation Net realised capital gains: Accumulation	Euro	1 Share	All subscribers.	None
A USD shares	FR001400FUA6	Net income: Accumulation Net realised capital gains: Accumulation	US Dollars	1 Share	All subscribers.	None

A USD (H) shares	FR001400FU94	Net income: Accumulation Net realised capital gains: Accumulation	US Dollars	1 Share	All subscribers.	EUR/USD
B EUR shares	FR001400FUN9	Net income: Distribution Net realised capital gains: Accumulation and/or Distribution and/or Carried forward	Euro	1 Share	All subscribers.	None
B USD shares	FR001400FUM1	Net income: Distribution Net realised capital gains: Accumulation and/or Distribution and/or Carried forward	US Dollars	1 Share	All subscribers.	None
CR EUR shares	FR001400FUD0	Net income: Accumulation Net realised capital gains: Accumulation	Euro	1 Share	All subscribers, under the conditions specified in the "Target subscribers and typical investor profile" section	None
CR USD shares	FR001400FUE8	Net income: Accumulation Net realised capital gains: Accumulation	US Dollars	1 Share	All subscribers, under the conditions specified in the "Target subscribers and typical investor profile" section	None
CRD EUR shares	FR001400FUO7	Net income: Distribution Net realised capital gains: Accumulation and/or Distribution and/or Carried forward	Euro	1 Share	All subscribers, under the conditions specified in the "Target subscribers and typical investor profile" section	None

I CHF (H) shares	FR001400FUG3	Net income: Accumulation Net realised capital gains: Accumulation	Swiss franc	500,000 Swiss francs	Legal entities and institutional investors dealing on their own behalf or on behalf of third parties	EUR/CHF
I EUR shares	FR001400FUF5	Net income: Accumulation Net realised capital gains: Accumulation	Euro	€500,000	Legal entities and institutional investors dealing on their own behalf or on behalf of third parties	None
I USD shares	FR001400FU19	Net income: Accumulation Net realised capital gains: Accumulation	US Dollars	USD 500,000	Legal entities and institutional investors dealing on their own behalf or on behalf of third parties	None
I USD (H) shares	FR001400FUH1	Net income: Accumulation Net realised capital gains: Accumulation	US Dollars	USD 500,000	Legal entities and institutional investors dealing on their own behalf or on behalf of third parties	EUR/USD
J EUR shares	FR001400FUP4	Net income: Distribution Net realised capital gains: Accumulation and/or Distribution and/or Carried forward	Euro	€500,000	Legal entities and institutional investors dealing on their own behalf or on behalf of third parties	None
K EUR shares	FR001400FUJ7	Net income: Accumulation Net realised capital gains: Accumulation	Euro	€500,000	Legal entities and institutional investors dealing on their own behalf or on behalf of third parties	None

N EUR shares	FR001400FUK5	Net income: Accumulation Net realised capital gains: Accumulation	Euro	EUR 10,000,000	Legal entities and institutional investors dealing on their own behalf or on behalf of third parties	None
O EUR shares	FR001400FUQ2	Net income: Distribution Net realised capital gains: Accumulation and/or Distribution and/or Carried forward	Euro	EUR 10,000,000	Legal entities and institutional investors dealing on their own behalf or on behalf of third parties	None
S EUR shares	FR001400FUL3	Net income: Accumulation Net realised capital gains: Accumulation	Euro	EUR 10,000,000	Legal entities and institutional investors dealing on their own behalf or on behalf of third parties	None

* The minimum initial subscription amount does not apply to subscriptions that may be made by the Management Company, the custodian, or entities belonging to the same group.

EdR SICAV – Millesima Select 2028

Type of shares	ISIN code	Allocation of distributable income	Currency	Minimum initial subscription*	Target subscribers	Risk systematically hedged
A CHF (H) shares	FR001400JGC3	Net income: Accumulation Net realised capital gains: Accumulation	Swiss franc	1 Share	All subscribers.	EUR/CHF

A EUR shares	FR001400JGB5	Net income: Accumulation Net realised capital gains: Accumulation	Euro	1 Share	All subscribers.	None
A USD (H) shares	FR001400JGD1	Net income: Accumulation Net realised capital gains: Accumulation	US Dollars	1 Share	All subscribers.	EUR/USD
B EUR shares	FR001400JGE9	Net income: Distribution Net realised capital gains: Accumulation and/or Distribution and/or Carried forward	Euro	1 Share	All subscribers.	None
B USD (H) shares	FR001400JGF6	Net income: Distribution Net realised capital gains: Accumulation and/or Distribution and/or Carried forward	US Dollars	1 Share	All subscribers.	EUR/USD
CR EUR shares	FR001400JGG4	Net income: Accumulation Net realised capital gains: Accumulation	Euro	1 Share	All subscribers, under the conditions specified in the "Target subscribers and typical investor profile" section	None
CR USD (H) shares	FR001400JGH2	Net income: Accumulation Net realised capital gains: Accumulation	US Dollars	1 Share	All subscribers, under the conditions specified in the "Target subscribers and typical investor profile" section	EUR/USD

CRD EUR shares	FR001400JGI0	Net income: Distribution Net realised capital gains: Accumulation and/or Distribution and/or Carried forward	Euro	1 Share	All subscribers, under the conditions specified in the "Target subscribers and typical investor profile" section	None
CRD USD (H) shares	FR001400JGJ8	Net income: Distribution Net realised capital gains: Accumulation and/or Distribution and/or Carried forward	US Dollars	1 Share	All subscribers, under the conditions specified in the "Target subscribers and typical investor profile" section	EUR/USD
I CHF (H) shares	FR001400JGL4	Net income: Accumulation Net realised capital gains: Accumulation	Swiss franc	1,000,000 Swiss francs	Legal entities and institutional investors dealing on their own behalf or on behalf of third parties	EUR/CHF
I EUR shares	FR001400JGK6	Net income: Accumulation Net realised capital gains: Accumulation	Euro	€1,000,000	Legal entities and institutional investors dealing on their own behalf or on behalf of third parties	None
I USD (H) shares	FR001400JGM2	Net income: Accumulation Net realised capital gains: Accumulation	US Dollars	USD 1,000,000	Legal entities and institutional investors dealing on their own behalf or on behalf of third parties	EUR/USD
J EUR shares	FR001400JGN0	Net income: Distribution Net realised capital gains: Accumulation and/or Distribution and/or Carried forward	Euro	€1,000,000	Legal entities and Institutional investors dealing on their own behalf or on behalf of third parties	None

J CHF (H) shares	FR001400JGO8	<p>Net income: Distribution</p> <p>Net realised capital gains: Accumulation and/or Distribution and/or Carried forward</p>	Swiss franc	1,000,000 Swiss francs	Legal entities and institutional investors dealing on their own behalf or on behalf of third parties	EUR/CHF
J USD (H) shares	FR001400JGP5	<p>Net income: Distribution</p> <p>Net realised capital gains: Accumulation and/or Distribution and/or Carried forward</p>	US Dollars	USD 1,000,000	Legal entities and institutional investors dealing on their own behalf or on behalf of third parties	EUR/USD
PWM EUR shares	FR001400JGQ3	<p>Net income: Accumulation</p> <p>Net realised capital gains: Accumulation</p>	Euro	€1,000	Reserved for Banque Privée EdR as part of the financial services provided to its clients.	None
PWM USD (H) shares	FR001400JGR1	<p>Net income: Accumulation</p> <p>Net realised capital gains: Accumulation</p>	US Dollars	USD 1,000	Reserved for Banque Privée EdR as part of the financial services provided to its clients.	EUR/USD
PWMD EUR shares	FR001400JGS9	<p>Net income: Distribution</p> <p>Net realised capital gains: Accumulation and/or Distribution and/or Carried forward</p>	Euro	€1,000	Reserved for Banque Privée EdR as part of the financial services provided to its clients.	None
PWMD USD (H) shares	FR001400JGT7	<p>Net income: Distribution</p> <p>Net realised capital gains: Accumulation and/or Distribution</p>	US Dollars	USD 1,000	Reserved for Banque Privée EdR as part of the financial services provided to its clients.	EUR/USD

		and/or Carried forward				
R EUR shares	FR001400JGU5	Net income: Accumulation Net realised capital gains: Accumulation	Euro	1 Share	All subscribers; specifically intended to be marketed by distributors selected for this purpose by the Management Company	None
R USD (H) shares	FR001400JGV3	Net income: Accumulation Net realised capital gains: Accumulation	US Dollars	1 Share	All subscribers; specifically intended to be marketed by distributors selected for this purpose by the Management Company	EUR/USD

* The minimum initial subscription amount does not apply to subscriptions that may be made by the Management Company, the custodian, or entities belonging to the same group.

EdR SICAV – Global Allocation

Type of shares	ISIN code	Allocation of distributable income	Currency	Minimum initial subscription*	Target subscribers	Risk systematically hedged
A EUR shares	FR0007023692	Net income: Accumulation Net realised capital gains: Accumulation	Euro	1 Share	All subscribers.	None
A CHF shares	FR001400MA73	Net income: Accumulation Net realised capital gains: Accumulation	Swiss franc	1 Share	All subscribers.	None
A USD shares	FR001400MA81	Net income: Accumulation Net realised capital gains: Accumulation	US Dollars	1 Share	All subscribers.	None
B EUR shares	FR001400MA99	Net income: Distribution Net realised capital gains: Accumulation and/or Distribution and/or Carried forward	Euro	1 Share	All subscribers.	None
CR EUR shares	FR0013307667	Net income: Accumulation Net realised capital gains: Accumulation	Euro	1 Share	All subscribers, under the conditions specified in the "Target subscribers and typical investor profile" section	None
CRD EUR shares	FR001400MAA4	Net income: Distribution Net realised capital gains: Accumulation and/or Distribution	Euro	1 Share	All subscribers, under the conditions specified in the "Target subscribers and typical investor profile" section	None

		and/or Carried forward				
D EUR shares	FR001400MAB2	Net income: Accumulation Net realised capital gains: Accumulation	Euro	1 Share	All subscribers, under the conditions specified in the "Target subscribers and typical investor profile" section	None
I EUR shares	FR0010831545	Net income: Accumulation Net realised capital gains: Accumulation	Euro	€500,000	Legal entities and institutional investors dealing on their own behalf or on behalf of third parties	None
I CHF shares	FR001400MAC0	Net income: Accumulation Net realised capital gains: Accumulation	Swiss franc	500,000 Swiss francs	Legal entities and institutional investors dealing on their own behalf or on behalf of third parties	None
I USD shares	FR001400MAD8	Net income: Accumulation Net realised capital gains: Accumulation	US Dollars	USD 500,000	Legal entities and institutional investors dealing on their own behalf or on behalf of third parties	None
J EUR shares	FR001400MAE6	Net income: Distribution Net realised capital gains: Accumulation and/or Distribution and/or Carried forward	Euro	EUR 500,000	Legal entities and institutional investors dealing on their own behalf or on behalf of third parties	None

K EUR shares	FR0010849760	Net income: Accumulation Net realised capital gains: Accumulation	Euro	EUR 500,000	Legal entities and institutional investors dealing on their own behalf or on behalf of third parties	None
N EUR shares	FR001400MAF3	Net income: Accumulation Net realised capital gains: Accumulation	Euro	EUR 10,000,000	Legal entities and institutional investors dealing on their own behalf or on behalf of third parties	None
O EUR shares	FR001400MAG1	Net income: Distribution Net realised capital gains: Accumulation and/or Distribution and/or Carried forward	Euro	EUR 10,000,000	Legal entities and institutional investors dealing on their own behalf or on behalf of third parties	None

*The minimum initial subscription amount does not apply to subscriptions that may be made by the Management Company, the custodian or entities belonging to the same group.

➤ **Address from which the latest annual report and interim statement may be obtained**

The latest annual and interim reports are sent within eight business days of receipt of a written request by the shareholder to the Management Company, Edmond de Rothschild Asset Management (France), 47, rue du Faubourg Saint-Honoré, 75401 Paris cedex 08, France.

II. ACTORS

➤ **Delegated Management Company**

EDMOND DE ROTHSCHILD ASSET MANAGEMENT (FRANCE)

A public limited company (société anonyme) with Executive and Supervisory Boards, approved as an Asset Management Company by the AMF on 15 April 2004 under number GP 04000015.

Registered office: 47 rue du Faubourg Saint-Honoré, 75401 Paris Cedex 08, France

➤ **Custodian**

EDMOND DE ROTHSCHILD (France)

A public limited company (société anonyme) with Executive and Supervisory Boards, approved by the Banque de France-CECEI (French Credit Institutions and Investment Firms Committee) as a credit institution on 28 September 1970.

Registered office: 47 rue du Faubourg Saint-Honoré – 75401 Paris Cedex 08, France

Description of the custodian's duties:

Edmond de Rothschild (France) performs the duties defined by the applicable regulations, namely:

- Custody of the SICAV's assets,
- Checking that the Management Company's decisions are lawful,
- Monitoring the SICAV's cash flows.

Control and management of conflicts of interest:

The custodian EdR (France) and the Management Company EdRAM (France) both belong to the Edmond de Rothschild Group. In accordance with the applicable regulations, they have each implemented policies and procedures that are appropriate to their size, their organisation and the nature of their activities, in order to take reasonable steps intended to prevent conflicts of interest that might result from this link.

Delegates:

The custodian has delegated the custody of financial securities to the sub-custodian, CACEIS Bank.

The description of the delegated custodial duties, the list of sub-custodians of CACEIS Bank and information relating to conflicts of interest that may result from these delegations are available on the CACEIS website at www.caceis.com

Updated information is made available to investors within eight business days upon written request by the shareholder to the Custodian.

➤ **Delegated transfer agent**

EDMOND DE ROTHSCHILD (FRANCE) has assumed delegated responsibility for the functions related to liability accounting: the clearing of subscription and redemption orders and the management of the SICAV's issuance account.

➤ **Institution delegated with the task of maintaining the issuance account**

EDMOND DE ROTHSCHILD (France)

A public limited company (société anonyme) with Executive and Supervisory Boards, approved by the Banque de France-CECEI (French Credit Institutions and Investment Firms Committee) as a credit institution on 28 September 1970.

Registered office: 47 rue du Faubourg Saint-Honoré – 75401 Paris Cedex 08, France

➤ **Sub-custodian**

CACEIS Bank

Société anonyme (Public limited company)

Credit institution approved by the CECEI

Registered office: 89–91 rue Gabriel Péri, 92120 Montrouge, France

Postal address: 12 place des États-Unis, CS 40083, 92549 Montrouge CEDEX, France

Acting on behalf of the custodian, the Sub-custodian is responsible for the safekeeping of the SICAV's shares, for their liquidation, and for the delivery-versus-payment (DVP) of orders sent and received by the custodian. It is also responsible for the financial administration of the SICAV's shares (such as securities transactions and the collection of income).

➤ **Statutory auditor**

PRICEWATERHOUSECOOPERS AUDIT

Registered office: 63, rue de Villiers - 92200 Neuilly sur Seine, France

Signatory: Frédéric Sellam

➤ **Promoter**

EDMOND DE ROTHSCHILD ASSET MANAGEMENT (France)

A public limited company (société anonyme) with Executive and Supervisory Boards, approved as an Asset Management Company by the AMF on 15 April 2004 under number GP 04000015.

Registered office: 47 rue du Faubourg Saint-Honoré, 75401 Paris Cedex 08, France

Telephone: 00 33 1 40 17 25 25

email: contact@edram.fr

Fax: +33 1 40 17 24 42

Website: www.edram.fr

Edmond de Rothschild Asset Management (France) oversees the promotion of the SICAV and may delegate the actual marketing activities to a third party of its choice. Moreover, the Management Company is not aware of the identity of all promoters of the SICAV's shares, who are permitted to act without any official agreement.

Regardless of which company is ultimately appointed as promoter, the Edmond de Rothschild Asset Management (France) sales teams are available to provide information or answer any questions that shareholders might have regarding the SICAV. They may be contacted at the company's registered office.

➤ **Delegated administrative and accounting manager**

EDMOND DE ROTHSCHILD ASSET MANAGEMENT (France)

A public limited company (société anonyme) with Executive and Supervisory Boards, approved as an Asset Management Company by the AMF on 15 April 2004 under number GP 04000015.

Registered office: 47 rue du Faubourg Saint-Honoré, 75401 Paris Cedex 08, France

The SICAV delegates its accounting and administrative management to EDMOND DE ROTHSCHILD ASSET MANAGEMENT (France).

➤ **Sub-delegation of accounting management:**

CACEIS FUND ADMINISTRATION

A limited company (société anonyme) with a share capital of €5,800,000

Registered office: 89–91 rue Gabriel Péri, 92120 Montrouge, France

Postal address: 12 place des États-Unis, CS 40083, 92549 Montrouge CEDEX, France

The SICAV delegates its accounting management to Caceis Fund Administration.

EDMOND DE ROTHSCHILD ASSET MANAGEMENT (France) delegates accounting management of the SICAV to Caceis Fund Administration.

The primary corporate purpose of CACEIS Fund Administration is the valuation and accounting management of financial portfolios. As such, it mainly focuses on processing financial information for portfolios, the calculation of net asset values, bookkeeping for the portfolios, production of accounting and financial statements and information as well as the production of various regulatory and special reports.

➤ **Delegation of financial management**

Edmond de Rothschild Asset Management (France) delegates part of the financial management of the SICAV to: Edmond de Rothschild (Switzerland) S.A.

Société anonyme (public limited company) under Swiss law, governed by the federal law on banks and savings banks of 8 November 1934 and registered in the Swiss Trade Register under number CHE-105.978.847.

Registered office: 18 rue de Hesse, CH-1204 Geneva, Switzerland

This delegation of financial management focuses on currency hedging of the SICAV's hedged shares.

➤ **Investment adviser:**

Edmond de Rothschild (Switzerland) S.A.

Société anonyme (public limited company) under Swiss law, governed by the federal law on banks and savings banks of 8 November 1934 and registered in the Swiss Trade Register under number CHE-105.978.847.

Registered office: 18 rue de Hesse, CH-1204 Geneva, Switzerland

The investment adviser is not required to make decisions on behalf of the SICAV when these lie within the remit and responsibility of the delegated financial manager.

This investment advisory role covers the following sub-funds: EdR SICAV – Corporate Hybrid Bonds, EdR SICAV – Short Duration Credit, and EdR SICAV – Millesima World 2028.

➤ **Members of administrative and management bodies**

Identity and functions of members of the Board of Directors of the SICAV:

Flavien Duval (Director and Chair of the Board of Directors)

Bertrand Montauze (Director and Managing Director)

Christophe Caspar (Director)

Raphaël Bellaïche (Director)

III. OPERATING AND MANAGEMENT PROCEDURES

IV.

3.1. GENERAL CHARACTERISTICS

These general characteristics are provisions that are common to all of the SICAV's Sub-funds.

- Nature of the rights attached to the share class: the Société d'Investissement à Capital Variable (open-ended investment company - SICAV) is a limited company, whose purpose is to manage a portfolio of financial instruments and deposits. Subject to the provisions of Article L. 214-7-4 of the French Monetary and Financial Code, the SICAV's shares are issued and redeemed at any time by the company at the request of shareholders and at the net asset value, plus or minus charges and fees, where applicable. Shareholders have a right of ownership on the SICAV's assets proportional to the number of shares held.
- Entry in a register: the shares will be listed on Euroclear France and will be treated as registered securities prior to listing and as bearer securities once listed. The rights of holders of registered shares will be represented by an entry in a register held by the custodian and the rights of holders of bearer shares will be represented by an entry in the account held by the central custodian (Euroclear France) opened by way of sub-affiliation in the name of the sub-custodian.

- Voting rights: Each share is entitled to a voting right proportional to the fraction of capital that it represents. One share represents one vote. Decisions concerning management are taken by the Board of Directors at the behest of the Management Company.
- Form of shares: bearer.
- Decimalisation (splitting): the shares may, at the decision of the Board of Directors, be split into tenths, hundredths, thousandths, or ten-thousandths of a share.

➤ **Year-end**

The last Stock Exchange trading day of September.

The first financial year will end on the last working stock exchange trading day of September 2019.

➤ **Taxation:**

The SICAV is not subject to corporation tax. However, distributions and capital gains are taxable when remitted to shareholders.

SICAVs are said to be transparent.

As such, any gains or losses realised when the SICAV's shares are redeemed (or upon dissolution of a sub-fund) represent capital gains or losses and are subject to the taxation regime for capital gains or losses on transferable securities that applies to each shareholder depending on their own situation (country of residence, natural person or legal entity, place of subscription, etc.). Such gains may be subject to withholding tax if the shareholder is not resident in France for tax purposes. In addition, unrealised capital gains may, in some cases, be subject to taxation. Shareholders who are unsure of their tax situation are advised to contact a tax advisor for further information about the specific tax treatment that will be applicable to them before subscribing to SICAV's shares.

3.2. SPECIFIC PROVISIONS

EdR SICAV – Euro Sustainable Credit

➤ **Date created**

The Sub-fund was approved by the French financial markets authority (Autorité des Marchés Financiers – AMF) on 7 December 2018.

The Sub-fund was created on 12 February 2019, through the merger of the following fund:

- Edmond de Rothschild Euro Sustainable Credit created 10 May 2005.

➤ **ISIN code**

A EUR shares: FR0010172767
 B EUR shares: FR0010789313
 CR EUR shares: FR0013305828
 I EUR shares: FR0010789321
 K EUR shares: FR0013400066
 N EUR shares: FR0010908285
 R EUR shares: FR0013201001

➤ **Specific tax regime**

None

➤ **Classification**

Bonds and other debt securities denominated in euros

➤ **Exposure to other foreign UCITS, AIFs or investment funds**

Up to 10% of its net assets.

➤ **Management objective**

The Sub-fund aims to outperform its benchmark, the Bloomberg Barclays Capital Euro Aggregate Corporate Total Return index, over the recommended investment period, through investments on the corporate bond markets that seek to combine financial profitability with the implementation of a policy that aims to respect non-financial criteria, while mitigating the risk of capital loss.

The Sub-fund is actively managed, which means that the Manager makes investment decisions with the aim of achieving the Sub-fund's objective and investment policy. This active management includes taking decisions related to asset selection, regional allocation, sectoral views and overall market exposure. The Manager is in no way limited by the composition of the benchmark index in the positioning of the portfolio, and the Sub-fund may not hold all the components of the benchmark index or indeed any of the components in question. The Sub-fund may diverge wholly or significantly from the benchmark index or, occasionally, very little.

➤ **Benchmark index**

The Bloomberg Barclays Capital Euro Aggregate Corporate Total Return index (Bloomberg code: LECPTREU) is calculated and published by Bloomberg. It is representative of fixed-rate bond issues, denominated in euros, issued by the issuers from industry, banking and local authority public services with a rating of at least BBB- and a residual maturity of more than one year.

Bloomberg Index Services Limited (website: <https://www.bloomberg.com>), the administrator responsible for the benchmark index Bloomberg Barclays Capital Euro Aggregate Corporate Total Return is not included in the register of administrators and benchmark indices held by ESMA and benefits from the transitional regime provided for under Article 51 of the Benchmark Regulation (BMR).

The rates and indices used are annualised. Coupons are included in calculating the performance of this index. In accordance with Regulation (EU) 2016/1011 of the European Parliament and of the Council of 8 June 2016, the Management Company has a procedure in place for monitoring the benchmark indices used, which sets out the action to be taken in the event that an index materially changes or ceases to be provided.

➤ **Investment strategy**

Strategies used:

The management strategy is to build a portfolio on the corporate bond markets by selecting securities on the basis of an analysis that combines financial criteria in order to identify the securities with significant growth prospects with non-financial criteria in order to meet the requirements with regard to Socially Responsible Investment.

In order to achieve the management objective, the strategy will combine a sector-based approach using a “top-down” process and a credit analysis approach aimed at selecting the most attractive issuers by means of a “bottom-up” process.

The weighting of securities within the portfolio is determined based on a combination of this financial analysis and a simultaneous analysis of issuers on the basis of non-financial criteria.

• Analysis of financial criteria

Top-down approach

The top-down approach is, first and foremost, based on a macroeconomic analysis of the various sectors or countries explored within the context of the portfolio allocation. It leads to the determination of market scenarios created on the basis of the management team’s expectations.

This analysis makes it possible to define, in particular:

- the degree of exposure to different economic sectors,
- the distribution between Investment Grade and High Yield (speculative securities, for which the risk of issuer default is greater, and which have a Standard & Poor’s or equivalent rating below BBB- or an equivalent internal rating from the Management Company) and between the different ratings within these categories.

The top-down analysis provides a comprehensive overview of the portfolio. This is complemented by a stock-picking process (bottom-up approach).

Bottom-up approach

The aim of this approach is to identify those issuers within a particular sector that provide better relative value than others and therefore seem to be the most attractive.

The way issuers are selected is based on a fundamental analysis of each company.

The fundamental analysis focuses on the evaluation of criteria such as:

- the clarity of the company’s strategy,
- its financial health (consistency of cash flow through different economic cycles, ability to honour its debts, etc.),
- the “strategic” nature of the company, which allows it to predict the likelihood of government intervention in the event of default or a significant deterioration of its financial situation.

Within the universe of the selected issuers, the choice of exposures will be based on characteristics such as the issuer’s rating, the liquidity of the securities, or their maturity.

The fundamental analysis model, intended to identify the securities with the highest upside potential, is based on a structure of managing analysts specialising in credit markets. Following an in-depth analysis of the various companies, the bottom-up process is further refined. The process leads to the choice of preferred investment instruments (direct investments in securities, credit default swaps, Itraxx, etc.) for exposure to selected issuers.

• Analysis of non-financial criteria

This involves a qualitative analysis designed to allow securities to be selected based on the Management Company’s own ESG rating grid, which classifies securities according to the Environment, Social and Governance criteria listed below:

Environment: energy consumption, greenhouse gas emissions, water, waste, pollution, environmental management strategy, green impact;

Social: quality of employment, human resources management, social impact, health and safety;

Governance: structure of governance bodies, remuneration policy, audit and internal control, shareholders.

The ESG investment universe is composed of corporate bonds (non-financial and financial) denominated in euro and rated investment grade (AAA to BBB-), as well as non-financial corporate bonds denominated in euro and rated high yield (above CCC). The Management Company may select securities from outside of this ESG universe. It will, however, ensure that the selected ESG universe is a relevant means of comparison for the Sub-fund’s ESG rating.

The SRI ratings model was formulated:

- using a Best-in-Universe approach, i.e. by favouring the best-performing companies regardless of their financial rating, size, or sector.
- using differentiated weightings for the three ESG pillars for each sector depending on its specific challenges: this means that the three non-financial pillars are allocated a greater or lesser weighting depending on the sector in question, which results in a different weighting for each of the three pillars. For example, a chemical company will be more affected by environmental issues whereas, for a company in the business services sector, a greater weighting will be placed on social factors.

To determine if the company analysed embodies the characteristics of a responsible and sustainable company as defined by the Management Company, the latter carries out research to produce an internal ESG rating.

In the absence of an internal rating, the Manager relies on an ESG rating provided by a non-financial rating agency. At least 90% of portfolio companies receive either an internal ESG rating or a rating provided by an external rating agency.

If an issuer's external ESG rating deteriorates, affecting the portfolio's ESG limits, the Management Company must conduct a detailed analysis of that issuer in order to determine whether it can be retained or whether it should be sold as soon as possible, in the interests of the investors.

Furthermore, the securities selection process also includes negative screening to exclude companies that contribute to the production of controversial weapons in compliance with international conventions in this area as well as companies that are exposed to activities related to thermal coal, unconventional fossil fuels or tobacco in accordance with the exclusion policy of Edmond de Rothschild Asset Management (France), which is available on its website. This negative screening helps mitigate sustainability risk.

The Sub-fund promotes environmental, social and governance (ESG) criteria within the meaning of Article 8 of Regulation (EU) 2019/2088, known as the "Disclosure Regulation" or "SFDR", and is subject to sustainability risk as defined in the Risk Profile section of the prospectus.

The Sub-fund integrates sustainability risk and takes into account the main negative impacts in its investment decisions.

As part of its proprietary ESG analysis method, Edmond de Rothschild Asset Management (France) takes into account, to the extent that data is available, the eligibility share and alignment with the taxonomy regarding the proportion of the turnover that is considered to be green or the investments aligned with this. We take into account the figures published by businesses or estimated by external service providers. We always consider the environmental impact, according to sectoral specificities. The carbon footprint on relevant parameters, the company's climate strategy and greenhouse gas reduction goals can also be analysed, as well as the environmental added value of products or services, eco-design etc.

The "causing no significant harm" principle only applies to investments underlying the financial product that take into account the environmental criteria of the European Union in terms of sustainable economic activities. The investments underlying the remaining portion of this financial product do not take into account the environmental criteria of the European Union in terms of sustainable economic activities.

As it is currently unable to provide reliable data for evaluating the share of its investments that are eligible for or aligned with the EU Taxonomy Regulation, at this stage, the Sub-fund is not able to fully and accurately calculate the underlying investments that qualify as environmentally sustainable in the form of a minimum alignment percentage in accordance with a strict interpretation of Article 3 of the aforementioned regulation.

Currently, the sub-fund does not aim to make investments that contribute to environmental objectives focused on mitigating climate change and/or adapting to climate change.

Therefore, the percentage of investments aligned with the Taxonomy is currently 0%.

In order to hedge its assets and/or achieve its management objective, without seeking overexposure, the Sub-fund may use financial derivatives traded on regulated markets (futures, listed options), or over-the-counter markets (options, swaps, etc.). In this context, the manager may create synthetic exposure or hedging on indices, business sectors or geographic areas. In this respect, the Sub-fund may take a position with a view to hedging the portfolio against certain risks (interest rate, credit, currency) or to exposing itself to interest rate and credit risks. In this context, the manager may adopt strategies which principally aim to anticipate or hedge the Sub-fund against the default risk of one or more issuers or to expose the portfolio to the credit risk of one or more issuers. These strategies will be implemented by purchasing or selling protection via credit default swap credit derivatives, on a single reference entity or on indices (iTraxx or CDX).

It may also implement strategies that aim to mitigate currency risks and/or manage interest rate risk through the use of financial contracts, particularly futures, options, and forward or swap contracts.

The manager will also implement active management of the Sub-fund's sensitivity to interest rates, which may vary between 0 and 8. The sensitivity will be reduced in order to protect the portfolio from the negative effects associated with an upward pressure on interest rates and increased in order to harness more widely the benefits associated with a lowering of interest rates. Additional remuneration will be obtained through active management of the interest rate risk.

Exposure to equity markets

Up to 10% of the Sub-fund's net assets may be exposed to equity markets through potential purchases of convertible bonds.

Currencies

The Sub-fund may, on an ancillary basis, hold up to 10% of its net assets in securities issued in foreign currencies, for which the associated currency risk will be hedged. However, an exposure to currency risk limited to 10% of the portfolio's net assets may remain.

Assets:

Debt securities and money market instruments (up to 100% of the net assets, with a maximum of 100% invested directly in securities)

General characteristics

Sensitivity to interest rates	-	[0; 8]
Geographic region of the issuers	OECD, European Union, European Economic Area, G20	100% maximum in private debt

Distribution of private debt/public debt

Up to 100% of the "Debt Securities" portfolio in private debt of issuers located in a Member State of the OECD, the European Union, the European Economic Area or the G20.

The portfolio will not invest in the public debt of a state or an entity of a Member State of the OECD, the European Union, the European Economic Area or the G20.

Criteria related to ratings

A minimum of 70% of the Sub-fund's net assets will be made up of securities that have a minimum long-term rating of BBB- (Standard & Poor's or equivalent, or an equivalent internal rating from the Management Company) or a short-term rating of A3. The selected securities may not be rated by a ratings agency, but in this case will receive an equivalent internal rating from the Management Company.

Up to 30% of the net assets may be invested in securities that have a lower rating, corresponding to that of the high yield category (speculative securities with a Standard & Poor's or equivalent rating of below BBB- or an equivalent internal rating from the Management Company).

Overall, the average rating of the portfolio will be a minimum of BBB- as awarded by Standard & Poor's or another equivalent rating agency, or an equivalent internal rating from the Management Company.

The selection of securities is not based automatically and exclusively on the rating criterion. It is mainly based on an internal analysis. Prior to each investment decision, the Management Company analyses each security on criteria other than its rating. In the event that an issuer in the "High Yield" class has their rating downgraded, the Management Company must conduct a detailed analysis in order to decide whether to sell or retain the security, so as to maintain the rating objective.

Legal nature of the instruments used

Debt securities of all kinds including, in particular:

- Fixed, variable or adjustable rate bonds
- Inflation-linked bonds
- "Green Bonds" (bonds intended to finance projects with a positive environmental impact)
- Negotiable debt securities
- Savings certificates
- Euro Commercial Papers (short-term negotiable securities issued in euros by a foreign entity)

The portfolio may invest in PIK notes (payment-in-kind notes are bonds for which interest payments are not made systematically in cash).

Equities

- Exposure through directly held equities: None
- Exposure via convertible bonds: up to 10% of net assets

The maximum exposure of the portfolio to the equity markets measured through the delta of convertible bonds may not exceed 10% of the Sub-fund's net assets.

Shares or units of other French collective investment schemes or other foreign UCITS, AIFs or investment funds

The Sub-fund may hold up to 10% of its assets in units or shares of French or foreign UCITS or French AIFs, regardless of their classification, in order to diversify exposure to other asset classes, including exchange-traded funds (ETFs), or money market or bond funds specifically in order to invest cash.

Within this 10% limit, the Sub-fund may also invest in shares or units of foreign AIFs and/or foreign investment funds that meet the regulatory eligibility criteria.

These UCIs and investment funds may be managed by the Management Company or by an affiliated company.

Financial contracts

In order to hedge its assets and/or achieve its management objective, and without seeking overexposure, the Sub-fund may use financial contracts traded on regulated markets (futures, listed options), or over-the-counter markets (options, swaps, etc.), up to a limit of 100% of its assets. In this context, the manager may create synthetic exposure or hedging on indices, business sectors or geographic areas. To this end, the Sub-fund may take up positions with a view to hedging the portfolio against certain risks (interest rate, credit or currency) or exposing itself to interest rate and credit risks.

Types of markets invested in

- Regulated markets
- Organised markets
- Over-the-counter markets

Risks in which the manager intends to trade for the purposes of portfolio hedging or exposure

- Equity risk exclusively from potential exposure to convertible bonds
- Interest rate risk
- Currency risk
- Credit risk

Types of investment (transactions must only be undertaken in order to achieve the management objective)

- Hedging
- Exposure
- Arbitrage

Types of instruments used

- Interest rate options
- Forward interest-rate contracts
- Interest rate futures
- Interest rate swaps (fixed rate/variable rate all combinations and inflation)
- Credit derivatives (credit default swaps)
- Credit options
- Currency options
- Currency swaps
- Currency futures
- Warrants
- Options on interest rate swaps
- CDS options

In addition, the Sub-fund may use over-the-counter forward foreign exchange contracts in the form of total return swaps (TRS) on bonds, bond indices and/or bond baskets up to a limit of 50% of its net assets for the purpose of hedging or exposure. The expected proportion of assets under management that will be subject to such contracts is 25%.

The counterparties to the transactions of these contracts are first-rate financial institutions domiciled in OECD countries that have a minimum rating of Investment Grade (rating greater than or equal to BBB- by Standard & Poor's or equivalent, or a rating deemed equivalent by the Management Company).

These counterparties do not have any influence over the composition or management of the Sub-fund's portfolio.

Strategy of using derivatives to achieve the management objective

- General hedging of certain risks (interest rate, credit, currency)
- Exposure to interest rate, credit and equity risks
- Reconstitution of synthetic exposure to assets and risks (interest rate, credit)

The exposure to these financial instruments, markets, rates and/or some of their parameters or components resulting from the use of financial contracts cannot exceed 100% of the net assets.

The manager may adopt strategies which principally aim to anticipate or hedge the Sub-fund against the default risk of one or more issuers or to expose the portfolio to the credit risk of one or more issuers. These strategies will be implemented by purchasing or selling protection via credit default swap credit derivatives, on a single reference entity or on indices (iTraxx or CDX).

In order to limit significantly the total counterparty risk of instruments traded over the counter, the Management Company may receive cash collateral which will be deposited with the custodian and will not be reinvested.

Securities with embedded derivatives (up to 100% of net assets)

To achieve its management objective, the sub-fund may also invest in financial instruments containing embedded derivatives. The sub-fund may solely invest in:

- callable or puttable bonds for up to 100% of net assets,
- convertible bonds for up to 10% of net assets,
- contingent convertible bonds (CoCos) for up to 20% of net assets.

Cash borrowings

The Sub-fund is not intended to be a cash borrower. However, a liability position may exist at certain points due to transactions related to the Sub-fund's cash flows (ongoing investments and divestments, subscription/redemption transactions, etc.), up to a limit of 10% of its net assets.

Temporary purchases and sales of securities

None

➤ **Investments between Sub-funds**

The Sub-fund may invest up to 10% of its net assets in another Sub-fund of the SICAV Edmond de Rothschild Fund.

The overall investment in other Sub-funds of the SICAV is limited to 10% of its net assets.

➤ **Risk profile**

Your money will be invested primarily in financial instruments selected by the Management Company. These instruments will be subject to market trends and fluctuations.

The risk factors described below are not exhaustive. It is the responsibility of each investor to analyse the risk associated with such an investment and to form his/her own opinion independently of the Edmond de Rothschild Group by obtaining as much specialist advice on such matters as is necessary in order to ensure this investment is appropriate for his/her financial and legal position and investment term.

Risk of capital loss:

The Sub-fund does not guarantee or protect the capital invested, so investors may not recover the full amount of the capital they initially invested, even if they retain the shares for the duration of the recommended investment period.

Discretionary management risk:

The discretionary management style is based on anticipating trends in the various markets (equities, bonds, money market, commodities and currencies). However, there is a risk that the sub-fund may not be invested in the best-performing markets at all times. The Sub-fund's performance may therefore be lower than the investment objective, and a drop in its net asset value may lead to negative performance.

Credit risk:

The main risk linked to debt securities and/or money market instruments such as treasury bills (BTFs and BTANs) or short-term negotiable securities is that of issuer default, due either to the non-payment of interest and/or the non-repayment of capital. Credit risk is also associated with the downgrading of an issuer. Shareholders are reminded that the net asset value of the Sub-fund is likely to fall if a total loss is recorded on a financial instrument following default by an issuer. The inclusion of debt securities in the portfolio, whether directly or through UCIs, exposes the Sub-fund to the effects of variations in credit quality.

Credit risk linked to investment in speculative securities:

The Sub-fund may invest in issues from companies rated as non-investment grade by a rating agency (rating below BBB- from Standard & Poor's or equivalent) or those with an equivalent internal rating from the Management

Company. These issues are known as speculative securities and present a higher risk of issuer default. This sub-fund should therefore be considered partly speculative and as being aimed specifically at investors who are aware of the risks inherent in investing in such securities. As a result, the use of high-yield securities (speculative securities with a higher risk of issuer default) may incur a greater risk of a fall in the net asset value.

Interest rate risk:

The exposure to interest rate products (debt securities and money market instruments) makes the sub-fund sensitive to interest rate fluctuations. Interest rate risk might result in a fall in the value of the security and thus the net asset value of the sub-fund in the event of a change in the yield curve.

Risk associated with financial and counterparty contract commitments:

The use of financial contracts may entail the risk of a sharper, more abrupt fall in the net asset value than in the markets in which the sub-fund invests. Counterparty risk results from this sub-fund's use of financial contracts traded on over-the-counter markets and/or of temporary purchases and sales of securities. Such transactions potentially expose the sub-fund to the risk of one of its counterparties defaulting and to a possible decrease in its net asset value.

Liquidity risk:

The markets in which the Sub-fund trades may occasionally be affected by a lack of liquidity. These market conditions may affect the prices at which the Sub-fund may have to liquidate, initiate, or modify positions.

Risk linked to derivatives:

The Sub-fund may invest in forward financial instruments (derivatives).

The use of financial contracts may entail the risk of a sharper, more abrupt fall in the net asset value than in the markets in which the sub-fund invests.

Risk associated with hybrid products (convertible bonds):

Given their possible conversion into shares, convertible bonds introduce an equity risk into a bond portfolio. They also expose the portfolio to the volatility of equity markets, which is higher than that of bond markets. Holding such instruments therefore results in an increase in portfolio risk, which may be mitigated by the bond component of hybrid securities, depending on market configurations.

Risks associated with total return swaps:

The use of total return swaps, as well as the management of their collateral, may involve certain specific risks such as operational risks or custody risk. These contracts may therefore have a negative effect on the net asset value of the SICAV.

Legal risk:

This is the risk that inadequately drafted contracts are concluded with counterparties for total return swaps.

Risks associated with contingent convertible bonds (CoCos):

CoCos are subordinated debt securities issued by credit institutions or insurance or reinsurance companies that are eligible for inclusion in their capital requirement and that have the specific feature of potentially being converted into shares or having their par value reduced (write-down mechanism) in response to a trigger, as previously defined in the prospectus. A CoCo includes an option to convert into shares at the initiative of the issuer in the event that their financial situation deteriorates. In addition to the inherent interest rate and credit risk involved with bonds, activating the conversion option may cause the value of the CoCo to decrease by an amount greater than that recorded on other traditional bonds of the issuer. Under the conditions set out by the CoCo concerned, certain trigger events may lead to the main investment and/or accrued interest permanently depreciating to zero, or to the conversion of the bond into a share.

Risk linked to the conversion threshold of CoCos:

The conversion threshold of a CoCo depends on the solvency ratio of its issuer. It is the event that determines the conversion of the bond into an ordinary share. The lower the solvency ratio, the greater the likelihood of conversion.

Risk of loss or suspension of coupon:

Depending on the characteristics of the CoCos, the payment of coupons is discretionary and may be cancelled or suspended by the issuer at any time and for an indefinite period.

Risk of intervention of a regulatory authority at the point of "non-viability":

A regulatory authority determines at any time and in a discretionary manner whether an institution is "not viable", i.e. the issuing bank requires the support of the public authorities to prevent the issuer from becoming insolvent, bankrupt, unable to pay the majority of its debts as they become payable or otherwise continue its activities, and requires or requests the conversion of Conditional Convertible Bonds into shares in circumstances independent of the willingness of the issuer.

Capital structure inversion risk:

Contrary to the conventional capital hierarchy, investors in CoCos may incur a loss of capital that does not affect holders of shares. In certain scenarios, holders of CoCos will incur losses before holders of shares.

Call extension risk:

Most CoCos are issued in the form of instruments of a perpetual maturity, which are only repayable at predefined levels that have the approval of the competent authority. It cannot be assumed that perpetual CoCos will be called on the call date. CoCos are a type of permanent capital. It is possible that the investor may not receive the return on the principal on the expected repayment date or any given date.

Liquidity risk:

In certain circumstances, it may be difficult to find a buyer for CoCos and the seller may be obliged to accept a significant discount on the expected value of the bond in order to be able to sell it.

Sustainability risk:

Means an environmental, social or governance event or condition that, if it occurs, could cause a significant negative, material or potential, impact on the value of the investment. The Fund's investments are exposed to a sustainability risk that could have a significant negative impact on the value of the Fund. Consequently, the Manager identifies and analyses sustainability risks as part of their investment policy and investment decisions.

Risks associated with ESG criteria:

The integration of ESG and sustainability criteria into the investment process may exclude securities from certain issuers on non-investment grounds and, consequently, certain market opportunities that are available to funds that do not use ESG or sustainability criteria may not be available to the Sub-fund, and the Sub-fund's performance may at times be better or worse than that of comparable funds that do not use ESG or sustainability criteria. Asset selection may be based in part on a proprietary ESG rating process or on exclusion lists ("ban lists") which are partly based on third-party data. The lack of common or harmonised definitions and labels that incorporate ESG and sustainability criteria at EU level may cause managers to adopt different approaches when defining the ESG objectives and determining whether these objectives have been achieved by the funds they manage. This also means that it may be difficult to compare strategies that include ESG and sustainability criteria, given that the selection and weightings applied to the selected investments may, to some extent, be subjective or based on indicators that may share the same name, but whose underlying meanings are different. Investors are advised that the subjective value that they may or may not assign to certain types of ESG criteria may differ substantially from the Financial Manager's methodology. The lack of harmonised definitions may also result in certain investments not benefiting from preferential tax regimes or tax credit schemes, as a result of ESG criteria being valued differently than initially envisaged.

➤ ***Guarantee or protection***

None.

➤ ***Eligible subscribers and typical investor profile***

A EUR, B EUR shares: All subscribers

CR EUR shares: All subscribers; these shares may be marketed to retail investors (non-professional or professional) exclusively in the following cases:

- Subscription as part of independent advice provided by a financial advisor or regulated financial entity,
- Subscription as part of non-independent advice, with a specific agreement that does not authorise them to receive or retain trailer fees,
- Subscription by a financial entity regulated on behalf of its client as part of a management mandate.

In addition to the management fees charged by the Management Company, each financial advisor or regulated financial entity may be liable to pay the management or advisory fees incurred by each investor. The Management Company is not party to such agreements.

Shares are not registered for marketing in all countries. They are therefore not open to subscription for retail investors in all jurisdictions.

The person in charge of checking compliance with the criteria on investor and purchaser capacity and ensuring that the latter have received the required information is the person tasked with the actual marketing of the SICAV.

I EUR, K EUR, and N EUR shares: Legal entities and institutional investors trading on their own behalf or on behalf of third parties as well as shareholders who subscribed to the Sub-fund before 12/02/2019.

R EUR shares: All subscribers; specifically intended to be marketed by the Distributors selected for this purpose by the Management Company.

This Sub-fund is particularly intended for investors who wish to maximise their bond investments through the active management of credit instruments denominated in euros with an analysis combining financial and non-financial criteria.

Investors' attention is drawn to the risks inherent in this type of security, as described in the "Risk Profile" section.

The shares of this Sub-fund are not and will not be registered in the United States under the US Securities Act of 1933, as amended ("Securities Act 1933"), or under any other law of the United States. These shares may not be

offered, sold or transferred to the United States (including its territories and possessions) or benefit, directly or indirectly, any US Person (as defined by Regulation S of the Securities Act 1933).

The Sub-fund may either subscribe to units or shares of target funds likely to participate in initial public offerings for US securities ("US IPOs") or directly participate in US initial public offerings ("US IPOs"). The Financial Industry Regulatory Authority (FINRA), in accordance with rules 5130 and 5131 of FINRA (the "Rules"), has decreed prohibitions regarding the eligibility of certain persons to participate in the allocation of US IPOs when the effective beneficiary(-ies) of such accounts are professionals in the financial services sector (including, among others, an owner or employee of a member of FINRA or a fund manager) (a "Restricted Person") or an executive officer or director of a US or non-US company that may be in a business relationship with a member of FINRA (an "Associated Person"). The Sub-fund may not be offered or sold for the benefit or on behalf of a "US Person" as defined by "Regulation S" nor to investors considered as Restricted Persons or Associated Persons in relation to the FINRA Rules. Investors should consult their legal advisor if there are any doubts about their legal status.

The appropriate amount to invest in this sub-fund depends on your personal situation. To determine that amount, shareholders are encouraged to seek professional advice in order to diversify their investments and determine the proportion of their financial portfolio or assets to be invested in this Sub-fund, specifically in view of the recommended investment period and exposure to the aforementioned risks, and their personal wealth, needs and specific objectives. In all cases, shareholders must diversify their portfolio sufficiently to avoid being exposed solely to the risks of this Sub-fund.

Recommended investment period: more than 2 years

➤ **Procedures for determining and allocating income**

Distributable Amounts	"A EUR", "CR EUR", "R EUR", "I EUR", "K EUR" and "N EUR" shares	"B EUR" shares
Allocation of net income	Accumulation	Distribution
Allocation of net realised gains or losses	Accumulation	Accumulation (in full or in part) or Distribution (in full or in part) or Carried forward (in full or in part), at the discretion of the Management Company

Where distribution shares are concerned, the Sub-fund Management Company may decide to distribute one or more interim dividends on the basis of the financial positions certified by the Statutory Auditor.

➤ **Distribution frequency**

Accumulation shares: not applicable

Distribution shares: annual with the possibility of interim dividends. The payment of distributable income takes place within a period of no more than five months following the end of the financial year and within one month for interim dividends following the date of the position certified by the auditor.

➤ **Share characteristics**

The Sub-fund has 7 share classes: "A EUR", "B EUR", "CR EUR", "I EUR", "K EUR", "N EUR" and "R EUR" shares. The A EUR share is denominated in Euros and expressed in shares or thousandths of a share.

The B EUR share is denominated in Euros and expressed in shares or thousandths of a share.

The CR EUR share is denominated in Euros and expressed in shares or thousandths of a share.

The I EUR share is denominated in Euros and expressed in shares or thousandths of a share.

The K EUR share is denominated in Euros and expressed in shares or thousandths of a share.

The N EUR share is denominated in Euros and expressed in shares or thousandths of a share.

The R EUR share is denominated in Euros and expressed in shares or thousandths of a share.

➤ **Subscription and redemption procedures**

Date and frequency of net asset value calculation:

Daily, with the exception of public holidays and days on which the French markets are closed (according to the official Euronext Paris S.A. calendar)

Initial net asset value:

A EUR shares: €358.72
 B EUR shares: €106.10
 CR EUR shares: €98.16
 I EUR shares: €13,972.51
 K EUR shares: €100
 N EUR shares: €13,474.97
 R EUR shares: €101.88

Minimum initial subscription:

A EUR shares: 1 Share.
 B EUR shares: 1 Share.
 CR EUR shares: 1 Share.
 I EUR shares: €500,000
 K EUR shares: €500,000
 R EUR shares: 1 Share.
 N EUR shares: €10,000,000

This sum does not apply to subscriptions made by the promoter, financial manager, custodian, or their associates.

Minimum subsequent subscriptions:

A EUR shares: 1 thousandth of a share.
 B EUR shares: 1 thousandth of a share.
 CR EUR shares: 1 thousandth of a share.
 I EUR shares: 1 thousandth of a share.
 K EUR shares: 1 thousandth of a share.
 N EUR shares: 1 thousandth of a share.
 R EUR shares: 1 thousandth of a share.

Subscription and redemption procedures:

Orders are executed in accordance with the table below.

Subscription and redemption conditions are expressed in business days.

D is the net asset value calculation day:

Clearing of subscription orders	Clearing of redemption orders	Date of order execution	Publication of the net asset value	Settlement of subscriptions	Settlement of redemptions
D, before 12:30 p.m.	D, before 12:30 p.m.	D	D+1	D+3	D+3*

In the event of the dissolution of the Fund, redemptions will be settled within a maximum of five business days

The Management Company has implemented a method of adjusting the Sub-fund's net asset value known as Swing Pricing. This mechanism is described in Section VII of the prospectus: "Asset valuation rules".

Redemption gates:

The Management Company may introduce redemption gates, which, in exceptional circumstances and provided they are in the interests of shareholders or the general public, enable redemption requests to be spread across several NAV (net asset value) dates once they exceed a given threshold.

Description of the method:

Once an objectively predetermined threshold of redemptions is reached on a particular NAV date, the Management Company may decide not to carry out all redemption requests on that NAV date. To establish this threshold, the Management Company takes into account the frequency of NAV calculation for the Sub-fund, the Sub-fund's management strategy and the liquidity of the assets in its portfolio.

The Management Company may apply redemption gates to the Sub-fund when the threshold of 5% of the net assets is reached. As the Sub-fund has multiple share classes, the trigger threshold will be the same for all of its share classes. This threshold of 5% takes into account cleared redemptions across all of the Sub-fund's assets, rather than being applied by share class.

The trigger threshold for the gates is based on the relationship between:

- the difference, on any given clearing date, between the total value of the redemptions and the total value of the subscriptions; and
- net assets of the Sub-fund.

When redemption requests exceed the trigger threshold of the redemption gates, the Sub-fund may nevertheless decide to honour redemption requests made beyond the predetermined threshold, by partially or fully executing the orders that could have been blocked.

For example, if the total volume of share redemption requests is 10% of the Sub-fund's net assets while the trigger threshold is set at 5% of the net assets, the SICAV may decide to honour redemption requests for up to 8% of the net assets, executing 80% of the redemption requests instead of the 50% it would execute if the 5% threshold was strictly applied.

Redemption gates may only be applied on a maximum of 20 NAV dates over 3 months.

Notifying shareholders:

When redemption gates are applied, shareholders of the Sub-fund will be notified by any means via the website <https://funds.edram.com>.

Shareholders of the Sub-fund whose redemption orders will not be executed will be informed individually as soon as possible.

Processing unexecuted orders:

While redemption gates are in operation, redemption orders will be executed in the same proportions for shareholders of the Sub-fund who have made a redemption request on a given NAV date.

The unexecuted part of the redemption order will not be given priority over subsequent redemption requests. Unexecuted parts of redemption orders are automatically postponed and may not be revoked by shareholders of the Sub-fund.

Exemption from redemption gates:

Subscription and redemption transactions on the same NAV date, for the same number of shares and by a single shareholder or beneficial owner (transactions known as "round trips") are exempt from redemption gates. This exemption also applies to switches from one share class to another share class, on the same NAV date, for the same value and by a single shareholder or beneficial owner.

Share subscriptions and redemptions are executed in amounts or in shares or in thousandths of a share.

A switch from one share class to another share class within this Sub-fund or another Sub-fund of the SICAV is treated as a redemption transaction followed by a new subscription. Consequently, the tax system applicable to each subscriber depends on the tax provisions applicable to the subscriber's individual situation and/or the investment jurisdiction of the SICAV. In case of uncertainty, subscribers should contact their adviser to obtain information about the tax regime applicable to them.

Unitholders are advised that orders sent to institutions responsible for receiving subscription and redemption orders must take into account the deadline for centralising orders that is applied to the transfer agent, Edmond de Rothschild (France). Consequently, the other institutions named may apply their own earlier deadline, in order to take into account transfer times to Edmond de Rothschild (France).

Place and method of publication of net asset value:

The Sub-fund's net asset value can be obtained from the Management Company:

EDMOND DE ROTHSCHILD ASSET MANAGEMENT (France)
47, rue du Faubourg Saint-Honoré – 75401 Paris Cedex 08, France

➤ **Charges and fees**

Subscription and redemption fees:

Subscription and redemption fees increase the subscription price paid by the investor or reduce the redemption price. The fees payable to the sub-fund serve to offset the charges incurred by the sub-fund when investing and divesting investors' monies. Fees which are not paid to the UCITS are paid to the Management Company, promoter, etc.

Fees payable by the investor on subscriptions and redemptions	Basis	Rate and scale
Subscription fee not payable to the Sub-fund EdR SICAV - Euro Sustainable Credit	Net Asset Value x Number of shares	A EUR shares: maximum 1%
		B EUR shares: maximum 1%
		CR EUR shares: maximum 1%
		I EUR shares: None
		K EUR shares: None
		N EUR shares: None
		R EUR shares: maximum 1%
Subscription fee payable to the Sub-fund EdR SICAV – Euro Sustainable Credit	Net Asset Value x Number of shares	All classes of shares: None
Redemption fee not payable to the Sub-fund EdR SICAV - Euro Sustainable Credit	Net Asset Value x Number of shares	All classes of shares: None
Redemption fee payable to the Sub-fund EdR SICAV – Euro Sustainable Credit	Net Asset Value x Number of shares	All classes of shares: None

Operating and management charges:

These charges cover all costs charged directly to the sub-fund, with the exception of transaction charges.

Transaction charges include intermediary charges (brokerage fees, local taxes, etc.) as well as any transaction fees, if applicable, that may be charged by the Custodian and the Management Company, in particular.

The following fees may be charged on top of management and administration fees:

- Performance fees.
- Transaction fees charged to the Sub-fund.
- Fees linked to temporary purchases and sales of securities, if applicable.

The Management Company is required to pay a share of the UCI's financial management fees as remuneration to intermediaries such as investment companies, insurance companies, management companies, marketing intermediaries, distributors or distribution platforms who have signed an agreement on distributing, investing UCI equities or forming relationships with other investors. This remuneration is variable, and depends on the business relationship with the intermediary and on the improvement in the quality of services provided to the client, which can be justified by the recipient of this remuneration. This remuneration may be fixed or calculated based on the net assets subscribed as a result of the intermediary's actions. The intermediary may or may not be a member of the Edmond de Rothschild group. In accordance with the applicable regulations, each intermediary will provide the customer with any useful information on costs and fees, as well as their remuneration.

For more details regarding ongoing charges invoiced to the investor, please refer to the Key Information Documents (KIDs).

Fees charged to the SICAV	Basis	Rate and scale
Financial management fees	Net assets of the sub-fund	A EUR shares: Maximum 0.95% incl. taxes
		B EUR shares: Maximum 0.95% incl. taxes
		CR EUR shares: Maximum 0.50% incl. taxes
		I EUR share: Maximum 0.45% incl. taxes
		K EUR shares: Maximum 0.60% incl. taxes
		N EUR shares: Maximum 0.25% incl. taxes
		R EUR shares: Maximum 1.15% incl. taxes
Administrative costs external to the Management Company**, particularly custodian, appraiser and statutory auditor fees, etc.	Net assets of the sub-fund	A EUR shares: Maximum 0.15% incl. taxes
		B EUR shares: Maximum 0.15% incl. taxes
		CR EUR shares: Maximum 0.15% incl. taxes
		I EUR shares: Maximum 0.15% incl. taxes
		K EUR shares: Maximum 0.15% incl. taxes
		N EUR shares: Maximum 0.15% incl. taxes
		R EUR shares: Maximum 0.15% incl. taxes
Transaction fees	Deducted from each transaction	None

Performance fee (1)	Net assets of the sub-fund	A EUR shares: Maximum 15% per year of the outperformance compared to the benchmark: Bloomberg Barclays Capital Euro Aggregate Corporate Total Return index
		B EUR shares: Maximum 15% per year of the outperformance compared to the benchmark: Bloomberg Barclays Capital Euro Aggregate Corporate Total Return index
		CR EUR shares: Maximum 15% per year of the outperformance compared to the benchmark: Bloomberg Barclays Capital Euro Aggregate Corporate Total Return index
		I EUR share: Maximum 15% per year of the outperformance compared to the benchmark: Bloomberg Barclays Capital Euro Aggregate Corporate Total Return index
		K EUR shares: None
		N EUR shares: Maximum 15% per year of the outperformance compared to the benchmark: Bloomberg Barclays Capital Euro Aggregate Corporate Total Return index
		R EUR shares: Maximum 15% per year of the outperformance compared to the benchmark: Bloomberg Barclays Capital Euro Aggregate Corporate Total Return index

*Including all taxes.

For this activity, the Management Company has not opted for VAT

** In the event of an increase in administrative fees external to the Management Company of 0.10% (incl. taxes) or less per annum, the Management Company may inform shareholders of the Sub-fund by any means. In the event of an increase of more than 0.10% (incl. taxes) per annum, shareholders will be informed individually and offered the chance to redeem their shares free of charge.

(1) Performance fee

Performance fees are payable to the Management Company in accordance with the following procedures:

Benchmark index: Bloomberg Barclays Capital Euro Aggregate Corporate Total Return.

The performance fee is calculated by comparing the performance of the fund's/sub-fund's share with that of an indexed reference asset. The indexed reference asset reproduces the performance of the benchmark index, adjusted for subscriptions, redemptions and, where applicable, dividends.

When the share outperforms its benchmark index, a provision of 15% will be applied to its outperformance.

In cases where the sub-fund's share outperforms that of its benchmark index over the reference period—even if the share has had a negative performance—a performance fee may be charged.

A provision for performance fees will be made each time the net asset value is calculated.

When shares are redeemed, the Management Company receives the portion of the performance fee corresponding to the shares redeemed.

In the event of under-performance, the performance fee provision will be reduced by reversing the provision. The reversal cannot be more than the provision.

The reference periods shall end with the last net asset value for the month of September.

This performance fee is payable annually after the last net asset value for the reference period is calculated.

The reference period is a minimum of one year. The first reference period shall run from the date of creation of the share to the end date of the first reference period, ensuring compliance with the minimum term of one year.

At the end of the reference period, if the performance of the share is lower than that of its benchmark index over the reference period, no fee will be payable and the reference period will be extended by one year. The reference period may be extended four times and may therefore have a duration of 5 years or more, but strictly less than 6 years.

At the end of a reference period of five years or more,

in the event that the performance of the share is lower than that of its benchmark index, no fee will be payable. A new reference period shall be established, beginning at the end of the sub-period of the reference period at the end of which the greatest relative performance (greatest outperformance or least underperformance) is recorded. "Sub-periods" mean the sub-periods starting at the beginning of the reference period and ending at the end of each crystallisation date within the reference period.

if the performance of the share exceeds that of its benchmark index, a fee is payable. The reference period is renewed, and a new reference period shall begin at the end of the one that is ending.

At the end of reference period t :

- If the difference between the NAV of the share and its target NAV is positive, a performance fee will be implemented and charged. This NAV becomes the new reference NAV, and a new reference period shall begin at the end of this reference period;

- If the difference between the NAV of the sub-fund and its target NAV is negative, a performance fee will not be implemented or charged; and:

- if the share has a reference period of less than five years, it will be extended by one year. The reference NAV then remains unchanged.

-when the reference period is greater than or equal to 5 years: the cumulative outperformance at the end of each sub-period of the reference period is recorded. The sub-periods making up the reference period are the following: $[t-5; t-4]$, $[t-5; t-3]$, $[t-5; t-2]$, $[t-5; t-1]$, $[t-5; t]$. A new reference period shall be established, beginning at the end of the sub-period with the highest relative performance. The Reference NAV becomes equal to the NAV of the share at the end of that sub-period.

Calculation method

Amount of provision = $\text{MAX}(0; \text{NAV}(t) - \text{Target NAV}(t)) \times \text{performance fee rate}$

NAV (t): net assets at the end of year t

Reference NAV: last net asset value of the previous reference period

Reference date: date of reference NAV

Target NAV (t) = Reference NAV \times (benchmark index value on date t / benchmark index value on the reference date) adjusted for subscriptions, redemptions and dividends.

Examples:

The examples below are based on the assumption of zero subscriptions, redemptions and dividends.

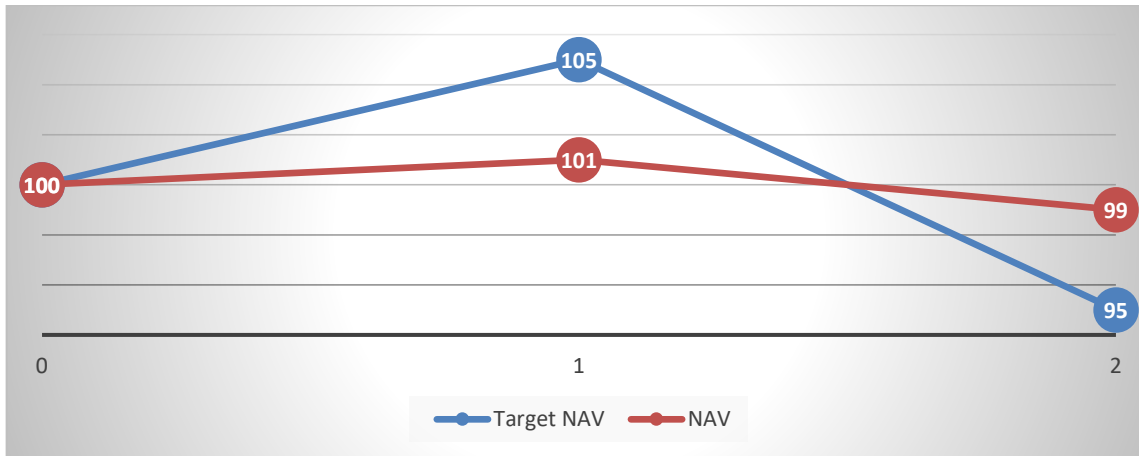
Example 1:

Period	0	1	2
Target NAV	100	105	95
NAV	100	101	99
Basis of calculation: NAV-Target NAV		-4	4

Period	Combined share performance*	Combined index performance*	Combined relative performance*	Share performance in previous year	Index performance in previous year	Relative performance in previous year	Charged fee**	Renewed period "R" / Extended period "E" or Deferred period "D"
0-1	1	5	-4	1	5	-4	No	E
0-2	-1	-5	4	-2	-10	8	Yes	R

*from start of reference period

** for outperformance



0–1 period: The NAV for the reference period is less than the Target NAV (101 versus 105, differential/relative performance from start of reference period -4). No performance fee is therefore charged and the initial one-year reference period is extended by an additional year. The reference NAV is unchanged.

0–2 period: The NAV for the reference period is higher than the Target NAV (99 versus 95, differential/relative performance from start of reference period of 4). Absolute performance from the start of the reference period is negative (end of reference period NAV: 99 < NAV start of reference period: 100). A performance fee is charged, its basis of calculation is equal to the combined relative performance since the start of the reference period (4). Its amount is equal to the basis of calculation multiplied by the performance fee rate. The reference period is renewed and a new reference NAV is set at 99.

Example 2:

Period	0	1	2	3	4	5
Target NAV	100	102	104	106	108	110
NAV	100	101	101	105	106	107
Basis of calculation: NAV-Target NAV		-1	-3	-1	-2	-3

Period	Combined share performance*	Combined index performance*	Combined relative performance*	Share performance in previous year	Index performance in previous year	Relative performance in previous year	Application of a fee	Renewed period "R" / Extended period "E" or Deferred period "D"
0–1	1	2	-1	1	2	-1	No	E
0–2	1	4	-3	0	2	-2	No	E
0–3	5	6	-1	4	2	2	No	E
0–4	6	8	-2	1	2	-1	No	E
0–5	7	10	-3	1	2	-1	No	D

*from start of reference period

** for outperformance

0–1 and 0–2 periods: The absolute performance generated over the period is positive (NAV>reference NAV) but the relative performance is negative (NAV<Target NAV). No performance fee is charged. The reference period is extended by one year at the end of the first year and by an additional year at the end of the second year. The reference NAV is unchanged.

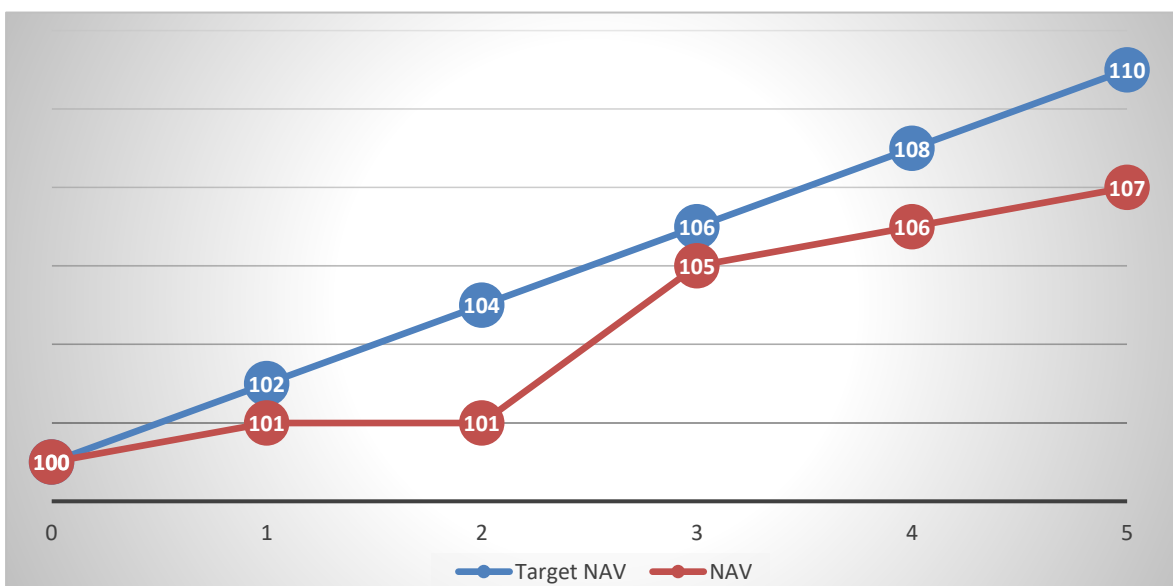
0–3 period: The absolute performance generated over the period is positive (5) and the relative performance generated over the year is positive (4), but the cumulative relative performance since the start of the reference period (0–3) is negative (-1). Therefore, no performance fee is charged. The reference period is extended by an additional year. The reference NAV is unchanged.

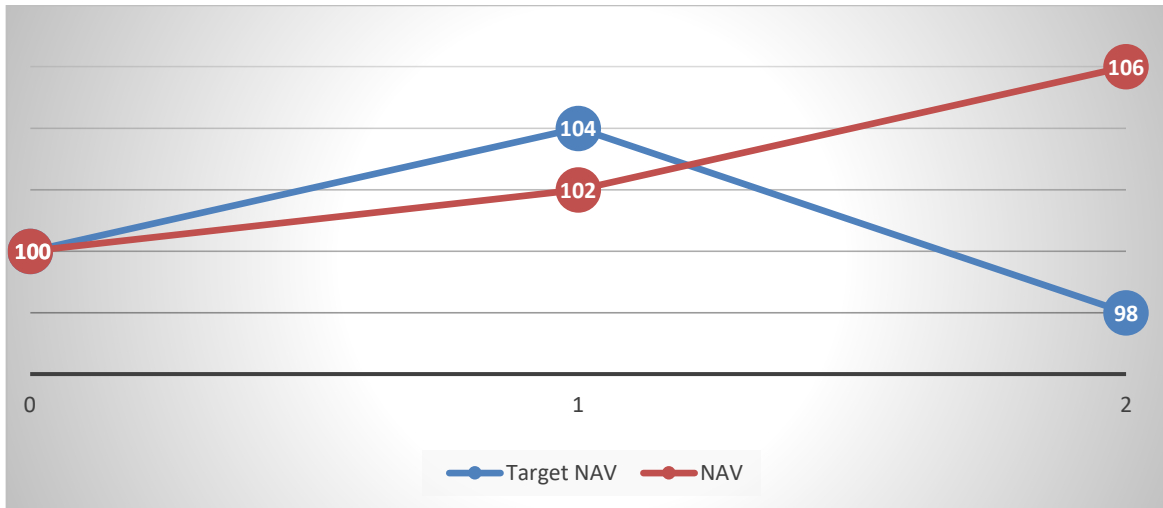
0–4 period: Negative relative performance over the period, no performance fee, the reference period is extended again by an additional year for the fourth and last time. The reference NAV is unchanged.

0–5 period: Relative performance over a negative period, no performance fee is charged. The reference period has reached its maximum duration of five years and therefore cannot be extended. A new reference period is established, beginning at the end of year 3, with the year-end NAV of year 3 as the reference NAV (105: year-end NAV over the current reference period having the highest combined relative performance, in this case of -1).

Example 3:

Period	Combined share performance*	Combined index performance*	Combined relative performance*	Share performance in previous year	Index performance in previous year	Relative performance in previous year	Application of a fee	Renewed period "R" / Extended period "E" or Deferred period "D"
0–1	2	4	-2	2	4	-2	No	E
0–2	6	-2	8	4	-6	10	Yes	R





0–1 period: Positive absolute performance but underperformance of -2 (102–104) over the reference period. No performance fee is charged. The reference period is extended by one year. The reference NAV is unchanged.

0–2 period: Positive absolute performance and outperformance of 8 (106–98). A performance fee is therefore charged with a basis of calculation of 8. The reference period is renewed, a new reference NAV is set at 106.

Example 4:

Period	0	1	2	3	4	5	6
Target NAV	100	108	110	118	115	110	111
NAV	100	104	105	117	103	106	114
Reference NAV	100	100	100	100	100	100	117
Basis of Calculation: NAV-Target NAV		-4	-5	-1	-12	-4	3

from start of reference period

** for outperformance

*** rounded

0–1 period: The performance of the share is positive (4) but lower than that of the benchmark index (8) over the reference period. No performance fee is payable. The reference period is extended by one year. The reference NAV remains unchanged (100).

0–2 period: The performance of the share is positive (5) but lower than that of the benchmark index (10) over the reference period. Therefore, no performance fee is payable. The reference period is extended by one year. The reference NAV remains unchanged (100).

0–3 period: The performance of the share is positive (17) but lower than that of the benchmark index (18) over the reference period. Therefore, no performance fee is payable. The reference period is extended by one year. The reference NAV remains unchanged (100).

0–4 period: The performance of the share is positive (3) but lower than that of the benchmark index (15) over the reference period. Therefore, no performance fee is payable. The reference period is extended by one year. The reference NAV remains unchanged (100).

0–5 period: The performance of the share is positive (6) but lower than that of the benchmark index (10) over the reference period. Therefore, no performance fee is payable. The reference period has reached its maximum duration of five years and therefore cannot be extended. A new reference period shall be established, beginning at the end of year 3, with the year-end NAV of year 3 as the reference NAV (117: year-end NAV over the current reference period having the highest combined relative performance, in this case of -1).

3–6 period: The performance of the share is negative (-3) but higher than that of the benchmark index (-5). A performance fee is therefore charged, with the basis of calculation being the combined relative performance since the beginning of the period, i.e. NAV (114)-Target NAV (111): 3. The reference NAV becomes the NAV at the end of the period (114). The reference period is renewed.

Fees linked to research as defined by Article 314-21 of the AMF General Regulation may be charged to the Sub-fund up to the value of 0.01% of its net asset value.

Any retrocession of management fees for the underlying UCIs and investment funds collected by the Sub-fund EdR SICAV – Euro Sustainable Credit will be repaid to the Sub-fund. The rate of management fees applicable to the underlying UCIs and investment funds will be valued by taking into account any retrocessions collected by the Sub-fund.

In the exceptional case that a sub-custodian applies an unanticipated transaction fee not set out in the terms and conditions above, with regard to a specific transaction, a description of the transaction and the transaction fees charged will be specified in the management report of the SICAV.

Shareholders can find out more information in the SICAV's annual report.

Procedure for selecting intermediaries:

In accordance with the AMF General Regulation, the Management Company has established a Best Selection/Best Execution policy for intermediaries and counterparties.

The purpose of this policy is to select, according to various predetermined criteria, the brokers and intermediaries whose execution policy will achieve the best possible results when executing orders. The Edmond de Rothschild Asset Management (France) Policy is available on its website: www.edram.fr.

Calculation and allocation of the proceeds resulting from temporary purchases and sales of securities and any equivalent transaction under foreign law:

Repurchase agreements are conducted through Edmond de Rothschild (France) according to the prevailing market conditions at the time of the transaction.

The operating costs and expenses linked to these transactions are borne by the Sub-fund. Income generated by these transactions is paid in full to the Sub-fund.

Calculation and allocation of the proceeds resulting from total return swaps (TRS) and any equivalent transaction under foreign law:

The operating costs and expenses linked to these transactions are borne by the Sub-fund. Income generated by these transactions is paid in full to the Sub-fund.

EdR SICAV – Euro Sustainable Equity
--

➤ **Date created**

The Sub-fund was approved by the French financial markets authority (Autorité des Marchés Financiers – AMF) on 7 December 2018.

The Sub-fund was created on 12 February 2019, through the merger of the following fund:

- Edmond de Rothschild Euro Sustainable Growth created 10 February 2005.

➤ **ISIN code**

A EUR shares:	FR0010505578
A USD shares:	FR001400MEF5
B EUR shares:	FR0013400074
CR EUR shares:	FR0013307717
CRD EUR shares:	FR0013417516
I EUR shares:	FR0010769729
J EUR shares:	FR0013444031
K EUR shares:	FR0010850198
N EUR shares:	FR001400MEG3
O EUR shares:	FR0013444049
R EUR shares:	FR0013287588
R USD shares:	FR001400MEH1
P EUR shares:	FR001400GFA5

➤ **Specific tax regime**

Eligible for the PEA (French equity savings plan).

➤ **Classification**

Equities of Eurozone countries

➤ **Exposure to other foreign UCITS, AIFs or investment funds**

Up to 10% of its net assets.

➤ **Management objective**

The Sub-fund's investment objective, over the duration of the recommended investment period, is to outperform its benchmark, the MSCI EMU index, by investing in eurozone companies, combining financial profitability with the implementation of a policy that aims to respect non-financial criteria.

The Sub-fund's investment strategy also takes climate issues into account and aims to align the climate trajectory of the portfolio with the Paris Agreement.

The Sub-fund is actively managed, which means that the Manager makes investment decisions with the aim of achieving the Sub-fund's objective and investment policy. This active management includes taking decisions related to asset selection, regional allocation, sectoral views and overall market exposure. The Manager is in no way limited by the composition of the benchmark index in the positioning of the portfolio, and the Sub-fund may not hold all the components of the benchmark index or indeed any of the components in question. The Sub-fund may diverge wholly or significantly from the benchmark index or, occasionally, very little.

➤ **Benchmark index**

The performance of the Sub-fund may be compared to the MSCI EMU, net dividends reinvested, with shares issued in Euros expressed in Euros. The MSCI EMU index (Bloomberg ticker: NDDUEMU index) is composed of 300 stocks from eurozone countries, selected according to criteria such as stock market capitalisation, transaction volumes and business sector. Weighted by country and business sector, the index endeavours to reflect, as far as possible, the economic structure of the eurozone. The index is calculated and published by MSCI Barra and the data may be consulted at www.msclub.com.

MSCI Limited (website: <http://www.msci.com>), the administrator responsible for the benchmark index MSCI EMU, is not included in the register of administrators and benchmark indices held by ESMA and benefits from the transitional regime provided for under Article 51 of the BMR.

In accordance with Regulation (EU) 2016/1011 of the European Parliament and of the Council of 8 June 2016, the Management Company has a procedure in place for monitoring the benchmark indices used, which sets out the action to be taken in the event that an index materially changes or ceases to be provided.

As the Sub-fund's management is not index-linked, its performance may differ significantly from that of the benchmark index, which serves only as a basis for comparison.

➤ **Investment strategy**

Strategies used:

The Sub-fund implements an active stock-picking strategy, selecting listed stocks from an investment universe comprising mainly eurozone securities. At least 75% of the Sub-fund will be permanently invested in equities and other PEA-eligible securities and at least 60% will be exposed to shares issued in one or more eurozone countries. Exposure to equities from outside the Eurozone shall not exceed 10% of the net assets. Up to 110% of the Sub-fund's net assets may be exposed to equity risk.

The ESG investment universe is composed of all the companies included in the Sub-fund's benchmark index, the MSCI EMU, eurozone small- and mid-caps valued at less than €5 billion and not included in this index, and non-eurozone large-caps valued at more than €5 billion and not included in this index. The Management Company may select securities from outside of this ESG universe. It will, however, ensure that the selected ESG universe is a relevant means of comparison for the Sub-fund's ESG rating.

The Sub-fund's management philosophy is to invest in companies whose strategic and operational choices are guided by sustainable development criteria. While conducting their activity, they will therefore focus their research on overall performance - economic and financial, social-societal and environmental - gaining the respect and trust of their internal and external stakeholders.

Securities are selected based on the combined use of financial criteria, to identify the securities with significant growth prospects, and non-financial criteria, in order to meet the requirements with regard to Socially Responsible Investment.

This analysis is designed to allow securities to be selected based on the Management Company's own ESG rating grid, which classifies securities according to the Environment, Social, and Governance criteria listed below:

Environment: energy consumption, greenhouse gas emissions, water, waste, pollution, environmental management strategy, green impact;

Social: quality of employment, human resources management, social impact, health and safety;

Governance: structure of governance bodies, remuneration policy, audit and internal control, shareholders.

The SRI ratings model was formulated:

- using a Best-in-Universe approach, i.e. by favouring the best-performing companies regardless of their financial rating, size, or sector.
- using differentiated weightings for the three ESG pillars for each sector depending on its specific challenges: this means that the three non-financial pillars are allocated a greater or lesser weighting depending on the sector in question, which results in a different weighting for each of the three pillars. For example, a chemical company will be more affected by environmental issues whereas, for a company in the business services sector, a greater weighting will be placed on social factors.

To determine if the company analysed embodies the characteristics of a responsible and sustainable company as defined by the Management Company, the latter carries out research to produce an internal ESG rating on a scale of 7 ranging from AAA to CCC. This rating is an aggregation of the results scored against the various ESG criteria in the rating grid determined by the analysts. The securities included in the portfolio will have a rating of greater than or equal to "A" according to the Management Company's internal rating scale. An analysis of the company's climate profile is also carried out. In the absence of an internal rating, the Manager uses an ESG rating provided by the external rating provider used by the Management Company.

As part of its climate objective, we are aiming for this Sub-fund to have a climate trajectory of less than 2°C as defined in the Paris Agreement in 2015.

If an issuer's external ESG rating deteriorates, affecting the portfolio's ESG limits, the Management Company must conduct a detailed analysis of that issuer in order to determine whether it can be retained or whether it should be sold as soon as possible, in the interests of the investors.

Furthermore, the securities selection process also includes negative screening to exclude companies that contribute to the production of controversial weapons in compliance with international conventions in this area as well as companies that are exposed to activities related to thermal coal, unconventional fossil fuels or tobacco in

accordance with the exclusion policy of Edmond de Rothschild Asset Management (France), which is available on its website. This negative screening helps mitigate sustainability risk.

The Sub-fund promotes environmental, social and governance (ESG) criteria within the meaning of Article 8 of Regulation (EU) 2019/2088, known as the “Disclosure Regulation” or “SFDR”, and is subject to sustainability risk as defined in the Risk Profile section of the prospectus.

The Sub-fund integrates sustainability risk and takes into account the main negative impacts in its investment decisions.

As part of its proprietary ESG analysis method, Edmond de Rothschild Asset Management (France) takes into account, to the extent that data is available, the eligibility share and alignment with the taxonomy regarding the proportion of the turnover that is considered to be green or the investments aligned with this. We take into account the figures published by businesses or estimated by external service providers. We always consider the environmental impact, according to sectoral specificities. The carbon footprint on relevant parameters, the company’s climate strategy and greenhouse gas reduction goals can also be analysed, as well as the environmental added value of products or services, eco-design etc.

In line with the objective of having a climate trajectory aligned with the Paris Agreement, the sub-fund favours companies whose business model supports solutions on the energy and ecological transition. The Manager therefore analyses whether the activity, primarily capital investments, is in line with the taxonomy, without this being a management constraint.

However, this approach does not guarantee a minimum alignment with the taxonomy.

Therefore, the percentage of investments aligned with the Taxonomy is currently 0%.

Based on the Manager's expectations of equity market developments, the Sub-fund may invest up to 25% of the net assets in debt securities and money market instruments traded on Eurozone markets, or up to 10% of its net assets in European markets outside the eurozone. These securities, which are rated at least Investment Grade (i.e. those for which the issuer default risk is lowest), but with no maximum duration, are selected according to their expected yield.

Subject to a limit of 100% of the assets, the Sub-fund may invest in financial contracts traded on regulated, organised or over-the-counter international markets.

. Assets:

Equities

At least 75% of the Sub-fund will be permanently invested in equities and other PEA-eligible securities and at least 60% will be exposed to shares issued in one or more eurozone countries. Exposure to equities from countries outside the eurozone will not exceed 10% of the net assets. The selected securities may or may not have voting rights.

Debt securities and money market instruments

The Sub-fund may invest up to 25% of its net assets in debt securities and money market instruments of public or equivalent issuers or private issuers, at fixed and/or variable rates, on eurozone markets, or up to 10% of its net assets in the same securities and instruments on European markets outside the eurozone. These instruments will be issued in the “investment grade” category (i.e. instruments with the lowest issuer default risk) defined by independent rating agencies, or with an equivalent internal rating from the Management Company.

For cash management purposes, the Sub-fund's assets may comprise debt securities or bonds. Such instruments, which usually have a residual term of less than three months, shall be issued without restriction in terms of the allocation between public and private debt, by sovereign states, assimilated institutions or entities with a short-term rating of A2 or higher, as awarded by Standard & Poor’s or any other equivalent rating awarded by another independent agency, or have an equivalent internal rating from the Management Company.

The selection of securities is not based automatically and exclusively on the rating criterion. It is mainly based on an internal analysis. Prior to each investment decision, the Management Company analyses each security on criteria other than its rating. In the event that an issuer in the “High Yield” class has their rating downgraded, the Management Company must conduct a detailed analysis in order to decide whether to sell or retain the security, so as to maintain the rating objective.

Shares or units of other foreign UCITS, AIFs or investment funds

The Sub-fund may hold up to 10% of its assets in units or shares of French or foreign UCITS or French AIFs, regardless of their classification, in order to diversify exposure to other asset classes, or invest in other more specific

sectors (for example: technology, healthcare, environment), including exchange-traded funds (ETFs), with a view to increasing exposure to the equity markets or to diversify exposure to other asset classes (such as commodities or property).

Within this 10% limit, the Sub-fund may also invest in shares or units of foreign AIFs and/or foreign investment funds that meet the regulatory eligibility criteria.

These UCIs and investment funds may be managed by the Management Company or by an affiliated company.

Derivatives

The Sub-fund may invest up to 100% of the assets in financial contracts traded on regulated, organised, or over-the-counter markets in order to conclude:

- equity option contracts, in order to reduce equity volatility and to increase the Sub-fund's exposure to a limited number of equities;
- futures in order to manage exposure to equities;
- forward foreign exchange contracts or currency swaps in order to hedge exposure to specific currencies in the case of equities outside the eurozone.

Equity risk exposure is limited to 110% of the net assets (mainly in the event of a significant variation in subscriptions/redemptions) and interest rate risk exposure to a maximum of 25% of the net assets.

In order to limit significantly the total counterparty risk of instruments traded over the counter, the Management Company may receive cash collateral which will be deposited with the custodian and will not be reinvested.

In addition, the Sub-fund may use over-the-counter forward foreign exchange contracts in the form of total return swaps (TRS) on equities, equity indices and/or equity baskets up to a limit of 10% of its net assets for the purpose of hedging or exposure. The expected proportion of assets under management that will be subject to such contracts is 3%.

The counterparties to the transactions of these contracts are first-rate financial institutions domiciled in OECD countries that have a minimum rating of Investment Grade (rating greater than or equal to BBB- by Standard & Poor's or equivalent, or a rating deemed equivalent by the Management Company).

These counterparties do not have any influence over the composition or management of the Sub-fund's portfolio.

Embedded derivatives

The Sub-fund may invest up to 100% of its net assets in equities with embedded derivatives. The strategy for the use of embedded derivatives is the same as that set out for derivatives.

It concerns warrants, subscription warrants or callable and puttable bonds.

Deposits

None.

Cash borrowings

The Sub-fund is not intended to be a cash borrower. However, a liability position may exist at certain points due to transactions related to the Sub-fund's cash flows (ongoing investments and divestments, subscription/redemption transactions, etc.) up to a limit of 10% of the net assets.

Temporary purchases and sales of securities

None

➤ **Investments between Sub-funds**

The Sub-fund may invest up to 10% of its net assets in another Sub-fund of the SICAV Edmond de Rothschild Fund.

The overall investment in other Sub-funds of the SICAV is limited to 10% of its net assets.

➤ **Risk profile**

Your money will be invested primarily in financial instruments selected by the Management Company. These instruments will be subject to market trends and fluctuations.

The risk factors described below are not exhaustive. It is the responsibility of each investor to analyse the risk associated with such an investment and to form his/her own opinion independently of the Edmond de Rothschild Group by obtaining as much specialist advice on such matters as is necessary in order to ensure this investment is appropriate for his/her financial and legal position and investment term.

Risk of capital loss:

The Sub-fund does not guarantee or protect the capital invested, so investors may not recover the full amount of the capital they initially invested, even if they retain the shares for the duration of the recommended investment period.

Discretionary management risk:

The discretionary management style is based on anticipating trends in the various markets (equities, bonds, money market, commodities and currencies). There is a risk that the sub-fund may not be invested in the best-performing markets at all times. The Sub-fund's performance may therefore be lower than the investment objective, and a drop in its net asset value may lead to negative performance.

Credit risk:

The main risk linked to debt securities and/or money market instruments such as treasury bills (BTFs and BTANs) or short-term negotiable securities is that of issuer default, due either to the non-payment of interest and/or the non-repayment of capital. Credit risk is also associated with the downgrading of an issuer. Shareholders are reminded that the net asset value of the Sub-fund is likely to fall if a total loss is recorded on a financial instrument following default by an issuer. The inclusion of debt securities in the portfolio, whether directly or through UCIs, exposes the Sub-fund to the effects of variations in credit quality.

Interest rate risk:

The exposure to interest rate products (debt securities and money market instruments) makes the sub-fund sensitive to interest rate fluctuations. Interest rate risk might result in a fall in the value of the security and thus the net asset value of the sub-fund in the event of a change in the yield curve.

Currency risk:

The capital may be exposed to currency risk when its constituent securities or investments are denominated in a different currency from that of the sub-fund. Currency risk is the risk of a fall in the exchange rate of the base currency of financial instruments in the portfolio against the Sub-fund's base currency, the euro, which may lead to a fall in the net asset value.

Equity risk:

The value of a share may vary as a result of factors related to the issuing entity but also as a result of external, political or economic factors. Fluctuations in the equity and convertible bond markets, whose performance is in part correlated with that of the underlying equities, may lead to substantial variations in the net assets, which could have a negative impact on the performance of the sub-fund's net asset value.

Risk associated with small and mid-caps:

Securities of small and mid-cap companies may be significantly less liquid and more volatile than those of large cap companies. As a result, the Sub-fund's net asset value may fluctuate significantly and more rapidly.

Risk associated with financial and counterparty contract commitments:

The use of financial contracts may entail the risk of a sharper, more abrupt fall in the net asset value than in the markets in which the Sub-fund invests. Counterparty risk results from the sub-fund's use of financial contracts traded on over-the-counter markets and/or of temporary purchases and sales of securities. Such transactions potentially expose the sub-fund to the risk of one of its counterparties defaulting and to a possible decrease in its net asset value.

Liquidity risk:

The markets in which the Sub-fund trades may occasionally be affected by a lack of liquidity. These market conditions may affect the prices at which the Sub-fund may have to liquidate, initiate or modify positions.

Risk linked to derivatives:

The Sub-fund may invest in forward financial instruments (derivatives).

The use of financial contracts may entail the risk of a sharper, more abrupt fall in the net asset value than in the markets in which the Sub-fund invests.

Risks associated with total return swaps: The use of total return swaps, as well as the management of their collateral, may involve certain specific risks such as operational risks or custody risk. These contracts may therefore have a negative effect on the net asset value of the SICAV.

Legal risk:

This is the risk that inadequately drafted contracts are concluded with counterparties for total return swaps.

Sustainability risk:

Means an environmental, social or governance event or condition that, if it occurs, could cause a significant negative, material or potential, impact on the value of the investment. The Fund's investments are exposed to a sustainability risk that could have a significant negative impact on the value of the Fund. Consequently, the Manager identifies and analyses sustainability risks as part of their investment policy and investment decisions.

Risks associated with ESG criteria:

The integration of ESG and sustainability criteria into the investment process may exclude securities from certain issuers on non-investment grounds and, consequently, certain market opportunities that are available to funds that do not use ESG or sustainability criteria may not be available to the Sub-fund, and the Sub-fund's performance may at times be better or worse than that of comparable funds that do not use ESG or sustainability criteria. Asset selection may be based in part on a proprietary ESG rating process or on exclusion lists ("ban lists") which are partly based on third-party data. The lack of common or harmonised definitions and labels that incorporate ESG and sustainability criteria at EU level may cause managers to adopt different approaches when defining the ESG objectives and determining whether these objectives have been achieved by the funds they manage. This also means that it may be difficult to compare strategies that include ESG and sustainability criteria, given that the selection and weightings applied to the selected investments may, to some extent, be subjective or based on indicators that may share the same name, but whose underlying meanings are different. Investors are advised that the subjective value that they may or may not assign to certain types of ESG criteria may differ substantially from the Financial Manager's methodology. The lack of harmonised definitions may also result in certain investments not benefiting from preferential tax regimes or tax credit schemes, as a result of ESG criteria being valued differently than initially envisaged.

➤ **Guarantee or protection**

None.

➤ **Eligible subscribers and typical investor profile**

This Sub-fund is aimed at investors wishing to achieve greater returns through exposure to eurozone companies with an active sustainable development policy.

A EUR, A USD and B EUR shares: All subscribers

CR-EUR and CRD EUR shares: All subscribers; these shares may be marketed to retail investors (non-professional or professional) exclusively in the following cases:

- Subscription as part of independent advice provided by a financial advisor or regulated financial entity,
- Subscription as part of non-independent advice, with a specific agreement that does not authorise them to receive or retain trailer fees,
- Subscription by a financial entity regulated on behalf of its client as part of a management mandate.

In addition to the management fees charged by the Management Company, each financial advisor or regulated financial entity may be liable to pay the management or advisory fees incurred by each investor. The Management Company is not party to such agreements.

Shares are not registered for marketing in all countries. They are therefore not open to subscription for retail investors in all jurisdictions.

The person in charge of checking compliance with the criteria on investor and purchaser capacity and ensuring that the latter have received the required information is the person tasked with the actual marketing of the SICAV.

I EUR, J EUR, K EUR, O EUR, N EUR and P EUR shares: Legal entities and institutional investors dealing on their own account or on behalf of third parties.

R EUR and R USD shares: All subscribers; specifically intended to be marketed by the Distributors selected for this purpose by the management company.

Investors' attention is drawn to the risks inherent in this type of security, as described in the "Risk Profile" section.

The shares of this Sub-fund are not and will not be registered in the United States under the US Securities Act of 1933, as amended ("Securities Act 1933"), or under any other law of the United States. These shares may not be offered, sold or transferred to the United States (including its territories and possessions) or benefit, directly or indirectly, any US Person (as defined by Regulation S of the Securities Act 1933).

The Sub-fund may either subscribe to units or shares of target funds likely to participate in initial public offerings for US securities ("US IPOs") or directly participate in US initial public offerings ("US IPOs"). The Financial Industry Regulatory Authority (FINRA), in accordance with rules 5130 and 5131 of FINRA (the "Rules"), has decreed prohibitions regarding the eligibility of certain persons to participate in the allocation of US IPOs when the effective beneficiary(-ies) of such accounts are professionals in the financial services sector (including, among others, an owner or employee of a member of FINRA or a fund manager) (a "Restricted Person") or an executive officer or director of a US or non-US company that may be in a business relationship with a member of FINRA (an "Associated Person"). The Sub-fund may not be offered or sold for the benefit or on behalf of a "US Person" as defined by "Regulation S" nor to investors considered as Restricted Persons or Associated Persons in relation to the FINRA Rules. Investors should consult their legal advisor if there are any doubts about their legal status.

The appropriate amount to invest in this sub-fund depends on your personal situation. To determine that amount, shareholders are encouraged to seek professional advice in order to diversify their investments and determine the proportion of their financial portfolio or assets to be invested in this Sub-fund, specifically in view of the recommended investment period and exposure to the aforementioned risks, and their personal wealth, needs and specific objectives. In all cases, shareholders must diversify their portfolio sufficiently to avoid being exposed solely to the risks of this Sub-fund.

Recommended investment period: more than 5 years

➤ **Procedures for determining and allocating income**

<i>Distributable income</i>	<i>"A EUR", "A USD", "CR EUR", "R EUR", "R USD", "I EUR", "K EUR", "N EUR", and "P EUR" shares</i>	<i>"B EUR", CRD EUR, J EUR and O EUR shares</i>
Allocation of net income	Accumulation	Distribution
Allocation of net realised gains or losses	Accumulation	Accumulated (in full or in part) or distributed (in full or in part) or carried forward (in full or in part) based on the decision of the Management Company

Where distribution shares are concerned, the Sub-fund Management Company may decide to distribute one or more interim dividends on the basis of the financial positions certified by the Statutory Auditor.

➤ **Distribution frequency**

Accumulation shares: not applicable

Distribution shares: annual with the possibility of interim dividends. The payment of distributable income takes place within a period of no more than five months following the end of the financial year and within one month for interim dividends following the date of the position certified by the auditor.

➤ **Share characteristics**

The Sub-fund has 13 share classes: "A EUR", "A USD", "B EUR", "CR EUR", "CRD EUR", "I EUR", "J EUR", "K EUR", "N EUR", "O EUR", "R EUR", "R USD", and "P EUR" shares.

The A EUR share is denominated in Euros and expressed in shares or thousandths of a share.

The A USD share is denominated in Euros and expressed in shares or thousandths of a share.

The B EUR share is denominated in Euros and expressed in shares or thousandths of a share.

The CR EUR share is denominated in Euros and expressed in shares or thousandths of a share.

The CRD EUR share is denominated in Euros and expressed in shares or thousandths of a share.

The I EUR share is denominated in Euros and expressed in shares or thousandths of a share.

The J EUR share is denominated in Euros and expressed in shares or thousandths of a share.

The K EUR share is denominated in Euros and expressed in shares or thousandths of a share.

The N EUR share is denominated in Euros and expressed in shares or thousandths of a share.

The O EUR share is denominated in Euros and expressed in shares or thousandths of a share.

The R USD share is denominated in Euros and expressed in shares or thousandths of a share.

The R EUR share is denominated in Euros and expressed in shares or thousandths of a share.

The P EUR share is denominated in Euros and expressed in shares or thousandths of a share.

➤ **Subscription and redemption procedures**

Date and frequency of net asset value calculation:

Daily, with the exception of public holidays and days on which the French markets are closed (according to the official Euronext Paris S.A. calendar)

Initial net asset value:

A EUR shares: €375.93

A USD shares: \$100

B EUR shares: €100

CR EUR shares: €91.80

CRD EUR shares: €100

I EUR shares: €213.60

J EUR shares: €100

K EUR shares: €185.05

N EUR shares: €100
O EUR shares: €100
R EUR shares: €100
R USD shares: \$100
P EUR shares: €100

Minimum initial subscription:

A EUR shares: 1 Share
 A USD shares: 1 Share
 B EUR shares: 1 Share
 CR EUR shares: 1 Share
 CRD EUR shares: 1 Share
 I EUR shares: €500,000
 J EUR shares: €500,000
 K EUR shares: €500,000
 N EUR shares: €15,000,000
 O EUR shares: €15,000,000
 R EUR shares: 1 Share
 R USD shares: 1 Share
 P EUR shares: €25,000,000

This sum does not apply to subscriptions made by the promoter, financial manager, custodian, or their associates.

Minimum subsequent subscriptions:

A EUR shares: 1 thousandth of a share
 A USD shares: 1 thousandth of a share
 B EUR shares: 1 thousandth of a share
 CR EUR shares: 1 thousandth of a share
 CRD EUR shares: 1 thousandth of a share
 I EUR shares: 1 thousandth of a share
 J EUR shares: 1 thousandth of a share
 K EUR shares: 1 thousandth of a share
 N EUR shares: 1 thousandth of a share
 O EUR shares: 1 thousandth of a share
 R EUR shares: 1 thousandth of a share
 R USD shares: 1 thousandth of a share
 P EUR shares: 1 thousandth of a share

Subscription and redemption procedures:

Orders are executed in accordance with the table below.

Subscription and redemption conditions are expressed in business days.

D is the net asset value calculation day:

Clearing of subscription orders	Clearing of redemption orders	Date of order execution	Publication of the net asset value	Settlement of subscriptions	Settlement of redemptions
D, before 12:30 p.m.	D, before 12:30 p.m.	D	D+1	D+3	D+3*

In the event of the dissolution of the Fund, redemptions will be settled within a maximum of five business days

The Management Company has implemented a method of adjusting the Sub-fund's net asset value known as Swing Pricing. This mechanism is described in Section VII of the prospectus: "Asset valuation rules".

Redemption gates:

The Management Company may introduce redemption gates, which, in exceptional circumstances and provided they are in the interests of shareholders or the general public, enable redemption requests to be spread across several NAV (net asset value) dates once they exceed a given threshold.

Description of the method:

Once an objectively predetermined threshold of redemptions is reached on a particular NAV date, the Management Company may decide not to carry out all redemption requests on that NAV date. To establish this threshold, the Management Company takes into account the frequency of NAV calculation for the Sub-fund, the Sub-fund's management strategy and the liquidity of the assets in its portfolio.

The Management Company may apply redemption gates to the Sub-fund when the threshold of 5% of the net assets is reached. As the Sub-fund has multiple share classes, the trigger threshold will be the same for all of its share classes. This threshold of 5% takes into account cleared redemptions across all of the Sub-fund's assets, rather than being applied by share class.

The trigger threshold for the gates is based on the relationship between:

- the difference, on any given clearing date, between the total value of the redemptions and the total value of the subscriptions; and
- net assets of the Sub-fund.

When redemption requests exceed the trigger threshold of the redemption gates, the Sub-fund may nevertheless decide to honour redemption requests made beyond the predetermined threshold, by partially or fully executing the orders that could have been blocked.

For example, if the total volume of share redemption requests is 10% of the Sub-fund's net assets while the trigger threshold is set at 5% of the net assets, the SICAV may decide to honour redemption requests for up to 8% of the net assets, executing 80% of the redemption requests instead of the 50% it would execute if the 5% threshold was strictly applied.

Redemption gates may only be applied on a maximum of 20 NAV dates over 3 months.

Notifying shareholders:

When redemption gates are applied, shareholders of the Sub-fund will be notified by any means via the website <https://funds.edram.com>.

Shareholders of the Sub-fund whose redemption orders will not be executed will be informed individually as soon as possible.

Processing unexecuted orders:

While redemption gates are in operation, redemption orders will be executed in the same proportions for shareholders of the Sub-fund who have made a redemption request on a given NAV date.

The unexecuted part of the redemption order will not be given priority over subsequent redemption requests. Unexecuted parts of redemption orders are automatically postponed and may not be revoked by shareholders of the Sub-fund.

Exemption from redemption gates:

Subscription and redemption transactions on the same NAV date, for the same number of shares and by a single shareholder or beneficial owner (transactions known as "round trips") are exempt from redemption gates. This exemption also applies to switches from one share class to another share class, on the same NAV date, for the same value and by a single shareholder or beneficial owner.

Share subscriptions and redemptions are executed in amounts or in shares or in thousandths of a share.

A switch from one share class to another share class within this Sub-fund or another Sub-fund of the SICAV is treated as a redemption transaction followed by a new subscription. Consequently, the tax system applicable to each subscriber depends on the tax provisions applicable to the subscriber's individual situation and/or the investment jurisdiction of the SICAV.

In case of uncertainty, subscribers should contact their adviser to obtain information about the tax regime applicable to them.

Unitholders are advised that orders sent to institutions responsible for receiving subscription and redemption orders must take into account the deadline for centralising orders that is applied to the transfer agent, Edmond de Rothschild (France). Consequently, the other institutions named may apply their own earlier deadline, in order to take into account transfer times to Edmond de Rothschild (France).

Place and method of publication of net asset value:

The Sub-fund's net asset value can be obtained from the Management Company:

EDMOND DE ROTHSCHILD ASSET MANAGEMENT (France)
47, rue du Faubourg Saint-Honoré – 75401 Paris Cedex 08, France

➤ **Charges and fees**

Subscription and redemption fees:

Subscription and redemption fees increase the subscription price paid by the investor or reduce the redemption price. The fees payable to the sub-fund serve to offset the charges incurred by the sub-fund when investing and divesting investors' monies. Fees which are not paid to the UCITS are paid to the Management Company, promoter, etc.

Fees payable by the investor on subscriptions and redemptions	Basis	Rate and scale
Subscription fee not payable to the Sub-fund EdR SICAV - Euro Sustainable Equity	Net Asset Value x Number of shares	A EUR shares: maximum 3%
		A USD shares: Maximum 3%
		B EUR shares: maximum 3%
		CR EUR shares: maximum 3%
		CRD EUR shares: maximum 3%
		I EUR shares: None
		J EUR shares: None
		K EUR shares: None
		N EUR shares: None
		O EUR shares: None
		R EUR shares: maximum 3%
		R USD shares: Maximum 3%
P EUR shares: None		
Subscription fee payable to Sub-fund EdR SICAV – Euro Sustainable Equity	Net Asset Value x Number of shares	All classes of shares: None
Redemption fee not payable to the Sub-fund EdR SICAV - Euro Sustainable Equity	Net Asset Value x Number of shares	All classes of shares: None
Redemption fee payable to Sub-fund EdR SICAV – Euro Sustainable Equity	Net Asset Value x Number of shares	All classes of shares: None

Operating and management charges:

These charges cover all costs charged directly to the sub-fund, with the exception of transaction charges.

Transaction charges include intermediary charges (brokerage fees, local taxes, etc.) as well as any transaction fees, if applicable, that may be charged by the Custodian and the Management Company, in particular.

The following fees may be charged on top of management and administration fees:

- Performance fees.
- Transaction fees charged to the Sub-fund.
- Fees linked to temporary purchases and sales of securities, if applicable.

The Management Company is required to pay a share of the UCI's financial management fees as remuneration to intermediaries such as investment companies, insurance companies, management companies, marketing intermediaries, distributors or distribution platforms who have signed an agreement on distributing, investing UCI equities or forming relationships with other investors. This remuneration is variable, and depends on the business relationship with the intermediary and on the improvement in the quality of services provided to the client, which can be justified by the recipient of this remuneration. This remuneration may be fixed or calculated based on the net assets subscribed as a result of the intermediary's actions. The intermediary may or may not be a member of the Edmond de Rothschild group. In accordance with the applicable regulations, each intermediary will provide the customer with any useful information on costs and fees, as well as their remuneration.

For more details regarding ongoing charges invoiced to the investor, please refer to the Key Information Documents (KIDs).

Fees charged to the SICAV	Basis	Rate and scale
Financial management fees	Net assets of the sub-fund	A EUR shares: Maximum 1.95% incl. taxes
		A USD shares: Maximum 1.95% incl. taxes
		B EUR shares: Maximum 1.95% incl. taxes
		CR EUR shares: Maximum 1.65% incl. taxes
		CRD EUR shares: Maximum 1.65% incl. taxes
		I EUR share: Maximum 0.95% incl. taxes
		J EUR share: Maximum 0.95% incl. taxes
		K EUR shares: Maximum 1.10% incl. taxes
		N EUR shares: Maximum 0.75% incl. taxes
		O EUR shares: Maximum 0.75% incl. taxes
		R EUR shares: Maximum 2.35% incl. taxes
		R USD shares: Maximum 2.35% incl. taxes
		P EUR shares: Maximum 0.65% incl. taxes
Administrative costs external to the Management Company**, particularly custodian, appraiser and statutory auditor fees, etc.	Net assets of the sub-fund	A EUR shares: Maximum 0.15% incl. taxes
		A USD shares: Maximum 0.15% incl. taxes
		B EUR shares: Maximum 0.15% incl. taxes
		CR EUR shares: Maximum 0.15% incl. taxes
		CRD EUR shares: Maximum 0.15% incl. taxes
		I EUR shares: Maximum 0.15% incl. taxes
		J EUR share: Maximum 0.15% incl. taxes
		K EUR shares: Maximum 0.15% incl. taxes
		N EUR shares: Maximum 0.15% incl. taxes
		O EUR shares: Maximum 0.15% incl. taxes
		R EUR shares: Maximum 0.15% incl. taxes
		R USD shares: Maximum 0.15% incl. taxes
		P EUR shares: Maximum 0.15% incl. taxes
<p>Transaction fees paid to service providers:</p> <p>Custodian: between 0% and 50% Management Company: between 50% and 100%</p>	Deducted from each transaction	<p><i>Variable according to the instruments. In particular, maximum % incl. taxes</i></p> <ul style="list-style-type: none"> - Equities, ETFs: 0.50% - France UCIs: 0% - Foreign UCIs: 0.50% - Securities trades: 0% - Foreign coupons: 5% <p><i>(a minimum of €0 to €200 depending on the instrument's stock exchange)</i></p>
Performance fee (1)	Net assets of the sub-fund	A EUR shares: 15% per year of the outperformance compared with the benchmark index MSCI EMU (NR) net dividends reinvested.
		A USD shares: 15% per year of the outperformance compared with the benchmark index MSCI EMU (NR) net dividends reinvested
		B EUR shares: 15% per year of the outperformance compared with the benchmark index MSCI EMU (NR) net dividends reinvested.
		CR EUR shares: 15% per year of the outperformance compared with the benchmark index MSCI EMU (NR) net dividends reinvested.

		CRD EUR shares: 15% per year of the outperformance compared with the benchmark index MSCI EMU (NR) net dividends reinvested.
		I EUR shares: 15% per year of the outperformance compared with the benchmark index MSCI EMU (NR) net dividends reinvested.
		J EUR share: 15% per year of the outperformance compared with the benchmark index MSCI EMU (NR) net dividends reinvested.
		K EUR shares: None
		N EUR shares: None
		O EUR shares: None
		R EUR shares: 15% per year of the outperformance compared with the benchmark index MSCI EMU (NR) net dividends reinvested.
		R USD shares: 15% per year of the outperformance compared with the benchmark index MSCI EMU (NR) index net dividends reinvested
		P EUR shares: None

*Including all taxes.

For this activity, the Management Company has not opted for VAT

** In the event of an increase in administrative fees external to the Management Company of 0.10% (incl. taxes) or less per annum, the Management Company may inform shareholders of the Sub-fund by any means. In the event of an increase of more than 0.10% (incl. taxes) per annum, shareholders will be informed individually and offered the chance to redeem their shares free of charge.

(1) Performance fee

Performance fees are payable to the Management Company in accordance with the following procedures:

Benchmark index: MSCI EMU

The performance fee is calculated by comparing the performance of the sub-fund's share with that of an indexed reference asset. The indexed reference asset reproduces the performance of the benchmark index, adjusted for subscriptions, redemptions and, where applicable, dividends.

When the share outperforms its benchmark index, a provision of 15% will be applied to its outperformance.

In cases where the sub-fund's share outperforms that of its benchmark index over the reference period—even if the share has had a negative performance—a performance fee may be charged.

A provision for performance fees will be made each time the net asset value is calculated.

When shares are redeemed, the Management Company receives the portion of the performance fee corresponding to the shares redeemed.

In the event of under-performance, the performance fee provision will be reduced by reversing the provision. The reversal cannot be more than the provision.

The reference periods shall end with the last net asset value for the month of September.

This performance fee is payable annually after the last net asset value for the reference period is calculated.

The reference period is a minimum of one year. The first reference period shall run from the date of creation of the share to the end date of the first reference period, ensuring compliance with the minimum term of one year.

At the end of the reference period, if the performance of the share is lower than that of its benchmark index over the reference period, no fee will be payable and the reference period will be extended by one year. The reference period may be extended four times and may therefore be greater than or equal to 5 years, but strictly less than 6 years.

At the end of a reference period of five years or more,

in the event that the performance of the share is lower than that of its benchmark index, no fee will be payable. A new reference period shall be established, beginning at the end of the sub-period of the reference period at the end of which the greatest relative performance (greatest outperformance or least underperformance) is recorded. "Sub-periods" mean the sub-periods starting at the beginning of the reference period and ending at the end of each crystallisation date within the reference period.

if the performance of the share exceeds that of its benchmark index, a fee is payable. The reference period is renewed, and a new reference period shall begin at the end of the one that is ending.

At the end of reference period t:

- If the difference between the NAV of the share and its target NAV is positive, a performance fee will be implemented and charged. This NAV becomes the new reference NAV, and a new reference period shall begin at the end of this reference period.

- If the difference between the NAV of the sub-fund and its target NAV is negative, a performance fee will not be implemented or charged; and:

- if the share has a reference period of less than five years, it will be extended by one year. The reference NAV then remains unchanged.

when the reference period is greater than or equal to 5 years, the cumulative outperformance at the end of each sub-period of the reference period is recorded. The sub-periods making up the reference period are the following: [t-5; t-4], [t-5; t-3], [t-5; t-2], [t-5; t-1], [t-5; t]. A new reference period shall be established, beginning at the end of the sub-period with the highest relative performance. The Reference NAV becomes equal to the NAV of the share at the end of that sub-period.

Calculation method

Amount of provision = $\text{MAX}(0; \text{NAV}(t) - \text{Target NAV}(t)) \times \text{performance fee rate}$

NAV (t): net assets at the end of year t

Reference NAV: last net asset value of the previous reference period

Reference date: date of reference NAV

Target NAV (t) = Reference NAV x (benchmark index value on date t/benchmark index value on the reference date) adjusted for subscriptions, redemptions and dividends.

Examples:

The examples below are based on the assumption of zero subscriptions, redemptions and dividends.

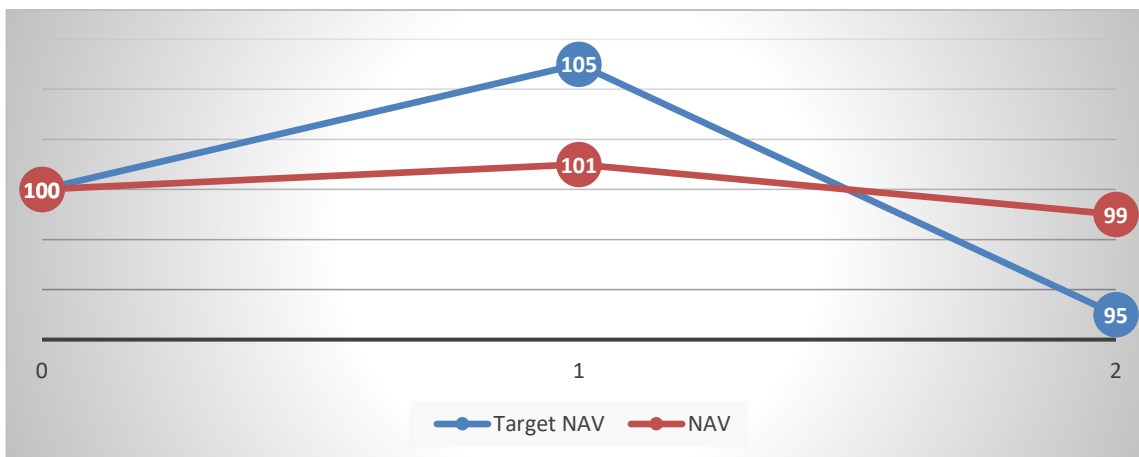
Example 1:

Period	0	1	2
Target NAV	100	105	95
NAV	100	101	99
Basis of calculation: NAV-Target NAV		-4	4

Period	Combined share performance *	Combined index performance *	Combined relative performance*	Share performance in previous year	Index performance in previous year	Relative performance in previous year	Charged fee**	Renewed period "R" / Extended period "E" or Deferred period "D"
0-1	1	5	-4	1	5	-4	No	E
0-2	-1	-5	4	-2	-10	8	Yes	R

*from start of reference period

** for outperformance



0-1 period: The NAV for the reference period is less than the Target NAV (101 versus 105, differential/relative performance from start of reference period -4). No performance fee is therefore charged and the initial one-year reference period is extended by an additional year. The reference NAV is unchanged.

0-2 period: The NAV for the reference period is higher than the Target NAV (99 versus 95, differential/relative performance from start of reference period of 4). Absolute performance from the start of the reference period is negative (end of reference period NAV: 99 < NAV start of reference period: 100). A performance fee is charged, its basis of calculation is equal to the combined relative performance since the start of the reference period (4). Its amount is equal to the basis of calculation multiplied by the performance fee rate. The reference period is renewed and a new reference NAV is set at 99.

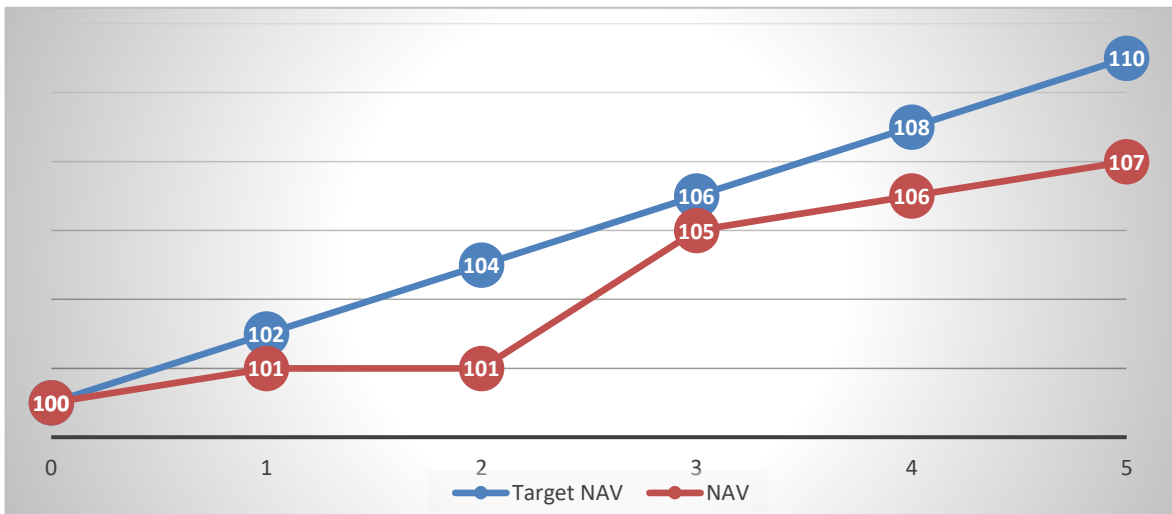
Example 2:

Period	0	1	2	3	4	5
Target NAV	100	102	104	106	108	110
NAV	100	101	101	105	106	107
Basis of calculation: NAV-Target NAV		-1	-3	-1	-2	-3

Period	Combined share performance*	Combined index performance*	Combined relative performance*	Share performance in previous year	Index performance in previous year	Relative performance in previous year	Application of a fee	Renewed period "R" / Extended period "E" or Deferred period "D"
0-1	1	2	-1	1	2	-1	No	E
0-2	1	4	-3	0	2	-2	No	E
0-3	5	6	-1	4	2	2	No	E
0-4	6	8	-2	1	2	-1	No	E
0-5	7	10	-3	1	2	-1	No	D

*from start of reference period

** for outperformance



0-1 and 0-2 periods: The absolute performance generated over the period is positive (NAV>reference NAV) but the relative performance is negative (NAV<Target NAV). No performance fee is charged. The reference period is extended by one year at the end of the first year and by an additional year at the end of the second year. The reference NAV is unchanged.

0-3 period: The absolute performance generated over the period is positive (5) and the relative performance generated over the year is positive (4), but the cumulative relative performance since the start of the reference period (0-3) is negative (-1). Therefore, no performance fee is charged. The reference period is extended by an additional year. The reference NAV is unchanged.

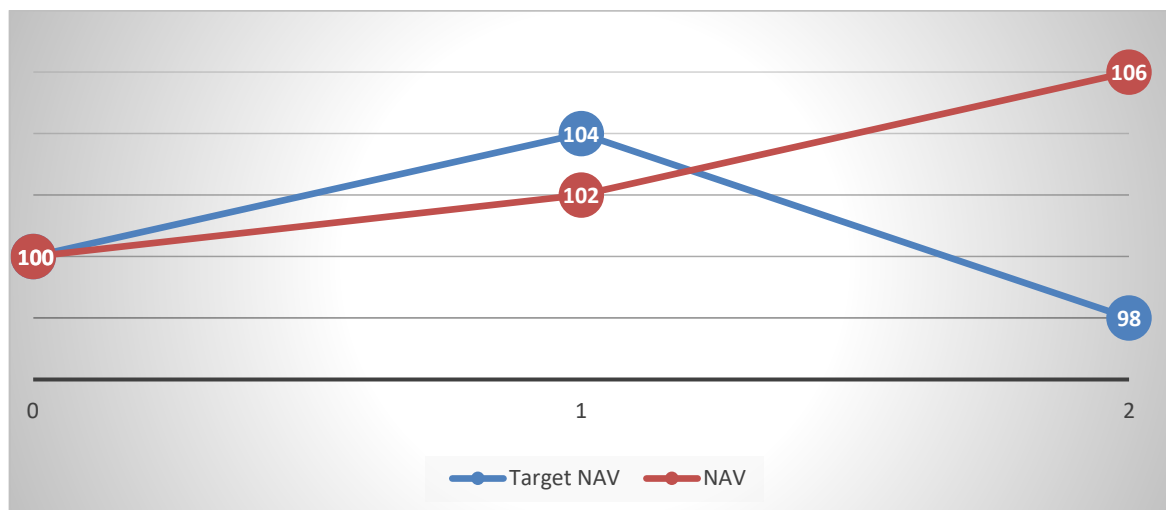
0-4 period: Negative relative performance over the period, no performance fee, the reference period is extended again by an additional year for the fourth and last time. The reference NAV is unchanged.

0-5 period: Relative performance over a negative period, no performance fee is charged. The reference period has reached its maximum duration of five years and therefore cannot be extended. A new reference period is established, beginning at the end of year 3, with the year-end NAV of year 3 as the reference NAV (105: year-end NAV over the current reference period having the highest combined relative performance, in this case of -1).

Example 3:

PERIOD	0	1	2
TARGET NAV	100	104	98
NAV	100	102	106
BASIS OF CALCULATION: NAV-TARGET NAV		-2	8

Period	Combined share performance*	Combined index performance*	Combined relative performance*	Share performance in previous year	Index performance in previous year	Relative performance in previous year	Application of a fee	Renewed period "R" / Extended period "E" or Deferred period "D"
0-1	2	4	-2	2	4	-2	No	E
0-2	6	-2	8	4	-6	10	Yes	R



0-1 period: Positive absolute performance but underperformance of -2 (102-104) over the reference period. No performance fee is charged. The reference period is extended by one year. The reference NAV is unchanged.

0-2 period: Positive absolute performance and outperformance of 8 (106-98). A performance fee is therefore charged with a basis of calculation of 8. The reference period is renewed, a new reference NAV is set at 106.

Example 4:

Period	0	1	2	3	4	5	6
Target NAV	100	108	110	118	115	110	111
NAV	100	104	105	117	103	106	114
Reference NAV	100	100	100	100	100	100	117
Basis of Calculation: NAV-Target NAV		-4	-5	-1	-12	-4	3

Period	Combined share performance*	Combined index performance*	Combined relative performance*	Share performance in previous year	Index performance in previous year	Relative performance in previous year	Application of a fee	Renewed period "R" / Extended period "E" or Deferred period "D"	Change in reference NAV
0-1	4	8	-4	4	8	-4	No	E	No
0-2	5	10	-5	1	2	-1	No	E	No
0-3	17	18	-1	11	7	4	No	E	No
0-4	3	15	-12	-12	-3	-9	No	E	No
0-5	6	10	-4	3	-4	7	No	D	Yes
3-6	-3	-5	3***	8	2	6	Yes	R	Yes

*from start of reference period

** for outperformance

*** rounded

0–1 period: The performance of the share is positive (4) but lower than that of the benchmark index (8) over the reference period. No performance fee is payable. The reference period is extended by one year. The reference NAV remains unchanged (100).

0–2 period: The performance of the share is positive (5) but lower than that of the benchmark index (10) over the reference period. Therefore, no performance fee is payable. The reference period is extended by one year. The reference NAV remains unchanged (100).

0–3 period: The performance of the share is positive (17) but lower than that of the benchmark index (18) over the reference period. Therefore, no performance fee is payable. The reference period is extended by one year. The reference NAV remains unchanged (100).

0–4 period: The performance of the share is positive (3) but lower than that of the benchmark index (15) over the reference period. Therefore, no performance fee is payable. The reference period is extended by one year. The reference NAV remains unchanged (100).

0–5 period: The performance of the share is positive (6) but lower than that of the benchmark index (10) over the reference period. Therefore, no performance fee is payable. The reference period has reached its maximum duration of five years and therefore cannot be extended. A new reference period shall be established, beginning at the end of year 3, with the year-end NAV of year 3 as the reference NAV (117: year-end NAV over the current reference period having the highest combined relative performance, in this case of -1).

3–6 period: The performance of the share is negative (-3) but higher than that of the benchmark index (-5). A performance fee is therefore charged, with the basis of calculation being the combined relative performance since the beginning of the period, i.e. NAV (114)-Target NAV (111): 3. The reference NAV becomes the NAV at the end of the period (114). The reference period is renewed.

Fees linked to equity research as defined by Article 314-21 of the AMF General Regulation are charged to the Sub-fund.

Any retrocession of management fees for the underlying UCIs and investment funds collected by the Sub-fund EdR SICAV – Euro Sustainable Equity will be repaid to the Sub-fund. The rate of management fees applicable to the underlying UCIs and investment funds will be valued by taking into account any retrocessions collected by the Sub-fund.

In the exceptional case that a sub-custodian applies an unanticipated transaction fee not set out in the terms and conditions above, with regard to a specific transaction, a description of the transaction and the transaction fees charged will be specified in the management report of the SICAV.

Shareholders can find out more information in the SICAV's annual report.

Procedure for selecting intermediaries:

In accordance with the AMF General Regulation, the Management Company has established a Best Selection/Best Execution policy for intermediaries and counterparties.

The purpose of this policy is to select, according to various predetermined criteria, the brokers and intermediaries whose execution policy will achieve the best possible results when executing orders. The Edmond de Rothschild Asset Management (France) Policy is available on its website: www.edram.fr.

Calculation and allocation of the proceeds resulting from temporary purchases and sales of securities and any equivalent transaction under foreign law:

Repurchase agreements are conducted through Edmond de Rothschild (France) according to the prevailing market conditions at the time of the transaction.

The operating costs and expenses linked to these transactions are borne by the Sub-fund. Income generated by these transactions is paid in full to the Sub-fund.

Calculation and allocation of the proceeds resulting from total return swaps (TRS) and any equivalent transaction under foreign law:

The operating costs and expenses linked to these transactions are borne by the Sub-fund. Income generated by these transactions is paid in full to the Sub-fund.

EdR SICAV – Financial Bonds

➤ **Date created**

The Sub-fund was approved by the French financial markets authority (Autorité des Marchés Financiers – AMF) on 7 December 2018.

The Sub-fund was created on 12 February 2019, through the merger of the following fund:

- Edmond de Rothschild Financial Bonds created 10 March 2008.

➤ **ISIN code**

A CHF (H) shares:	FR0012749869
A EUR shares:	FR0011034495
A USD (H) share:	FR0011882281
B EUR shares:	FR0011289966
B USD (H) shares:	FR0012494300
CR EUR shares:	FR0013307691
CR GBP (H) shares:	FR0013307683
CR USD (H) shares:	FR0013312378
CRD EUR shares:	FR0013409067
I CHF (H) shares:	FR0012749851
I EUR shares:	FR0010584474
I USD (H) shares:	FR0011781210
J EUR shares:	FR0013174695
J GBP (H) shares:	FR0013350824
J USD (H) shares:	FR0013350808
K EUR shares:	FR0013233699
N EUR shares:	FR0011034560
NC EUR shares:	FR0013233707
O EUR shares:	FR001400L6V3
OC EUR shares:	FR0013292463
R EUR shares:	FR0013287596

➤ **Specific tax regime**

None.

➤ **Delegation of financial management**

Edmond de Rothschild Asset Management (France) delegates part of the financial management of the SICAV to: Edmond de Rothschild (Suisse) S.A.

This delegation of financial management focuses on currency hedging for the shares hedged.

➤ **Classification**

Bonds and other international debt securities.

➤ **Exposure to other foreign UCITS, AIFs or investment funds**

Up to 10% of its net assets.

➤ **Management objective**

The Sub-fund's objective is to outperform the benchmark index comprised of 80% ICE BofA Euro Financial Index and 20% ICE BofA Contingent Capital (hedged in EUR) Index over the recommended investment period through a portfolio that is primarily invested in bonds issued by international financial institutions.

The Sub-fund applies a dedicated ESG strategy on the basis of the non-financial criteria considered when the portfolio's securities were selected. These environmental, social and governance (ESG) criteria are one of the components subject to management, although their weighting in the final decision is not defined beforehand.

The Sub-fund is actively managed, which means that the Manager makes investment decisions with the aim of achieving the sub-fund's objective and investment policy. This active management includes taking decisions related to asset selection, regional allocation, sectoral views and overall market exposure. The Manager is in no way limited

by the composition of the benchmark index in the positioning of the portfolio, and the Sub-fund may not hold all the components of the benchmark index or indeed any of the components in question. The Sub-fund may diverge wholly or significantly from the benchmark index or, occasionally, very little.

➤ **Benchmark index**

The Sub-fund's benchmark index is the index made up of 80% ICE BofA Euro Financial index and 20% ICE BofA Contingent Capital (hedged in EUR) index. These two indices are published by ICE Benchmark Administration Limited.

The ICE BofA Euro Financial index is representative of the bond market of the financial sector issued in euro, whether for senior debt or subordinated debt of issuers.

The ICE BofA Contingent Capital (hedged in EUR) index is representative of the convertible contingent bond market. This index is hedged against the euro.

As the management of the Sub-fund is not index-linked, its performance may differ from that of its benchmark index, which serves only as a basis for comparison.

The rates and indices used are annualised. Coupons are included in calculating the performance of this index.

ICE Benchmark Administration Limited (website: <https://www.theice.com/iba>), the administrator of the ICE BofA Euro Financial and ICE BofA Contingent Capital Index (hedged in EUR) benchmark indices, is not included in the register of administrators and benchmark indices held by ESMA and is covered by the transitional provisions set out in Article 51 of the Benchmarks Regulation.

In accordance with Regulation (EU) 2016/1011 of the European Parliament and of the Council of 8 June 2016, the Management Company has a procedure in place for monitoring the benchmark indices used, which sets out the action to be taken in the event that an index materially changes or ceases to be provided.

➤ **Investment strategy**

Strategies used:

In order to achieve the management objective, the Manager will invest up to 100% of the portfolio, in a discretionary manner, in bond-type securities issued by French and/or international public or private financial institutions (banks, financial companies, insurance companies and companies in the broader financial sector).

The Manager will systematically include environmental, social and governance (ESG) factors in their financial analysis in order to select the portfolio's securities.

Environmental, social and governance (ESG) criteria are one of the components subject to management, although their weighting in the final decision is not defined beforehand.

ESG analysis is conducted on 100% of debt securities and money market instruments.

In the portfolio, at least 90% of debt securities and money-market instruments with an investment-grade credit rating, or issued by "developed" countries, and 75% of debt securities and money-market instruments with a high-yield credit rating, or issued by "emerging" countries, will have an ESG rating.

. This will be either a proprietary ESG rating or a rating provided by an external non-financial rating agency. At the end of this process, the Sub-fund will have an ESG rating that is greater than that of its investment universe.

The ESG investment universe is composed of the securities of the Sub-fund's benchmark. The Management Company may select securities from outside of its investment universe. It will, however, ensure that the selected investment universe is a relevant means of comparison for the Sub-fund's ESG rating.

Furthermore, the securities selection process includes negative screening to exclude companies that contribute to the production of controversial weapons in compliance with international conventions in this area as well as companies that are exposed to activities related to thermal coal, unconventional fossil fuels or tobacco in accordance with the exclusion policy of Edmond de Rothschild Asset Management (France), which is available on its website. Regarding thermal coal, the Sub-fund excludes any company developing new projects that involve the use of thermal coal, any mining company involved in coal exploration and extraction, any electricity producer using coal as part of its energy mix (i.e. the proportion used in production and/or in its non-zero turnover). This negative screening helps mitigate sustainability risk. The following sectors and business models are also excluded from the portfolio: nuclear energy, a serious breach of the United Nations Global Compact for companies and an inadequate rating on the Freedom House index for sovereign issuers.

The Sub-fund promotes environmental, social and governance (ESG) criteria within the meaning of Article 8 of Regulation (EU) 2019/2088, known as the “Disclosure Regulation” or “SFDR”, and is subject to sustainability risk as defined in the Risk Profile section of the prospectus.

The Sub-fund integrates sustainability risk and takes into account the main negative impacts in its investment decisions.

As part of its proprietary ESG analysis method, Edmond de Rothschild Asset Management (France) takes into account, to the extent that data is available, the eligibility share and alignment with the taxonomy regarding the proportion of the turnover that is considered to be green or the investments aligned with this. We take into account the figures published by businesses or estimated by external service providers. We always consider the environmental impact, according to sectoral specificities. The carbon footprint on relevant parameters, the company’s climate strategy and greenhouse gas reduction goals can also be analysed, as well as the environmental added value of products or services, eco-design etc.

The “causing no significant harm” principle only applies to investments underlying the financial product that take into account the environmental criteria of the European Union in terms of sustainable economic activities. The investments underlying the remaining portion of this financial product do not take into account the environmental criteria of the European Union in terms of sustainable economic activities.

As it is currently unable to provide reliable data for evaluating the share of its investments that are eligible for or aligned with the EU Taxonomy Regulation, at this stage, the Sub-fund is not able to fully and accurately calculate the underlying investments that qualify as environmentally sustainable in the form of a minimum alignment percentage in accordance with a strict interpretation of Article 3 of the aforementioned regulation. Currently, the sub-fund does not aim to make investments that contribute to environmental objectives focused on mitigating climate change and/or adapting to climate change.

Therefore, the percentage of investments aligned with the Taxonomy is currently 0%.

The Manager may invest in bond-type securities in this sector without restriction, both in senior securities and subordinated securities, dated and non-dated, of all levels of subordination (Additional Tier 1, Restricted Tier 1, Tier 1, Tier 2, Tier 3 insurance). The selected securities may be *Investment Grade* (rating of BBB- or higher from Standard and Poor’s or equivalent or a rating deemed equivalent by the Management Company) or *High Yield* (speculative securities with a long-term rating of BBB- or lower from Standard and Poor’s or equivalent, or an equivalent internal rating from the Management Company) or they may be securities that have not been rated by a rating agency, up to 100% of its net assets.

Senior securities are generally defined as being priorities compared to subordinated securities in the event of the default or resolution of an issuer. Subordinated securities usually include priority levels (in case of default or resolution) that are set out contractually in the offering prospectus.

As the Sub-fund may invest in bonds of any subordination rank, there is a possibility that these instruments may be converted into shares at the initiative of the regulator or in the event, for example, of a fall in the solvency ratio below a threshold value that is generally contractually defined.

In the event that equities and bonds held in the portfolio are converted, the Sub-fund may temporarily hold shares up to the limit of 10% of its net assets and will proceed to sell them as soon as possible in the best interests of the shareholders.

In order to hedge its assets and/or achieve its management objective, the Sub-fund may use derivatives traded on regulated markets (futures, listed options), or over-the-counter markets (options, swaps, total return swaps etc.), up to a limit of 100% of its net assets. In this context, the manager may obtain exposure or the synthetic hedging of indices, in business sectors or geographical areas. In this respect, the Sub-fund may take a position with a view to hedging the portfolio against certain risks (interest rate, credit, currency) or to exposing itself to certain interest rate and credit risks. In this context, the manager may adopt strategies which principally aim to anticipate or hedge the Sub-fund against the default risk of one or more issuers or to expose the portfolio to the credit risk of one or more issuers. These strategies will be implemented through the purchase or sale of protection via credit derivatives such as credit default swaps and via total return swaps (TRS) on a single benchmark entity or on indices (specifically iTraxx or CDX).

The face value of sales of protection via credit derivatives may not exceed 60% of the Sub-fund’s net assets. The face value of purchases of protection via credit derivatives may not exceed 70% of the Sub-fund’s net assets.

The strategy is based on both a top-down approach and a bottom-up approach.

The top-down approach, based on an analysis of the macroeconomic situation, is used within the context of the geographical allocation of the portfolio. For the purposes of the management of the Sub-fund, the approach also incorporates the global and local regulatory universe in which the issuers operate.

The Bottom-Up approach, based on a credit analysis, aims to identify, within the financial sector, the issuers and/or issues with a relative value greater than others. The selection model is based on a fundamental analysis of each issuer which revolves around the evaluation of criteria such as:

- the clarity of the financial institution's financial strategy;
- its solvency;
- the ESG criteria of the financial institution.

The Sub-fund may invest up to 20% of its net assets in securities issued by financial companies domiciled in emerging countries. However, these bonds will be denominated in a currency of so-called developed countries (EUR, GBP, CHF, USD, JPY).

The acquisition of securities or UCIs denominated in a currency other than that of the Sub-fund will be subject to currency risk hedging regardless of the currency of the share to which investors have subscribed.

However, a residual currency risk (up to 2% of net assets) may remain.

The Manager will also implement management of the Sub-fund's sensitivity to interest rates, which may vary between 0 and 10.

During periods when the investment strategy may lead the management team to reduce the Sub-fund's exposure to bonds and/or other debt instruments in order to achieve the management objective, up to 100% of the Sub-fund may be invested in short-term negotiable securities and euro commercial papers. These financial instruments may also be used incidentally for cash investment purposes.

The Sub-fund is not intended to be a cash borrower. However, a liability position may exist at certain points due to transactions related to the Sub-fund's cash flows (ongoing investments and divestments, subscription/redemption transactions, etc.), up to a limit of 10% of the net assets.

. Assets:

Equities

The Sub-fund is not intended to hold equities. However, since the Sub-fund may invest in bonds of any subordination rank or in convertible bonds or in contingent convertible bonds, these instruments may be converted into shares at the initiative of the regulator or in the event, for example, of a fall in the solvency ratio below the threshold that is generally contractually defined. In the event that equities and bonds held in the portfolio are converted, the Sub-fund may temporarily hold shares up to the limit of 10% of its net assets and will proceed to sell them as soon as possible in the best interests of the shareholders.

Debt securities and money market instruments: (up to 100% of the portfolio)

General characteristics:

Sensitivity to interest rates	-	[0; +10]
Geographic region of the issuers	All geographic regions	up to 100% of net assets
	Emerging markets	up to 20% of net assets
Currency in which securities are denominated	Euro	up to 100% of net assets
	- OECD currencies (for emerging countries: only issues denominated in: EUR, GBP, CHF, USD, JPY)	up to 100% of net assets
Currency risk level	-	Residual (up to 2% of net assets)

Distribution of private debt/public debt:

The Sub-fund will primarily invest up to 100% of its net assets in private debt issued by companies in the financial sector.

The Sub-fund may also hold bonds from financial companies guaranteed by an OECD member state. Lastly, the Sub-fund may invest in State securities issued by OECD countries, particularly in the context of liquidity management.

Criteria related to ratings and subordination:

The Sub-fund may be exposed to dated or non-dated financial sector bond securities (senior debt and subordinated debt), of all ratings, and of any subordination rank.

The Sub-fund may invest up to 100% of its net assets in High Yield securities (speculative securities with a long-term rating of BBB- or lower from Standard and Poor's or equivalent, or an equivalent internal rating from the Management Company), or Investment Grade securities (rating of BBB- or higher from Standard and Poor's or equivalent or a rating deemed equivalent by the Management Company) or securities that have not been rated by a rating agency.

The selection of securities is not based automatically and exclusively on the rating criterion. It is mainly based on an internal analysis. Prior to each investment decision, the Management Company analyses each security on criteria other than its rating. In the event that an issuer in the "High Yield" class has their rating downgraded, the Management Company must conduct a detailed analysis in order to decide whether to sell or retain the security.

The Sub-fund may invest in debt securities of all types including, in particular, fixed-rate, variable-rate and adjustable-rate bonds, negotiable debt securities, savings certificates, treasury bills, EMTNs and euro commercial papers.

The Sub-fund may invest up to 20% of its net assets in securities issued by financial companies domiciled in emerging countries. However, these bonds will be denominated in a currency of so-called developed countries (EUR, GBP, CHF, USD, JPY).

Shares or units of other French undertakings for collective investment or other foreign UCITS, AIFs or investment funds

The Sub-fund may hold up to 10% of its assets in units or shares of French or foreign UCITS or French AIFs, regardless of their classification, including ETFs, or money market or bond funds.

Within this 10% limit, the Sub-fund may also invest in shares or units of foreign AIFs and/or foreign investment funds that meet the regulatory eligibility criteria.

These UCIs and investment funds may be managed by the Management Company or by an affiliated company.

Currencies

The acquisition of securities or UCIs denominated in a currency other than the euro will be hedged against currency risk. However, a residual currency risk (up to 2% of net assets) may remain.

Financial contracts

In order to hedge its assets and/or achieve its management objective, the Sub-fund may use financial contracts traded on regulated markets (futures, listed options), or over-the-counter markets (options, swaps, etc.), up to a limit of 100% of its net assets. In this context, the manager may obtain exposure or the synthetic hedging of indices, business sectors or geographical areas. In this respect, the Sub-fund may take positions with a view to hedging the portfolio against certain risks (interest rate, credit, currency) or exposing itself to certain interest rate and credit risks.

In order to limit significantly the total counterparty risk of instruments traded over the counter, the Management Company may receive cash collateral which will be deposited with the custodian and will not be reinvested.

Types of markets invested in:

- Regulated markets
- Organised markets
- Over-the-counter markets

Risks in which the manager intends to trade for the purposes of portfolio hedging or exposure:

- Interest rate risk
 - Currency risk (solely for hedging purposes)
 - Credit risk
- as well as components of these risks

Types of investment (transactions must only be undertaken in order to achieve the management objective):

- Hedging
- Exposure
- Arbitrage

Type of instruments used:

- Options and futures: financial indices, currencies, interest rates
- Options on standardised forward contracts
- Forward currency contracts and currency swaps

- Swaps: interest rates (fixed rate/variable rate all combinations and inflation) and currencies, as well as swaps on components of these assets.
- Single-name or index-linked credit default swaps
- Index-linked CDS options
- Total return swaps

The Sub-fund may use over-the-counter forward foreign exchange contracts in the form of total return swaps (TRS) on bonds, bond indices and/or bond baskets up to a limit of 100% of its net assets for the purpose of hedging or exposure. The expected proportion of assets under management that will be subject to such contracts is 25%.

The counterparties to the transactions of these contracts are first-rate financial institutions domiciled in OECD countries that have a minimum rating of Investment Grade (rating greater than or equal to BBB- by Standard & Poor's or equivalent, or a rating deemed equivalent by the Management Company).

These counterparties do not have any influence over the composition or management of the Sub-fund's portfolio.

Securities with embedded derivatives

To achieve its management objective, the Sub-fund may also invest in financial instruments containing embedded derivatives. The Sub-fund may solely invest in:

- callable or puttable bonds
- convertible bonds
- contingent convertible bonds (CoCos) up to a limit of 50% of its net assets.

Cash borrowings

The Sub-fund is not intended to be a cash borrower. However, a liability position may exist at certain points due to transactions related to the Sub-fund's cash flows (ongoing investments and divestments, subscription/redemption transactions, etc.), up to a limit of 10% of the net assets.

Temporary purchases and sales of securities

In order to achieve efficient portfolio management and without deviating from its investment objectives, the Sub-fund may make temporary purchases and sales of securities involving eligible financial securities or money market instruments, up to 100% of its net assets. More precisely, these transactions will consist of repurchase agreements on interest-rate or debt securities of eurozone countries and will be carried out for the purposes of cash management and/or the optimisation of the Sub-fund's income.

The expected proportion of assets under management which will be the subject of such transactions will be 10% of the net assets.

The counterparties to these transactions are first-rate financial institutions domiciled in OECD countries that have a minimum rating of investment grade (rating greater than or equal to BBB- according to Standard & Poor's or equivalent, or a rating deemed equivalent by the Management Company).

These counterparties do not have any influence over the composition or management of the Sub-fund's portfolio.

In order to limit significantly the total counterparty risk of instruments traded over the counter, the Management Company may receive cash collateral which will be deposited with the custodian and will not be reinvested.

Further information on the remuneration for temporary sales and purchases of securities is provided in the "Charges and fees" section.

Deposits

The Sub-fund may hold up to a maximum of 20% of its net assets in deposits with the custodian.

➤ **Investments between Sub-funds**

The Sub-fund may invest up to 10% of its net assets in another Sub-fund of the SICAV Edmond de Rothschild Fund.

The overall investment in other Sub-funds of the SICAV is limited to 10% of its net assets.

➤ **Risk profile**

Your money will be invested primarily in financial instruments selected by the Management Company. These instruments will be subject to market trends and fluctuations.

The risk factors described below are not exhaustive. It is the responsibility of each investor to analyse the risk associated with such an investment and to form his/her own opinion independently of the Edmond de Rothschild Group by obtaining as much specialist advice on such matters as is necessary in order to ensure this investment is appropriate for his/her financial and legal position and investment term.

Risk of capital loss:

The Sub-fund does not guarantee or protect the capital invested, so investors may not recover the full amount of the capital they initially invested, even if they retain the shares for the duration of the recommended investment period.

Discretionary management risk:

The discretionary management style is based on anticipating trends in the various markets (equities, bonds, money market, commodities and currencies). However, there is a risk that the sub-fund may not be invested in the best-performing markets at all times. The Sub-fund's performance may therefore be lower than the investment objective, and a drop in its net asset value may lead to negative performance.

Credit risk:

The main risk linked to debt securities and/or money market instruments such as treasury bills (BTFs and BTANs) or short-term negotiable securities is that of issuer default, due either to the non-payment of interest and/or the non-repayment of capital. Credit risk is also associated with the downgrading of an issuer. Shareholders are reminded that the net asset value of the Sub-fund is likely to fall if a total loss is recorded on a financial instrument following default by an issuer. The inclusion of debt securities in the portfolio, whether directly or through UCIs, exposes the Sub-fund to the effects of variations in credit quality.

Credit risk linked to investment in speculative securities:

The Sub-fund may invest in issues from companies rated as non-investment grade by a rating agency (rating below BBB- from Standard & Poor's or equivalent) or those with an equivalent internal rating from the Management Company. These issues are known as speculative securities and present a higher risk of issuer default. This sub-fund should therefore be considered partly speculative and as being aimed specifically at investors who are aware of the risks inherent in investing in such securities. As a result, the use of high-yield securities (speculative securities with a higher risk of issuer default) may incur a greater risk of a fall in the net asset value.

Interest rate risk:

The exposure to interest rate products (debt securities and money market instruments) makes the sub-fund sensitive to interest rate fluctuations. Interest rate risk might result in a fall in the value of the security and thus the net asset value of the sub-fund in the event of a change in the yield curve.

Risk associated with investing in emerging markets:

The sub-fund may be exposed to emerging markets. In addition to the individual risks of each issuing company, there are also external risks, particularly in these markets. Furthermore, investors are reminded that the operating and oversight conditions in these markets may differ from the standards that prevail on major international exchanges. Consequently, the holding of such securities may increase the portfolio's risk profile. A fall in the market may thus be more pronounced and rapid than in developed countries, the net asset value may fall further and more rapidly, and finally, the companies held in the portfolio may have governments as shareholders.

Currency risk:

The capital may be exposed to currency risk when its constituent securities or investments are denominated in a different currency from that of the sub-fund. Currency risk is the risk of a fall in the exchange rate of the base currency of financial instruments in the portfolio against the Sub-fund's base currency, the euro, which may lead to a fall in the net asset value.

Equity risk:

The value of a share may vary as a result of factors related to the issuing entity but also as a result of external, political or economic factors. Fluctuations in the equity and convertible bond markets, whose performance is in part correlated with that of the underlying equities, may lead to substantial variations in the net assets, which could have a negative impact on the performance of the sub-fund's net asset value.

Risk associated with financial and counterparty contract commitments:

The use of financial contracts may entail the risk of a sharper, more abrupt fall in the net asset value than in the markets in which the sub-fund invests. Counterparty risk results from this sub-fund's use of financial contracts traded on over-the-counter markets and/or of temporary purchases and sales of securities. Such transactions potentially expose the sub-fund to the risk of one of its counterparties defaulting and to a possible decrease in its net asset value.

Liquidity risk:

The markets in which the Sub-fund trades may occasionally be affected by a lack of liquidity. These market conditions may affect the prices at which the Sub-fund may have to liquidate, initiate, or modify positions.

Sector risk:

The Sub-fund carries a sector risk owing to the fact that it invests in securities in the same business sector: the financial sector. Should this market fall, there will also be a fall in the net asset value

Risk linked to derivatives:

The Sub-fund may invest in forward financial instruments (derivatives).

The use of financial contracts may entail the risk of a sharper, more abrupt fall in the net asset value than in the markets in which the sub-fund invests.

Risk associated with the currency of shares denominated in currencies other than that of the Sub-fund:

Shareholders investing in currencies other than the Sub-fund's base currency (Euro) may be exposed to currency risk if this is not hedged. The value of the Sub-fund's assets may fall if exchange rates vary, which may cause the net asset value of the Sub-fund to fall.

Risks associated with temporary purchases and sales of securities and with total return swaps:

The use of securities financing transactions and total return swaps, as well as the management of their collateral, may involve certain specific risks such as operational risks or custody risk. These transactions may therefore have a negative effect on the net asset value of the Sub-fund.

Legal risk:

This is the risk that inadequately drafted contracts are concluded with counterparties for temporary purchases and sales of securities and for total return swaps.

Risks associated with contingent convertible bonds (CoCos):

CoCos are subordinated debt securities issued by credit institutions or insurance or reinsurance companies that are eligible for inclusion in their capital requirement and that have the specific feature of potentially being converted into shares or having their par value reduced (write-down mechanism) in response to a trigger, as previously defined in the prospectus. A CoCo includes an option to convert into shares at the initiative of the issuer in the event that their financial situation deteriorates. In addition to the inherent interest rate and credit risk involved with bonds, activating the conversion option may cause the value of the CoCo to decrease by an amount greater than that recorded on other traditional bonds of the issuer. Under the conditions set out by the CoCo concerned, certain trigger events may lead to the main investment and/or accrued interest permanently depreciating to zero, or to the conversion of the bond into a share.

Risk linked to the conversion threshold of CoCos:

The conversion threshold of a CoCo depends on the solvency ratio of its issuer. It is the event that determines the conversion of the bond into an ordinary share. The lower the solvency ratio, the greater the likelihood of conversion.

Risk of loss or suspension of coupon:

Depending on the characteristics of the CoCos, the payment of coupons is discretionary and may be cancelled or suspended by the issuer at any time and for an indefinite period.

Risk of intervention of a regulatory authority at the point of "non-viability":

A regulatory authority determines at any time and in a discretionary manner whether an institution is "not viable", i.e. the issuing bank requires the support of the public authorities to prevent the issuer from becoming insolvent, bankrupt, unable to pay the majority of its debts as they become payable or otherwise continue its activities, and requires or requests the conversion of Conditional Convertible Bonds into shares in circumstances independent of the willingness of the issuer.

Capital structure inversion risk:

Contrary to the conventional capital hierarchy, investors in CoCos may incur a loss of capital that does not affect holders of shares. In certain scenarios, holders of CoCos will incur losses before holders of shares.

Call extension risk:

Most CoCos are issued in the form of instruments of a perpetual maturity, which are only repayable at predefined levels that have the approval of the competent authority. It cannot be assumed that perpetual CoCos will be called on the call date. CoCos are a type of permanent capital. It is possible that the investor may not receive the return on the principal on the expected repayment date or any given date.

Liquidity risk:

In certain circumstances, it may be difficult to find a buyer for CoCos and the seller may be obliged to accept a significant discount on the expected value of the bond in order to be able to sell it.

Sustainability risk:

Means an environmental, social or governance event or condition that, if it occurs, could cause a significant negative, material or potential, impact on the value of the investment. The Fund's investments are exposed to a sustainability risk that could have a significant negative impact on the value of the Fund. Consequently, the Manager identifies and analyses sustainability risks as part of their investment policy and investment decisions.

Risks associated with ESG criteria:

The integration of ESG and sustainability criteria into the investment process may exclude securities from certain issuers on non-investment grounds and, consequently, certain market opportunities that are available to funds that do not use ESG or sustainability criteria may not be available to the Sub-fund, and the Sub-fund's performance may at times be better or worse than that of comparable funds that do not use ESG or sustainability criteria. Asset selection may be based in part on a proprietary ESG rating process or on exclusion lists ("ban lists") which are partly based on third-party data. The lack of common or harmonised definitions and labels that incorporate ESG and sustainability criteria at EU level may cause managers to adopt different approaches when defining the ESG objectives and determining whether these objectives have been achieved by the funds they manage. This also means that it may be difficult to compare strategies that include ESG and sustainability criteria, given that the selection and weightings applied to the selected investments may, to some extent, be subjective or based on indicators that may share the same name, but whose underlying meanings are different. Investors are advised that the subjective value that they may or may not assign to certain types of ESG criteria may differ substantially from the Financial Manager's methodology. The lack of harmonised definitions may also result in certain investments not benefiting from preferential tax regimes or tax credit schemes, as a result of ESG criteria being valued differently than initially envisaged.

➤ **Guarantee or protection**

None.

➤ **Eligible subscribers and typical investor profile**

A EUR, A CHF (H), A USD (H), B EUR and B USD (H) shares: All investors.

CR EUR, CR GBP (H), CR USD (H) and CRD EUR shares: All subscribers; these shares may be marketed to retail investors (non-professional or professional) exclusively in the following cases:

- Subscription as part of independent advice provided by a financial advisor or regulated financial entity,
- Subscription as part of non-independent advice, with a specific agreement that does not authorise them to receive or retain trailer fees,
- Subscription by a financial entity regulated on behalf of its client as part of a management mandate.

In addition to the management fees charged by the Management Company, each financial advisor or regulated financial entity may be liable to pay the management or advisory fees incurred by each investor. The Management Company is not party to such agreements.

Shares are not registered for marketing in all countries. They are therefore not open to subscription for retail investors in all jurisdictions.

I EUR shares: Legal entities and institutional investors trading on their own behalf or on behalf of third parties as well as all shareholders who subscribed to the Sub-fund before 20/07/2018.

I CHF (H), J EUR, I USD (H), N EUR, NC EUR, O EUR and OC EUR shares: Legal entities and institutional investors trading on their own behalf or on behalf of third parties as well as shareholders who subscribed to the Sub-fund before 19/10/2018.

K EUR, J USD (H), J GBP (H) shares: Legal entities and institutional investors trading on their own behalf or on behalf of third parties as well as shareholders who subscribed to the Sub-fund before 12/02/2019.

R EUR shares: All subscribers; specifically intended to be marketed by the Distributors selected for this purpose by the Management Company.

This Sub-fund is specifically intended for investors who wish to maximise their bond investments through the active management of credit instruments issued by companies or institutions in the financial sector while being aware of the risks to which they are exposed; investors' attention is drawn to the risks inherent to this type of security, as described in the "Risk Profile" section.

The person in charge of checking compliance with the criteria on investor and purchaser capacity and ensuring that the latter have received the required information is the person tasked with the actual marketing of the SICAV.

The shares of this Sub-fund are not and will not be registered in the United States under the US Securities Act of 1933, as amended ("Securities Act 1933"), or under any other law of the United States. These shares may not be offered, sold or transferred to the United States (including its territories and possessions) or benefit, directly or indirectly, any US Person (as defined by Regulation S of the Securities Act 1933).

The Sub-fund may either subscribe to units or shares of target funds likely to participate in initial public offerings for US securities ("US IPOs") or directly participate in US initial public offerings ("US IPOs"). The Financial Industry Regulatory Authority (FINRA), in accordance with rules 5130 and 5131 of FINRA (the "Rules"), has decreed prohibitions regarding the eligibility of certain persons to participate in the allocation of US IPOs when the effective beneficiary(-ies) of such accounts are professionals in the financial services sector (including, among others, an owner or employee of a member of FINRA or a fund manager) (a "Restricted Person") or an executive officer or director of a US or non-US company that may be in a business relationship with a member of FINRA (an "Associated

Person”). The Sub-fund may not be offered or sold for the benefit or on behalf of a “US Person” as defined by “Regulation S” nor to investors considered as Restricted Persons or Associated Persons in relation to the FINRA Rules. Investors should consult their legal advisor if there are any doubts about their legal status.

The appropriate amount to invest in this sub-fund depends on your personal situation. To determine that amount, shareholders are encouraged to seek professional advice in order to diversify their investments and determine the proportion of their financial portfolio or assets to be invested in this Sub-fund, specifically in view of the recommended investment period and exposure to the aforementioned risks, and their personal wealth, needs and specific objectives. In all cases, shareholders must diversify their portfolio sufficiently to avoid being exposed solely to the risks of this Sub-fund.

Recommended investment period: more than 3 years

Procedures for determining and allocating income

<i>Distributable income</i>	<i>"A USD (H)", "A EUR", "A CHF (H)", "CR EUR", "CR GBP (H)", "CR USD (H)", "R EUR", "I EUR", "I CHF (H)", "I USD (H)", "K EUR", "N EUR" and "NC EUR" shares</i>	<i>"B USD (H)", "B EUR", "CRD EUR", "J EUR", "J GBP (H)", "J USD (H)" and "O EUR" shares</i>	<i>"OC EUR" shares</i>
Allocation of net income	Accumulation	Distribution	Mixed (accumulation and/or distribution and/or carried forward at the discretion of the Management Company)
Allocation of net realised gains or losses	Accumulation	Accumulation (in full or in part) or Distribution (in full or in part) or Carried forward (in full or in part), at the discretion of the Management Company	Accumulation (in full or in part) or Distribution (in full or in part) or Carried forward (in full or in part), at the discretion of the Management Company

Where distribution shares and mixed shares are concerned, the Sub-fund’s Management Company may decide to distribute one or more interim dividends on the basis of the financial positions certified by the Statutory Auditor.

➤ **Distribution frequency**

Accumulation shares: not applicable

Distribution shares and mixed shares: annual with possibility of interim dividends. The payment of distributable income takes place within a period of no more than five months following the end of the financial year and within one month for interim dividends following the date of the position certified by the auditor.

➤ **Share characteristics**

The Sub-fund has 21 share classes: “A CHF (H)”, “A EUR”, “A USD (H)”, “B EUR”, “B USD (H)”, “CR GBP (H)”, “CR EUR”, “CR USD (H)”, “CRD EUR”, “I CHF (H)”, “I EUR”, “I USD (H)”, “J GBP (H)”, “J EUR”, “J USD (H)”, “K EUR”, “N EUR”, “NC EUR”, “O EUR”, “OC EUR” and “R EUR” shares.

The A CHF (H) share is denominated in Swiss francs and expressed in shares or thousandths of a share.

The A EUR share is denominated in Euros and expressed in shares or thousandths of a share.

The A USD (H) share is denominated in US Dollars and expressed in shares or thousandths of a share.

The B EUR share is denominated in Euros and expressed in shares or thousandths of a share.

The B USD (H) share is denominated in US Dollars and expressed in shares or thousandths of a share.

The CR EUR share is denominated in Euros and expressed in shares or thousandths of a share.

The CR GBP (H) share is denominated in pounds sterling and expressed in shares or thousandths of a share.

The CR USD (H) share is denominated in US dollars and expressed in shares or thousandths of a share.

The CRD EUR share is denominated in Euros and expressed in shares or thousandths of a share.

The I CHF (H) share is denominated in Swiss francs and expressed in shares or thousandths of a share.

The I EUR share is denominated in Euros and expressed in shares or thousandths of a share.

The I USD (H) share is denominated in US Dollars and expressed in shares or thousandths of a share.
 The J EUR share is denominated in Euros and expressed in shares or thousandths of a share.
 The J GBP (H) share is denominated in pounds sterling and expressed in shares or thousandths of a share.
 The J USD (H) share is denominated in US Dollars and expressed in shares or thousandths of a share.
 The K EUR share is denominated in Euros and expressed in shares or thousandths of a share.
 The N EUR share is denominated in Euros and expressed in shares or thousandths of a share.
 The NC EUR share is denominated in Euros and expressed in shares or thousandths of a share.
 The O EUR share is denominated in Euros and expressed in shares or thousandths of a share.
 The OC EUR share is denominated in Euros and expressed in shares or thousandths of a share.
 The R EUR share is denominated in Euros and expressed in shares or thousandths of a share.

➤ **Subscription and redemption procedures**

Date and frequency of net asset value calculation:

Daily, with the exception of public holidays and days on which the French markets are closed (according to the official Euronext Paris S.A. calendar)

Initial net asset value:

A CHF (H) shares: CHF 106.34
 A EUR shares: €136.77
 A USD (H) share: USD 116.32
 B EUR shares: €127.78
 B USD (H) shares: USD 100
 CR EUR shares: €95.91
 CR GBP (H) shares: GBP 97.25
 CR USD (H) shares: USD 100
 CRD EUR shares: €100
 I CHF (H) shares: CHF 108.15
 I EUR shares: €176.72
 I USD (H) shares: USD 122.96
 J EUR shares: €101.14
 J GBP (H) shares: GBP 100
 J USD (H) shares: USD 100
 K EUR shares: €98.83
 N EUR shares: €1143.31
 NC EUR shares: €101.28
 O EUR shares: €100
 OC EUR shares: €93.08
 R EUR shares: €98.67

Minimum initial subscription:

A CHF (H) shares: 1 Share
 A EUR shares: 1 Share.
 A USD (H) share: 1 Share.
 B EUR shares: 1 Share.
 B USD (H) shares: 1 Share.
 CR EUR shares: 1 Share.
 CR GBP (H) shares: 1 Share.
 CR USD (H) shares: 1 Share.
 CRD EUR shares: 1 Share.
 I CHF (H) shares: 500,000 Swiss francs.
 I EUR shares: €500,000
 I USD (H) shares: USD 500,000.
 J EUR shares: €500,000.
 J GBP (H) shares: 500,000 pounds sterling.
 J USD (H) shares: USD 500,000.
 K EUR shares: €500,000
 N EUR shares: €10,000,000
 NC EUR shares: €10,000,000
 O EUR shares: €10,000,000
 OC EUR shares: €10,000,000
 R EUR shares: 1 Share.

Minimum subsequent subscriptions:

A CHF (H) shares: 1 thousandth of a share.
 A EUR shares: 1 thousandth of a share.
 A USD (H) share: 1 thousandth of a share.
 B EUR shares: 1 thousandth of a share.
 B USD (H) shares: 1 thousandth of a share.
 CR EUR shares: 1 thousandth of a share.
 CR GBP (H) shares: 1 thousandth of a share.
 CR USD (H) shares: 1 thousandth of a share.
 CRD EUR shares: 1 thousandth of a share.
 I CHF (H) shares: 1 thousandth of a share.
 I EUR shares: 1 thousandth of a share.
 I USD (H) shares: 1 thousandth of a share.
 J EUR shares: 1 thousandth of a share.
 J GBP (H) shares: 1 thousandth of a share.
 J USD (H) shares: 1 thousandth of a share.
 K EUR shares: 1 thousandth of a share.
 N EUR shares: 1 thousandth of a share.
 NC EUR shares: 1 thousandth of a share.
 O EUR shares: 1 thousandth of a share.
 OC EUR shares: 1 thousandth of a share.
 R EUR shares: 1 thousandth of a share.

Subscription and redemption procedures:

Orders are executed in accordance with the table below.

Subscription and redemption conditions are expressed in business days.

D is the net asset value calculation day:

Clearing of subscription orders	Clearing of redemption orders	Date of order execution	Publication of the net asset value	Settlement of subscriptions	Settlement of redemptions
D, before 12:30 p.m.	D, before 12:30 p.m.	D	D+1	D+3	D+3*

In the event of the dissolution of the Fund, redemptions will be settled within a maximum of five business days

The Management Company has implemented a method of adjusting the Sub-fund's net asset value known as Swing Pricing. This mechanism is described in Section VII of the prospectus: "Asset valuation rules".

Redemption gates:

The Management Company may introduce redemption gates, which, in exceptional circumstances and provided they are in the interests of shareholders or the general public, enable redemption requests to be spread across several NAV (net asset value) dates once they exceed a given threshold.

Description of the method:

Once an objectively predetermined threshold of redemptions is reached on a particular NAV date, the Management Company may decide not to carry out all redemption requests on that NAV date. To establish this threshold, the Management Company takes into account the frequency of NAV calculation for the Sub-fund, the Sub-fund's management strategy and the liquidity of the assets in its portfolio.

The Management Company may apply redemption gates to the Sub-fund when the threshold of 5% of the net assets is reached. As the Sub-fund has multiple share classes, the trigger threshold will be the same for all of its share classes. This threshold of 5% takes into account cleared redemptions across all of the Sub-fund's assets, rather than being applied by share class.

The trigger threshold for the gates is based on the relationship between:

- the difference, on any given clearing date, between the total value of the redemptions and the total value of the subscriptions; and
- net assets of the Sub-fund

When redemption requests exceed the trigger threshold of the redemption gates, the Sub-fund may nevertheless decide to honour redemption requests made beyond the predetermined threshold, by partially or fully executing the orders that could have been blocked.

For example, if the total volume of share redemption requests is 10% of the Sub-fund's net assets while the trigger threshold is set at 5% of the net assets, the SICAV may decide to honour redemption requests for up to 8% of the net assets, executing 80% of the redemption requests instead of the 50% it would execute if the 5% threshold was strictly applied.

Redemption gates may only be applied on a maximum of 20 NAV dates over 3 months.

Notifying shareholders:

When redemption gates are applied, shareholders of the Sub-fund will be notified by any means via the website <https://funds.edram.com>.

Shareholders of the Sub-fund whose redemption orders will not be executed will be informed individually as soon as possible.

Processing unexecuted orders:

While redemption gates are in operation, redemption orders will be executed in the same proportions for shareholders of the Sub-fund who have made a redemption request on a given NAV date.

The unexecuted part of the redemption order will not be given priority over subsequent redemption requests. Unexecuted parts of redemption orders are automatically postponed and may not be revoked by shareholders of the Sub-fund.

Exemption from redemption gates:

Subscription and redemption transactions on the same NAV date, for the same number of shares and by a single shareholder or beneficial owner (transactions known as "round trips") are exempt from redemption gates. This exemption also applies to switches from one share class to another share class, on the same NAV date, for the same value and by a single shareholder or beneficial owner.

Subscriptions and redemptions of "A CHF (H)", "A EUR", "A USD (H)", "B EUR", "B USD (H)", "CR GBP (H)", "CR EUR", "CR USD (H)", "CRD EUR", "I CHF (H)", "I EUR", "I USD (H)", "J GBP (H)", "J EUR", "J USD (H)", "K EUR", "N EUR", "NC EUR", "O EUR", "OC EUR" and "R EUR" shares are executed in amounts or in shares or thousandths of a share.

A switch from one share class to another share class within this Sub-fund or another Sub-fund of the SICAV is treated as a redemption transaction followed by a new subscription. Consequently, the tax system applicable to each subscriber depends on the tax provisions applicable to the subscriber's individual situation and/or the investment jurisdiction of the SICAV. In case of uncertainty, subscribers should contact their adviser to obtain information about the tax regime applicable to them.

Unitholders are advised that orders sent to institutions responsible for receiving subscription and redemption orders must take into account the deadline for centralising orders that is applied to the transfer agent, Edmond de Rothschild (France). Consequently, the other institutions named may apply their own earlier deadline, in order to take into account transfer times to Edmond de Rothschild (France).

Place and method of publication of net asset value:

The Sub-fund's net asset value can be obtained from the Management Company:
EDMOND DE ROTHSCHILD ASSET MANAGEMENT (France)
47, rue du Faubourg Saint-Honoré – 75401 Paris Cedex 08, France

➤ **Charges and fees**

Subscription and redemption fees:

Subscription and redemption fees increase the subscription price paid by the investor or reduce the redemption price. The fees payable to the sub-fund serve to offset the charges incurred by the sub-fund when investing and divesting investors' monies. Fees which are not paid to the UCITS are paid to the Management Company, promoter, etc.

Fees payable by the investor on subscriptions and redemptions	Basis	Rate scale
Subscription fee not payable to the Sub-fund EdR SICAV - Financial Bonds	Net asset value x Number of shares	A CHF (H) shares: maximum 1%
		A EUR shares: maximum 1%
		A USD (H) share: maximum 1%
		B EUR shares: maximum 1%
		B USD (H) shares: maximum 1%
		CR EUR shares: maximum 1%
		CR GBP (H) shares: maximum 1%
		CR USD (H) shares: maximum 1%
		CRD EUR shares: maximum 1%
		I CHF (H) shares: None
		I EUR shares: None
		I USD (H) shares: None
		J EUR shares: None
		J GBP (H) shares: None
		J USD (H) shares: None
		Subscription fee payable to Sub-fund EdR SICAV - Financial Bonds
Redemption fee not payable to the Sub-fund EdR SICAV - Financial Bonds	Net asset value x Number of shares	All classes of shares: None
Redemption fee payable to Sub-fund EdR SICAV - Financial Bonds	Net asset value x Number of shares	All classes of shares: None

Operating and management charges:

These charges cover all costs charged directly to the sub-fund, with the exception of transaction charges.

Transaction charges include intermediary charges (brokerage fees, local taxes, etc.) as well as any transaction fees, if applicable, that may be charged by the Custodian and the Management Company, in particular.

The following fees may be charged on top of management and administration fees:

- Performance fees.
- Transaction fees charged to the Sub-fund.
- Fees linked to temporary purchases and sales of securities, if applicable.

The Management Company is required to pay a share of the UCI's financial management fees as remuneration to intermediaries such as investment companies, insurance companies, management companies, marketing intermediaries, distributors or distribution platforms who have signed an agreement on distributing, investing UCI equities or forming relationships with other investors. This remuneration is variable, and depends on the business relationship with the intermediary and on the improvement in the quality of services provided to the client, which can be justified by the recipient of this remuneration. This remuneration may be fixed or calculated based on the

net assets subscribed as a result of the intermediary's actions. The intermediary may or may not be a member of the Edmond de Rothschild group. In accordance with the applicable regulations, each intermediary will provide the customer with any useful information on costs and fees, as well as their remuneration.

For more details regarding ongoing charges invoiced to the investor, please refer to the Key Information Documents (KIDs).

Fees charged to the SICAV	Basis	Rate and scale
Financial management fees	Net assets of the sub-fund	A CHF (H) shares: Maximum 1.15% incl. taxes
		A EUR share: Maximum 1.15% incl. taxes
		A USD (H) share: Maximum 1.15% incl. taxes
		B EUR shares: Maximum 1.15% incl. taxes
		B USD (H) shares: Maximum 1.15% incl. taxes
		CR EUR shares: Maximum 0.80% incl. taxes
		CR GBP (H) shares: Maximum 0.80% incl. taxes
		CR USD (H) shares: Maximum 0.80% incl. taxes
		CRD EUR shares: Maximum 0.80% incl. taxes
		I CHF (H) share: Maximum 0.55% incl. taxes
		I EUR share: Maximum 0.55% incl. taxes
		I USD (H) shares: Maximum 0.55% incl. taxes
		J EUR share: Maximum 0.55% incl. taxes
		J GBP (H) shares: Maximum 0.55% incl. taxes
		J USD (H) shares: Maximum 0.55% incl. taxes
		K EUR shares: Maximum 0.75% incl. taxes
		N EUR shares: Maximum 0.40% incl. taxes
		NC EUR shares: Maximum 0.55% incl. taxes
		O EUR shares: Maximum 0.40% incl. taxes*
		OC EUR shares: Maximum 0.55% incl. taxes
R EUR shares: Maximum 1.40% incl. taxes		
Administrative costs external to the Management Company**, particularly custodian, appraiser and statutory auditor fees, etc.	Net assets of the sub-fund	A CHF (H) shares: Maximum 0.10% incl. taxes
		A EUR share: Maximum 0.10% incl. taxes
		A USD (H) share: Maximum 0.10% incl. taxes
		B EUR shares: Maximum 0.10% incl. taxes
		B USD (H) shares: Maximum 0.10% incl. taxes
		CR EUR shares: Maximum 0.10% incl. taxes
		CR GBP (H) shares: Maximum 0.10% incl. taxes
		CR USD (H) shares: Maximum 0.10% incl. taxes
		CRD EUR shares: Maximum 0.10% incl. taxes
		I CHF (H) share: Maximum 0.10% incl. taxes
		I EUR share: Maximum 0.10% incl. taxes
		I USD (H) shares: Maximum 0.10% incl. taxes
		J EUR share: Maximum 0.10% incl. taxes
		J GBP (H) shares: Maximum 0.10% incl. taxes
		J USD (H) shares: Maximum 0.10% incl. taxes
		K EUR shares: Maximum 0.10% incl. taxes

		N EUR shares: Maximum 0.10% incl. taxes
		NC EUR shares: Maximum 0.10% incl. taxes
		O EUR shares: Maximum 0.10% incl. taxes
		OC EUR shares: Maximum 0.10% incl. taxes
		R EUR shares: Maximum 0.10% incl. taxes
Transaction fees paid to service providers: Custodian: between 0% and 50% Management Company: between 50% and 100%	Deducted from each transaction	On the transactions: Max. 0.24% incl. taxes* for non-equity transactions and max. 0.60% incl. taxes* for equity and similar financial instrument transactions On coupon redemptions: Maximum 1.20% incl. taxes
Performance fee (1)	Net assets of the sub-fund	A CHF (H) shares: 20% per year of outperformance compared with the benchmark index made up of 80% ICE BofA Euro Financial (hedged in CHF) + 20% ICE BofA Contingent Capital (hedged in CHF), coupons reinvested.
		A EUR shares: 20% per year of outperformance compared with the benchmark index comprised of 80% ICE BofA Euro Financial + 20% ICE BofA Contingent Capital (hedged in EUR), coupons reinvested.
		A USD (H) shares: 20% per year of outperformance compared with the benchmark index comprised of 80% ICE BofA Euro Financial (hedged in USD) + 20% ICE BofA Contingent Capital (hedged in USD), coupons reinvested.
		B EUR shares: 20% per year of outperformance compared with the benchmark index comprised of 80% ICE BofA Euro Financial + 20% ICE BofA Contingent Capital (hedged in EUR), coupons reinvested.
		B USD (H) shares: 20% per year of outperformance compared with the benchmark index comprised of 80% ICE BofA Euro Financial (hedged in USD) + 20% ICE BofA Contingent Capital (hedged in USD), coupons reinvested.
		CR EUR shares: 20% per year of outperformance compared with the benchmark index comprised of 80% ICE BofA Euro Financial + 20% ICE BofA Contingent Capital (hedged in EUR), coupons reinvested.
		CR GBP (H) shares: 20% per year of performance compared with the benchmark index comprised of 80% ICE BofA Euro Financial (hedged in GBP) + 20% ICE BofA Contingent Capital (hedged in GBP), coupons reinvested.
		CR USD (H) shares: 20% per year of outperformance compared with the benchmark index comprised of 80% ICE BofA Euro Financial (hedged in USD) + 20% ICE BofA Contingent Capital (hedged in USD), coupons reinvested.

		CRD EUR shares: 20% per year of outperformance compared with the benchmark index comprised of 80% ICE BofA Euro Financial + 20% ICE BofA Contingent Capital (hedged in EUR), coupons reinvested.
		I CHF (H) shares: 20% per year of outperformance compared with the benchmark index comprised of 80% ICE BofA Euro Financial (hedged in CHF) + 20% ICE BofA Contingent Capital (hedged in CHF), coupons reinvested.
		I EUR shares: 20% per year of outperformance compared with the benchmark index comprised of 80% ICE BofA Euro Financial + 20% ICE BofA Contingent Capital (hedged in EUR), coupons reinvested.
		I USD (H) shares: 20% per year of outperformance compared with the benchmark index comprised of 80% ICE BofA Euro Financial (hedged in USD) + 20% ICE BofA Contingent Capital (hedged in USD), coupons reinvested.
		J EUR shares: 20% per year of outperformance compared with the benchmark index comprised of 80% ICE BofA Euro Financial + 20% ICE BofA Contingent Capital (hedged in EUR), coupons reinvested.
		J GBP (H) shares: 20% per year of outperformance compared with the benchmark index comprised of 80% ICE BofA Euro Financial (hedged in GBP) + 20% ICE BofA Contingent Capital, coupons reinvested
		J USD (H) shares: 20% per year of outperformance compared with the benchmark index comprised of 80% ICE BofA Euro Financial (hedged in USD) + 20% ICE BofA Contingent Capital (hedged in USD), coupons reinvested.
		K EUR shares: None
		N EUR shares: 20% per year of outperformance compared with the benchmark index comprised of 80% ICE BofA Euro Financial + 20% ICE BofA Contingent Capital (hedged in EUR), coupons reinvested.
		NC EUR shares: None
		O EUR shares: 20% per year of outperformance compared with the benchmark index comprised of 80% ICE BofA Euro Financial + 20% ICE BofA Contingent Capital (hedged in EUR), coupons reinvested.
		OC EUR shares: None
		R EUR shares: 20% per year of outperformance compared with the benchmark index comprised of 80% ICE BofA Euro Financial + 20% ICE BofA Contingent Capital (hedged in EUR), coupons reinvested.

*Including all taxes.

For this activity, the Management Company has not opted for VAT

** In the event of an increase in administrative fees external to the Management Company of 0.10% (incl. taxes) or less per annum, the Management Company may inform shareholders of the Sub-fund by any means. In the event of an increase of more than 0.10% (incl. taxes) per annum, shareholders will be informed individually and offered the chance to redeem their shares free of charge.

(1) Performance fee

Performance fees are payable to the Management Company in accordance with the following procedures:

Benchmark index: 80% ICE BofA Euro Financial + 20% ICE BofA Contingent Capital (hedged in EUR).

The outperformance fee is calculated by comparing the sub-fund's share performance with that of an indexed reference asset. The indexed reference asset reproduces the performance of the benchmark index, adjusted for subscriptions, redemptions and, where applicable, dividends.

When the share outperforms its benchmark index, a provision of 20% will be applied to its outperformance.

In cases where the sub-fund's share outperforms that of its benchmark index over the reference period—even if the share has had a negative performance—a performance fee may be charged.

A performance fee may be charged in the event that the absolute performance of the share over its reference period is negative.

A provision for performance fees will be made each time the net asset value is calculated.

When shares are redeemed, the Management Company receives the portion of the performance fee corresponding to the shares redeemed.

In the event of under-performance, the performance fee provision will be reduced by reversing the provision. The reversal cannot be more than the provision.

The reference period for calculating the performance fee will end on the last net asset value date in September.

This performance fee is payable annually after the last net asset value for the reference period is calculated.

The reference period is a minimum of one year. The first reference period shall run from the date of creation of the share to the end date of the first reference period, ensuring compliance with the minimum term of one year.

At the end of the reference period, if the performance of the share is less than that of its benchmark index over the reference period, the fee will not be paid and the reference period will be extended by one year. The reference period may be extended four times.

At the end of a reference period of five years or more, if the performance of the share is less than that of its benchmark index, the reference period shall not be extended. A new reference period shall then be established, beginning at the end of the previous reference period.

At the end of a reference period:

- If the difference between the NAV of the share and its target NAV is positive, a performance fee will be implemented and charged. This NAV becomes the new reference NAV;

- If the difference between the NAV of the share and its target NAV is negative, a performance fee will not be implemented or charged and:

- if the share has a reference period of less than five years, it will be extended by one year. The reference NAV then remains unchanged.

- when the reference period is five years or more, this will end and the NAV at the end of this reference period will become its new reference NAV.

Calculation method

Amount of provision = MAX (0; NAV(t) – Target NAV(t)) x performance fee rate

NAV (t): net assets as at date t

Reference NAV: last net asset value of the previous reference period

Reference date: date of reference NAV

Target NAV(t) = Reference NAV x (benchmark index value on date t/benchmark index value on the Reference Date) adjusted for subscriptions, redemptions and dividends.

Examples:

The examples below are based on the assumption of zero subscriptions, redemptions and dividends.

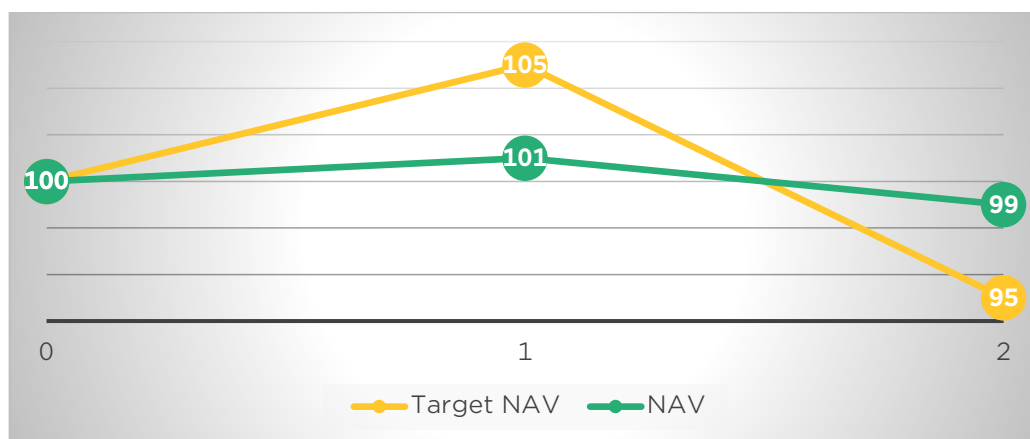
Example 1:

Period	0	1	2
Target NAV	100	105	95
NAV	100	101	99
Basis of calculation: NAV-Target NAV		-4	4

Period	Combined share performance *	Combined index performance *	Combined relative performance*	Share performance in previous year	Index performance in previous year	Relative performance in previous year	Charged fee**	Renewed/extended period
0-1	1	5	-4	1	5	-4	No	Extension
0-2	-1	-5	4	-2	-10	8	Yes	Renewal

*from start of reference period

** of outperformance



0–1 period: The NAV for the reference period is less than the Target NAV (101 versus 105, differential/relative performance from start of reference period -4). No performance fee is therefore charged and the initial one-year reference period is extended by an additional year. The reference NAV is unchanged.

0–2 period: The NAV for the reference period is higher than the Target NAV (99 versus 95, differential/relative performance from start of reference period of 4). Absolute performance from the start of the reference period is negative (end of reference period NAV: 99<NAV start of reference period:100). A performance fee is charged, its basis of calculation is equal to the combined relative performance since the start of the reference period (4). Its amount is equal to the basis of calculation multiplied by the performance fee rate. The reference period is renewed and a new reference NAV is set at 99.

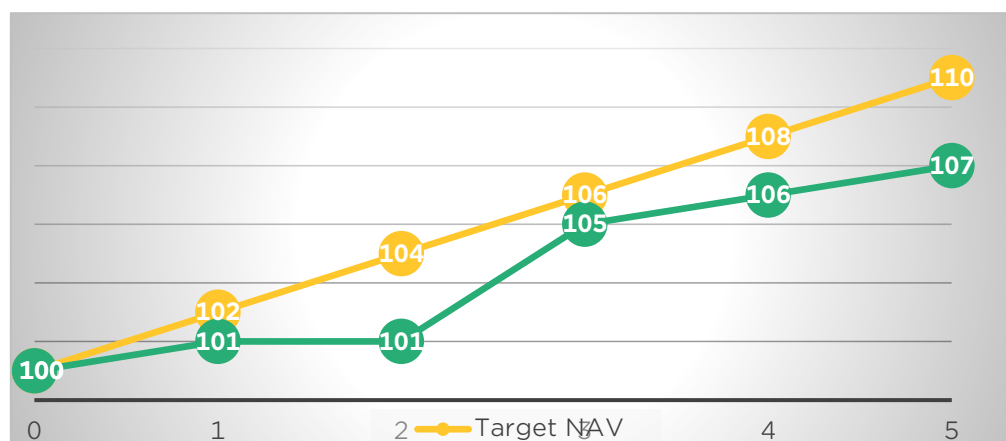
Example 2:

Period	0	1	2	3	4	5
Target NAV	100	102	104	106	108	110
NAV	100	101	101	105	106	107
Basis of calculation: NAV-Target NAV		-1	-3	-1	-2	-3

Period	Combined share performance*	Combined index performance*	Combined relative performance*	Share performance in previous year	Index performance in previous year	Relative performance in previous year	Application of a fee	Renewed/extended period
0–1	1	2	-1	1	2	-1	No	Extension
0–2	1	4	-3	0	2	-2	No	Extension
0–3	5	6	-1	4	2	2	No	Extension
0–4	6	8	-2	1	2	-1	No	Extension
0–5	7	10	-3	1	2	-1	No	Renewal

*from start of reference period

** of outperformance



0–1 and 0–2 period: The absolute performance generated over the period is positive (NAV>reference NAV) but the relative performance is negative (NAV<Target NAV). No performance fee is charged. The reference period is extended by one year at the end of the first year and by an additional year at the end of the second year. The reference NAV is unchanged.

0–3 period: The absolute performance generated over the period is positive (5) and the relative performance generated over the year is positive (4) but the cumulative relative performance since the start of the reference period (0–3) is negative (-1). Therefore, no performance fee is charged. The reference period is extended by an additional year. The reference NAV is unchanged.

0–4 period: Negative relative performance over the period, no performance fee, the reference period is extended again by an additional year for the fourth and last time. The reference NAV is unchanged.

0–5 period: Negative relative performance over the period, no performance fee is charged, reference period renewed, since the reference period has already been extended four times. A new reference NAV is set at 107.

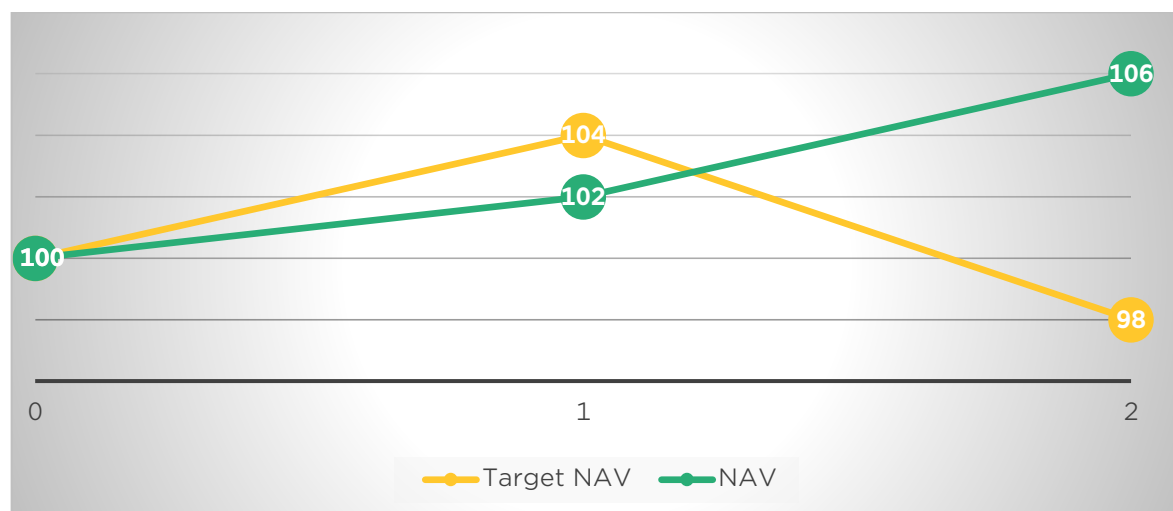
Example 3:

PERIOD	0	1	2
TARGET NAV	100	104	98
NAV	100	102	106
BASIS OF CALCULATION: NAV-TARGET NAV		-2	8

Period	Combined share performance*	Combined index performance*	Combined relative performance*	Share performance in previous year	Index performance in previous year	Relative performance in previous year	Application of a fee	Renewed/extended period
0–1	2	4	-2	2	4	-2	No	Extension
0–2	6	-2	8	4	-6	10	Yes	Renewal

*from start of reference period

** of outperformance



0–1 period: Positive absolute performance but underperformance of -2 (102–104) over the reference period. No performance fee is charged. The reference period is extended by one year. The reference NAV is unchanged.

0–2 period: Positive absolute performance and outperformance of 8 (106–98). A performance fee is therefore charged with a basis of calculation of 8. The reference period is renewed, a new reference NAV is set at 106.

Fees linked to research, as defined by Article 314-21 of the AMF General Regulation, may be charged to the SICAV, up to the value of 0.01% of its net assets.

Any retrocession of management fees for the underlying UCIs and investment funds collected by the Sub-fund EdR SICAV - Financial Bonds will be repaid to the Sub-fund. The rate of management fees applicable to the underlying UCIs and investment funds will be valued by taking into account any retrocessions collected by the Sub-fund.

In the exceptional case that a sub-custodian applies an unanticipated transaction fee not set out in the terms and conditions above, with regard to a specific transaction, a description of the transaction and the transaction fees charged will be specified in the management report of the SICAV.

Shareholders can find out more information in the SICAV's annual report.

Procedure for selecting intermediaries:

In accordance with the AMF General Regulation, the Management Company has established a Best Selection/Best Execution policy for intermediaries and counterparties.

The purpose of this policy is to select, according to various predetermined criteria, the brokers and intermediaries whose execution policy will achieve the best possible results when executing orders. The Edmond de Rothschild Asset Management (France) Policy is available on its website: www.edram.fr.

Calculation and allocation of the proceeds resulting from temporary purchases and sales of securities and any equivalent transaction under foreign law:

Repurchase agreements are conducted through Edmond de Rothschild (France) according to the prevailing market conditions at the time of the transaction.

The operating costs and expenses linked to these transactions are borne by the Sub-fund. Income generated by these transactions is paid in full to the Sub-fund.

Calculation and allocation of the proceeds resulting from total return swaps (TRS) and any equivalent transaction under foreign law:

The operating costs and expenses linked to these transactions are borne by the Sub-fund. Income generated by these transactions is paid in full to the Sub-fund.

EdR SICAV – Tricolore Convictions
--

➤ **Date created**

The Sub-fund was approved by the French financial markets authority on 7 December 2018.

The Sub-fund was created on 8 March 2019 through the merger of the following fund:

- Edmond de Rothschild Tricolore Convictions created 4 December 1998

➤ **ISIN code**

A EUR shares:	FR0010588343
A USD shares:	FR0010998179
B EUR shares:	FR0010588350
I EUR shares:	FR0010594325
K EUR shares:	FR0010705145
R EUR shares:	FR0010594333

➤ **Specific tax regime**

Eligible for the PEA (French equity savings plan).

➤ **Classification**

Equities from Eurozone countries

➤ **Exposure to other foreign UCITS, AIFs or investment funds**

Up to 10% of its net assets.

➤ **Management objective**

The Sub-fund aims to outperform its benchmark index, the SBF 120 NR (Net Return), over a recommended investment horizon of more than five years by investing in predominantly French companies whose financial, non-financial and valuation characteristics indicate that they are likely to perform strongly.

These companies will be selected on the basis of an analysis that combines financial profitability and compliance with non-financial criteria.

The Sub-fund is actively managed, which means that the Manager makes investment decisions with the aim of achieving the Sub-fund's objective and investment policy. This active management includes taking decisions related to asset selection, regional allocation, sectoral views and overall market exposure. The Sub-fund's investment universe consists of all French stocks with a market capitalisation of more than €300 million that have been subjected to a non-financial analysis.

➤ **Benchmark index**

The management objective is not expressed in relation to a benchmark. However, for information purposes, the Sub-fund's performance may be compared to the SBF 120 NR (Net Return) index, net dividends reinvested, expressed in Euros for shares issued in Euros and in US dollars for shares issued in US dollars. This index comprises the Paris Stock Exchange's 120 largest stocks in terms of capitalisation.

EURONEXT (website: www.euronext.com/fr), the administrator responsible for the benchmark index SBF 120, is included in the register of administrators and benchmark indices held by ESMA.

In accordance with Regulation (EU) 2016/1011 of the European Parliament and of the Council of 8 June 2016, the Management Company has a procedure in place for monitoring the benchmark indices used, which sets out the action to be taken in the event that an index materially changes or ceases to be provided.

➤ **Investment strategy**

. Strategies used:

The Sub-fund implements an active stock-picking management strategy, selecting equities listed in an investment universe comprising mainly French stocks.

At least 75% of the assets will be invested in European equities and other securities eligible for the PEA (French equity savings plan), with at least 65% in eurozone equities and a maximum of 10% in equities outside the eurozone.. Equities from outside of France will not exceed 25% of the net assets.

The portfolio's investment universe (initial investment universe) consists of all French stocks with a market capitalisation of more than €300 million that have been subjected to a non-financial analysis (detailed below). The investable universe is the investment universe after elimination of the worst 20% of issuers as determined by the non-financial analysis.

The Sub-fund's management philosophy is to invest in companies whose strategic and operational choices are guided by overall performance – economic and financial, environmental, social-societal and governance-related – gaining the respect and trust of their internal and external stakeholders.

Securities are selected based on the combined use of financial criteria as well as non-financial criteria, in order to meet the requirements with regard to Socially Responsible Investment.

A- Analysis of financial criteria:

The securities universe in which the Sub-fund invests comprises the shares of companies whose capitalisation is generally greater than €300 million.

External analysts' reports are used to assist managers in conducting their own research on a limited number of securities included in the investment scope. The choice of external analysts is subject to a selection procedure defined by the Management Company.

Securities chosen in this way are then subject to quantitative and qualitative analysis. The Manager will then select stocks based on:

- their prospects for growth in their activities, earnings or cash flow generation
- and/or their undervaluation
- and/or the attractiveness of their dividend yields

B- Analysis of non-financial criteria

This analysis is designed to allow securities to be selected based on the Management Company's own ESG rating grid, which classifies securities according to the Environment, Social, and Governance criteria listed below:

Environment: energy consumption, greenhouse gas emissions, water, waste, pollution, environmental management strategy, green impact;

Social: quality of employment, human resources management, social impact, health and safety;

Governance: structure of governance bodies, remuneration policy, audit and internal control, shareholder interest.

The SRI ratings model was formulated:

- using a Best-in-Universe approach, i.e. by favouring the best-performing companies regardless of their financial rating, size, or sector.
- using differentiated weightings for the three ESG pillars for each sector depending on its specific challenges: this means that the three non-financial pillars are allocated a greater or lesser weighting depending on the sector in question, which results in a different weighting for each of the three pillars. For example, a chemical company will be more affected by environmental issues whereas, for a company in the business services sector, a greater weighting will be placed on social factors.

At least 90% of portfolio companies receive either an internal ESG rating or a rating provided by an external rating agency.

To determine if the company analysed embodies the characteristics of a responsible and sustainable company as defined by the Management Company, the latter carries out research to produce an internal ESG rating on a seven-point scale ranging from AAA to CCC. This rating is an aggregation of the results scored against the various ESG criteria in the rating grid determined by the analysts.

In the absence of an internal rating, the Manager uses an ESG rating provided by the external rating provider used by the Management Company.

The external rating agency used by the Management Company may not use the same rating method as the proprietary rating calculation approach. The Manager predominantly selects stocks that have a proprietary rating for the portfolio. In general, the Manager is responsible for selecting securities that comply with the non-financial criteria that are most suited to the Management Company's approach.

Once this process has been applied, the investment universe will be reduced by 20% by eliminating the poorer non-financial ratings.

Furthermore, the securities selection process also includes negative screening to exclude companies that contribute to the production of controversial weapons in compliance with international conventions in this area as well as companies that are exposed to activities related to thermal coal, unconventional fossil fuels or tobacco in accordance with the exclusion policy of Edmond de Rothschild Asset Management (France), which is available on its website. This negative screening helps mitigate sustainability risk.

If an issuer's external ESG rating deteriorates, affecting the portfolio's ESG limits, the Management Company must conduct a detailed analysis of that issuer in order to determine whether it can be retained or whether it should be sold as soon as possible, in the interests of the investors.

The Sub-fund promotes environmental, social and governance (ESG) criteria within the meaning of Article 8 of Regulation (EU) 2019/2088, known as the "Disclosure Regulation" or "SFDR", and is subject to sustainability risk as defined in the Risk Profile section of the prospectus.

The Sub-fund integrates sustainability risk and takes into account the main negative impacts in its investment decisions.

As part of its proprietary ESG analysis method, Edmond de Rothschild Asset Management (France) takes into account, to the extent that data is available, the eligibility share and alignment with the taxonomy regarding the proportion of the turnover that is considered to be green or the investments aligned with this. We take into account the figures published by businesses or estimated by external service providers. We always consider the environmental impact, according to sectoral specificities. The carbon footprint on relevant parameters, the company's climate strategy and greenhouse gas reduction goals can also be analysed, as well as the environmental added value of products or services, eco-design etc.

The "causing no significant harm" principle only applies to investments underlying the financial product that take into account the environmental criteria of the European Union in terms of sustainable economic activities. The investments underlying the remaining portion of this financial product do not take into account the environmental criteria of the European Union in terms of sustainable economic activities.

As it is currently unable to provide reliable data for evaluating the share of its investments that are eligible for or aligned with the EU Taxonomy Regulation, at this stage, the Sub-fund is not able to fully and accurately calculate the underlying investments that qualify as environmentally sustainable in the form of a minimum alignment percentage in accordance with a strict interpretation of Article 3 of the aforementioned regulation.

Currently, the sub-fund does not aim to make investments that contribute to environmental objectives focused on mitigating climate change and/or adapting to climate change.

Therefore, the percentage of investments aligned with the Taxonomy is currently 0%.

The Manager identifies financial and non-financial problems with the companies in the portfolio that may be subject to traceable engagement and dialogue procedures. These procedures make it possible to maximise the potential for additional stock market appreciation associated with the engagement by following the financial or non-financial dynamics of the companies.

. Assets:Equities:

The Sub-fund implements an active stock-picking management strategy, selecting equities listed in an investment universe comprising mainly French stocks.

At least 75% of the assets will be invested in European equities and other securities eligible for the PEA (French equity savings plan), with at least 65% in eurozone equities and a maximum of 10% in equities outside the eurozone. Equities from outside of France will not exceed 25% of the net assets.

Debt securities and money market instruments:

The portfolio's overall exposure to debt securities and money-market instruments may represent up to 25% of the portfolio for the purposes of cash management.

The instruments will be selected using the steps for identifying stocks that comply with the previously mentioned non-financial criteria.

For cash management purposes, the Sub-fund's assets may comprise Euro-denominated debt securities or bonds. Such instruments, which have a residual term of less than three months, shall be issued without restriction in terms of the allocation between public and private debt, by sovereign states, assimilated institutions or entities with a short-term rating of A2 or higher, as awarded by Standard & Poor's or any other equivalent rating awarded by another independent agency, or have an equivalent internal rating from the Management Company.

The selection of securities is not based automatically and exclusively on the rating criterion. It is mainly based on an internal analysis. Prior to each investment decision, the Management Company analyses each security on criteria other than its rating. In the event that an issuer in the "High Yield" (speculative securities for which the risk of issuer default is higher) class has their rating downgraded, the Management Company must conduct a detailed analysis in order to decide whether to sell or retain the security, so as to maintain the rating objective. In the event that a security in the High Yield category has its rating downgraded, i.e. speculative securities for which the risk of issuer default is higher (securities with a rating below BBB- or whose short-term rating is below or equal to A-3 according to Standard & Poor's or an equivalent agency or an equivalent internal rating from the Management Company), the Management Company must conduct a detailed analysis in order to decide whether to sell or retain the security, so as to maintain the rating objective.

Shares or units of other French undertakings for collective investment or other foreign UCITS, AIFs or investment funds:

The Sub-fund may hold up to 10% of its assets in units or shares of French or foreign UCITS or French AIFs, regardless of their classification, in order to diversify exposure to other asset classes, including exchange-traded funds (ETFs), or money market or bond funds specifically in order to invest cash.

Within this 10% limit, the Sub-fund may also invest in shares or units of foreign AIFs and/or foreign investment funds that meet the regulatory eligibility criteria.

These UCIs and investment funds may be managed by the Management Company or by an affiliated company.

The units or shares of the selected UCIs will not be subject to a non-financial analysis.

Derivatives:

The Sub-fund may use financial contracts traded on French organised markets, regulated markets (futures, listed options), or over-the-counter markets (options, swaps, currency futures etc.), for the purposes of hedging and/or exposure, without overexposure, up to a limit of 100% of its assets. In this respect, the Sub-fund may take a position with a view to hedging the portfolio against certain risks (equity risk, currency risk).

Equity option contracts will be limited to 25% of net assets.

The Sub-fund will not use total return swaps.

In order to limit the total counterparty risk of instruments traded over the counter, the Management Company may receive cash collateral which will be deposited with the custodian and will not be reinvested.

The options and futures contracts will be selected using the steps for identifying stocks that comply with the previously mentioned non-financial criteria.

Convertible bonds and Securities containing derivatives:

The Sub-fund may, in accordance with its investment strategy, invest in euro-denominated French convertible bonds traded on a European regulated market, subject to a limit of 25% of the net assets and, within this same limit of 0% to 25% of the net assets, invest up to 10% in foreign convertible bonds.

The Sub-fund may hold subscription warrants resulting from a securities transaction on a temporary basis.

The instruments will be selected using the steps for identifying stocks that comply with the previously mentioned non-financial criteria.

Deposits:

None

Cash borrowings:

The sub-fund is not intended to be a cash borrower. However, a liability position may exist at certain points due to transactions related to the sub-fund's cash flows (ongoing investments and divestments, subscription/redemption operations, etc.), up to a limit of 10% of the net assets.

Temporary purchases and sales of securities:

None

➤ **Investments between Sub-funds**

The Sub-fund may invest up to 10% of its net assets in another Sub-fund of the SICAV Edmond de Rothschild Fund.

The overall investment in other Sub-funds of the SICAV is limited to 10% of its net assets.

➤ **Risk profile**

Your money will be invested primarily in financial instruments selected by the Management Company. These instruments will be subject to market trends and fluctuations.

The risk factors described below are not exhaustive. It is the responsibility of each investor to analyse the risk associated with such an investment and to form his/her own opinion independently of the Edmond de Rothschild Group by obtaining as much specialist advice on such matters as is necessary in order to ensure this investment is appropriate for his/her financial and legal position and investment term.

Risk of capital loss:

The Sub-fund does not guarantee or protect the capital invested, so investors may not recover the full amount of the capital they initially invested, even if they retain the shares for the duration of the recommended investment period.

Equity risk:

The value of a share may vary as a result of factors related to the issuing entity but also as a result of external, political or economic factors. Fluctuations in the equity and convertible bond markets, whose performance is in part correlated with that of the underlying equities, may lead to substantial variations in the net assets, which could have a negative impact on the performance of the Sub-fund's net asset value.

Discretionary management risk:

The discretionary management style is based on anticipating trends in the various markets (equities, bonds, money market, commodities and currencies). There is a risk that the sub-fund may not be invested in the best-performing

markets at all times. The Sub-fund's performance may therefore be lower than the investment objective, and a drop in its net asset value may lead to negative performance.

Risk associated with small and mid-caps:

Securities of small and mid-cap companies may be significantly less liquid and more volatile than those of large cap companies. As a result, the Sub-fund's net asset value may fluctuate significantly and more rapidly.

Liquidity risk:

The markets in which the Sub-fund trades may occasionally be affected by a lack of liquidity. These market conditions may affect the prices at which the Sub-fund may have to liquidate, initiate or modify positions.

Credit risk:

The main risk linked to debt securities and/or money market instruments such as treasury bills (BTFs and BTANs) or short-term negotiable securities is that of issuer default, due either to the non-payment of interest and/or the non-repayment of capital. Credit risk is also associated with the downgrading of an issuer. Shareholders are reminded that the net asset value of the Sub-fund is likely to fall if a total loss is recorded on a financial instrument following default by an issuer. The inclusion of debt securities in the portfolio, whether directly or through UCIs, exposes the Sub-fund to the effects of variations in credit quality.

Credit risk linked to investment in speculative securities:

The Sub-fund may invest in issues from companies rated as non-investment grade by a rating agency (with a rating below BBB- from Standard & Poor's or equivalent) or an equivalent internal rating from the Management Company. These issues are known as speculative securities and present a higher risk of issuer default. This sub-fund should therefore be considered partly speculative and as being aimed specifically at investors who are aware of the risks inherent in investing in such securities. As a result, the use of high-yield securities (speculative securities with a higher risk of issuer default) may incur a greater risk of a fall in the net asset value.

Interest rate risk:

The exposure to interest rate products (debt securities and money market instruments) makes the sub-fund sensitive to interest rate fluctuations. Interest rate risk might result in a fall in the value of the security and thus the net asset value of the sub-fund in the event of a change in the yield curve.

Currency risk:

The capital may be exposed to currency risk when its constituent securities or investments are denominated in a different currency from that of the sub-fund. Currency risk is the risk of a fall in the exchange rate of the base currency of financial instruments in the portfolio against the Sub-fund's base currency, the euro, which may lead to a fall in the net asset value.

Risk associated with financial and counterparty contract commitments:

The use of financial contracts may entail the risk of a sharper, more abrupt fall in the net asset value than in the markets in which the sub-fund invests. Counterparty risk results from this sub-fund's use of financial contracts traded on over-the-counter markets and/or of temporary purchases and sales of securities. Such transactions potentially expose the sub-fund to the risk of one of its counterparties defaulting and to a possible decrease in its net asset value.

Risk linked to derivatives:

The Sub-fund may invest in forward financial instruments (derivatives).

The use of financial contracts may entail the risk of a sharper, more abrupt fall in the net asset value than in the markets in which the Sub-fund invests.

Sustainability risk:

Means an environmental, social or governance event or condition that, if it occurs, could cause a significant negative, material or potential, impact on the value of the investment. The Fund's investments are exposed to a sustainability risk that could have a significant negative impact on the value of the Fund. Consequently, the Manager identifies and analyses sustainability risks as part of their investment policy and investment decisions.

Risks associated with ESG criteria:

The integration of ESG and sustainability criteria into the investment process may exclude securities from certain issuers on non-investment grounds and, consequently, certain market opportunities that are available to funds that do not use ESG or sustainability criteria may not be available to the Sub-fund, and the Sub-fund's performance may at times be better or worse than that of comparable funds that do not use ESG or sustainability criteria. Asset selection may be based in part on a proprietary ESG rating process or on exclusion lists ("ban lists") which are partly based on third-party data. The lack of common or harmonised definitions and labels that incorporate ESG and sustainability criteria at EU level may cause managers to adopt different approaches when defining the ESG objectives and determining whether these objectives have been achieved by the funds they manage. This also means that it may be difficult to compare strategies that include ESG and sustainability criteria, given that the selection and weightings applied to the selected investments may, to some extent, be subjective or based on indicators that may share the same name, but whose underlying meanings are different. Investors are advised that the subjective value that they may or may not assign to certain types of ESG criteria may differ substantially from the Financial Manager's methodology. The lack of harmonised definitions may also result in certain investments

not benefiting from preferential tax regimes or tax credit schemes, as a result of ESG criteria being valued differently than initially envisaged.

➤ **Guarantee or protection**

None.

➤ **Eligible subscribers and typical investor profile**

A EUR, A USD and B EUR shares: All subscribers

I EUR and K EUR shares: Legal entities and institutional investors dealing on their own behalf or on behalf of third parties.

R EUR shares: All subscribers; specifically intended to be marketed by the Distributors selected for this purpose by the Management Company.

This Sub-fund is aimed specifically at investors wishing to achieve greater returns on their savings by investing primarily in French equity markets. Investors' attention is drawn to the risks inherent in this type of security, as described in the "Risk Profile" section.

The shares of this Sub-fund are not and will not be registered in the United States under the US Securities Act of 1933, as amended ("Securities Act 1933"), or under any other law of the United States. These shares may not be offered, sold or transferred to the United States (including its territories and possessions) or benefit, directly or indirectly, any US Person (as defined by Regulation S of the Securities Act 1933).

The Sub-fund may either subscribe to units or shares of target funds likely to participate in initial public offerings for US securities ("US IPOs") or directly participate in US initial public offerings ("US IPOs"). The Financial Industry Regulatory Authority (FINRA), in accordance with rules 5130 and 5131 of FINRA (the "Rules"), has decreed prohibitions regarding the eligibility of certain persons to participate in the allocation of US IPOs when the effective beneficiary(-ies) of such accounts are professionals in the financial services sector (including, among others, an owner or employee of a member of FINRA or a fund manager) (a "Restricted Person") or an executive officer or director of a US or non-US company that may be in a business relationship with a member of FINRA (an "Associated Person"). The Sub-fund may not be offered or sold for the benefit or on behalf of a "US Person" as defined by "Regulation S" nor to investors considered as Restricted Persons or Associated Persons in relation to the FINRA Rules. Investors should consult their legal advisor if there are any doubts about their legal status.

The appropriate amount to invest in this sub-fund depends on your personal situation. To determine that amount, shareholders are encouraged to seek professional advice in order to diversify their investments and determine the proportion of their financial portfolio or assets to be invested in this Sub-fund, specifically in view of the recommended investment period and exposure to the aforementioned risks, and their personal wealth, needs and specific objectives. In all cases, shareholders must diversify their portfolio sufficiently to avoid being exposed solely to the risks of this Sub-fund.

Recommended investment period: more than 5 years

➤ **Procedures for determining and allocating income**

Distributable Amounts	"A USD", "A EUR", "R EUR", "I EUR", and "K EUR" shares	"B EUR" shares
Allocation of net income	Accumulation	Distribution
Allocation of net realised gains or losses	Accumulation	Accumulation (in full or in part) or Distribution (in full or in part) or Carried forward (in full or in part), at the discretion of the Management Company

Where distribution shares are concerned, the Sub-fund Management Company may decide to distribute one or more interim dividends on the basis of the financial positions certified by the Statutory Auditor.

➤ **Distribution frequency**

Accumulation shares: not applicable

Distribution shares: annual with the possibility of interim dividends. The payment of distributable income takes place within a period of no more than five months following the end of the financial year and within one month for interim dividends following the date of the position certified by the auditor.

➤ **Share characteristics**

The Sub-fund has 6 share classes: "A EUR", "A USD", "B EUR", "I EUR", "K EUR" and "R EUR" shares. The A EUR share is denominated in Euros and expressed in shares or thousandths of a share. The A USD share is denominated in US Dollars and expressed in shares or thousandths of a share. The B EUR share is denominated in Euros and expressed in shares or thousandths of a share. The I EUR share is denominated in Euros and expressed in shares or thousandths of a share. The K EUR share is denominated in Euros and expressed in shares or thousandths of a share. The R EUR share is denominated in Euros and expressed in shares or thousandths of a share.

➤ **Subscription and redemption procedures**

Date and frequency of net asset value calculation:

Daily, with the exception of public holidays and days on which the French markets are closed (according to the official Euronext Paris S.A. calendar).

Initial net asset value:

A EUR shares: €330.56
 A USD shares: USD 108.00
 B EUR shares: €204.28
 I EUR shares: €147.42
 K EUR shares: €181.05
 R EUR shares: €172.23

Minimum initial subscription:

A EUR shares: 1 Share.
 A USD shares: 1 Share.
 B EUR shares: 1 Share.
 I EUR shares: €500,000
 K EUR shares: €500,000
 R EUR shares: 1 Share.

Minimum subsequent subscriptions:

A EUR shares: 1 thousandth of a share.
 A USD shares: 1 thousandth of a share.
 B EUR shares: 1 thousandth of a share.
 I EUR shares: 1 thousandth of a share.
 K EUR shares: 1 thousandth of a share.
 R EUR shares: 1 thousandth of a share.

Subscription and redemption procedures:

Orders are executed in accordance with the table below.

Subscription and redemption conditions are expressed in business days.

D is the net asset value calculation day:

Clearing of subscription orders	Clearing of redemption orders	Date of order execution	Publication of the net asset value	Settlement of subscriptions	Settlement of redemptions
D, before 12:30 p.m.	D, before 12:30 p.m.	D	D+1	D+3	D+3*

In the event of the dissolution of the Fund, redemptions will be settled within a maximum of five business days

The Management Company has implemented a method of adjusting the Sub-fund's net asset value known as Swing Pricing. This mechanism is described in Section VII of the prospectus: "Asset valuation rules".

Share subscriptions and redemptions are executed in amounts or in shares or in thousandths of a share.

Redemption gates:

The Management Company may introduce redemption gates, which, in exceptional circumstances and provided they are in the interests of shareholders or the general public, enable redemption requests to be spread across several NAV (net asset value) dates once they exceed a given threshold.

Description of the method:

Once an objectively predetermined threshold of redemptions is reached on a particular NAV date, the Management Company may decide not to carry out all redemption requests on that NAV date. To establish this threshold, the Management Company takes into account the frequency of NAV calculation for the Sub-fund, the Sub-fund's management strategy and the liquidity of the assets in its portfolio.

The Management Company may apply redemption gates to the Sub-fund when the threshold of 5% of the net assets is reached. As the Sub-fund has multiple share classes, the trigger threshold will be the same for all of its share classes. This threshold of 5% takes into account cleared redemptions across all of the Sub-fund's assets, rather than being applied by share class.

The trigger threshold for the gates is based on the relationship between:

- the difference, on any given clearing date, between the total value of the redemptions and the total value of the subscriptions; and
- net assets of the Sub-fund.

When redemption requests exceed the trigger threshold of the redemption gates, the Sub-fund may nevertheless decide to honour redemption requests made beyond the predetermined threshold, by partially or fully executing the orders that could have been blocked.

For example, if the total volume of share redemption requests is 10% of the Sub-fund's net assets while the trigger threshold is set at 5% of the net assets, the SICAV may decide to honour redemption requests for up to 8% of the net assets, executing 80% of the redemption requests instead of the 50% it would execute if the 5% threshold was strictly applied.

Redemption gates may only be applied on a maximum of 20 NAV dates over 3 months.

Notifying shareholders:

When redemption gates are applied, shareholders of the Sub-fund will be notified by any means via the website <https://funds.edram.com>.

Shareholders of the Sub-fund whose redemption orders will not be executed will be informed individually as soon as possible.

Processing unexecuted orders:

While redemption gates are in operation, redemption orders will be executed in the same proportions for shareholders of the Sub-fund who have made a redemption request on a given NAV date.

The unexecuted part of the redemption order will not be given priority over subsequent redemption requests. Unexecuted parts of redemption orders are automatically postponed and may not be revoked by shareholders of the Sub-fund.

Exemption from redemption gates:

Subscription and redemption transactions on the same NAV date, for the same number of shares and by a single shareholder or beneficial owner (transactions known as "round trips") are exempt from redemption gates. This exemption also applies to switches from one share class to another share class, on the same NAV date, for the same value and by a single shareholder or beneficial owner.

A switch from one share class to another share class within this Sub-fund or another Sub-fund of the SICAV is treated as a redemption transaction followed by a new subscription. Consequently, the tax system applicable to each subscriber depends on the tax provisions applicable to the subscriber's individual situation and/or the investment jurisdiction of the Sub-fund. In case of uncertainty, subscribers should contact their adviser to obtain information about the tax regime applicable to them.

Unitholders are advised that orders sent to institutions responsible for receiving subscription and redemption orders must take into account the deadline for centralising orders that is applied to the transfer agent, Edmond de Rothschild (France). Consequently, the other institutions named may apply their own earlier deadline, in order to take into account transfer times to Edmond de Rothschild (France).

Place and method of publication of net asset value:

The Sub-fund's net asset value can be obtained from the Management Company:

EDMOND DE ROTHSCHILD ASSET MANAGEMENT (France)

47, rue du Faubourg Saint-Honoré – 75401 Paris Cedex 08, France

➤ **Charges and fees**

Subscription and redemption fees:

Subscription and redemption fees increase the subscription price paid by the investor or reduce the redemption price. The fees payable to the sub-fund serve to offset the charges incurred by the sub-fund when investing and divesting investors' monies. Fees which are not paid to the UCITS are paid to the Management Company, promoter, etc.

Fees payable by the investor on subscriptions and redemptions	Basis	Rate and scale
Subscription fee not payable to the Sub-fund Tricolore Convictions	Net Asset Value x Number of shares	A EUR shares: maximum 3%
		A USD shares: maximum 3%
		B EUR shares: maximum 3%
		I EUR shares: None
		K EUR shares: None
		R EUR shares: maximum 3%
Subscription fee payable to Sub-fund Tricolore Convictions	Net Asset Value x Number of shares	All classes of shares: None
Redemption fee not payable to the Sub-fund Tricolore Convictions	Net Asset Value x Number of shares	All classes of shares: None
Redemption fee payable to Sub-fund Tricolore Convictions	Net Asset Value x Number of shares	All classes of shares: None

Operating and management charges:

These charges cover all costs charged directly to the sub-fund, with the exception of transaction charges.

Transaction charges include intermediary charges (brokerage fees, local taxes, etc.) as well as any transaction fees, if applicable, that may be charged by the Custodian and the Management Company, in particular.

The following fees may be charged on top of management and administration fees:

- Performance fees.
- Transaction fees charged to the Sub-fund.
- Fees linked to temporary purchases and sales of securities, if applicable.

The Management Company is required to pay a share of the UCI's financial management fees as remuneration to intermediaries such as investment companies, insurance companies, management companies, marketing intermediaries, distributors or distribution platforms who have signed an agreement on distributing, investing UCI equities or forming relationships with other investors. This remuneration is variable, and depends on the business relationship with the intermediary and on the improvement in the quality of services provided to the client, which can be justified by the recipient of this remuneration. This remuneration may be fixed or calculated based on the net assets subscribed as a result of the intermediary's actions. The intermediary may or may not be a member of the Edmond de Rothschild group. In accordance with the applicable regulations, each intermediary will provide the customer with any useful information on costs and fees, as well as their remuneration.

For more details regarding ongoing charges invoiced to the investor, please refer to the Key Information Documents (KIDs).

Fees charged to the SICAV	Basis	Rate and scale
Financial management fees	Net assets of the sub-fund	A EUR shares: Maximum 1.95% incl. taxes
		A USD shares: Maximum 1.95% incl. taxes
		B EUR shares: Maximum 1.95% incl. taxes
		I EUR share: Maximum 0.95% incl. taxes
		K EUR shares: Maximum 1.10% incl. taxes
		R EUR shares: Maximum 2.35% incl. taxes
Administrative costs external to the Management Company**, particularly custodian, appraiser and statutory auditor fees, etc.	Net assets of the sub-fund	A EUR shares: Maximum 0.10% incl. taxes
		A USD shares: Maximum 0.10% incl. taxes
		B EUR shares: Maximum 0.10% incl. taxes
		I EUR share: Maximum 0.10% incl. taxes
		K EUR shares: Maximum 0.10% incl. taxes
		R EUR shares: Maximum 0.10% incl. taxes
Transaction fees paid to service providers: Custodian: between 0% and 50% Management Company: between 50% and 100%	Deducted from each transaction	<i>Variable according to the instruments. In % excl. taxes</i> - Equities, ETFs: max. 0.25%. - UCITS France: 0% - Foreign UCITS: 0.50% - Securities trades: 0% - Foreign coupons: 5% (a minimum of €0 to €200 depending on the instrument's stock exchange)
Performance fee (1)	Net assets of the sub-fund	A EUR shares: 15% per year of the outperformance compared with the benchmark, the SBF 120 Index with net dividends reinvested
		A USD shares: 15% per year of the outperformance compared with the benchmark, the SBF 120 Index with net dividends reinvested
		B EUR shares: 15% per year of the outperformance compared with the benchmark, the SBF 120 Index with net dividends reinvested
		I EUR shares: 15% per year of the outperformance compared with the benchmark, the SBF 120 Index with net dividends reinvested
		K EUR shares: None
		R EUR shares: 15% per year of the outperformance compared with the benchmark, the SBF 120 Index with net dividends reinvested

*Including all taxes.

For this activity, the Management Company has not opted for VAT

** In the event of an increase in administrative fees external to the Management Company of 0.10% (incl. taxes) or less per annum, the Management Company may inform shareholders of the Sub-fund by any means. In the event of an increase of more than 0.10% (incl. taxes) per annum, shareholders will be informed individually and offered the chance to redeem their shares free of charge.

(1) Performance fee

Performance fees are payable to the Management Company in accordance with the following procedures:

Benchmark index: SBF 120 net dividends reinvested

The performance fee is calculated by comparing the performance of the sub-fund's share with that of an indexed reference asset. The indexed reference asset reproduces the performance of the benchmark index, adjusted for subscriptions, redemptions and, where applicable, dividends.

When the share outperforms its benchmark index, a provision of 15% will be applied to its outperformance.

In cases where the sub-fund's share outperforms that of its benchmark index over the reference period—even if the share has had a negative performance—a performance fee may be charged.

A provision for performance fees will be made each time the net asset value is calculated.

When shares are redeemed, the Management Company receives the portion of the performance fee corresponding to the shares redeemed.

In the event of under-performance, the performance fee provision will be reduced by reversing the provision. The reversal cannot be more than the provision.

The reference periods shall end with the last net asset value for the month of September.

This performance fee is payable annually after the last net asset value for the reference period is calculated.

The reference period is a minimum of one year. The first reference period shall run from the date of creation of the share to the end date of the first reference period, ensuring compliance with the minimum term of one year.

At the end of the reference period, if the performance of the share is lower than that of its benchmark index over the reference period, no fee will be payable and the reference period will be extended by one year. The reference period may be extended four times and may therefore be greater than or equal to 5 years, but strictly less than 6 years.

At the end of a reference period of five years or more,

in the event that the performance of the share is lower than that of its benchmark index, no fee will be payable. A new reference period shall be established, beginning at the end of the sub-period of the reference period at the end of which the greatest relative performance (greatest outperformance or least underperformance) is recorded. "Sub-periods" mean the sub-periods starting at the beginning of the reference period and ending at the end of each crystallisation date within the reference period.

if the performance of the share exceeds that of its benchmark index, a fee is payable. The reference period is renewed, and a new reference period shall begin at the end of the one that is ending.

At the end of reference period t:

- If the difference between the NAV of the share and its target NAV is positive, a performance fee will be implemented and charged. This NAV becomes the new reference NAV, and a new reference period shall begin at the end of this reference period

- If the difference between the NAV of the sub-fund and its target NAV is negative, a performance fee will not be implemented or charged; and:

- if the share has a reference period of less than five years, it will be extended by one year. The reference NAV then remains unchanged.

- when the reference period is greater than or equal to 5 years, the cumulative outperformance at the end of each sub-period of the reference period is recorded. The sub-periods making up the reference period are the following: [t-5; t-4], [t-5; t-3], [t-5; t-2], [t-5; t-1], [t-5; t]. A new reference period shall be established, beginning at the end of the sub-period with the highest relative performance. The Reference NAV becomes equal to the NAV of the share at the end of that sub-period.

Calculation method

Amount of provision = MAX (0; NAV(t) – Target NAV (t)) x performance fee rate

NAV (t): net assets at the end of year t

Reference NAV: last net asset value of the previous reference period

Reference date: date of reference NAV

Target NAV (t) = Reference NAV x (benchmark index value on date t/benchmark index value on the reference date) adjusted for subscriptions, redemptions and dividends.

Examples:

The examples below are based on the assumption of zero subscriptions, redemptions and dividends.

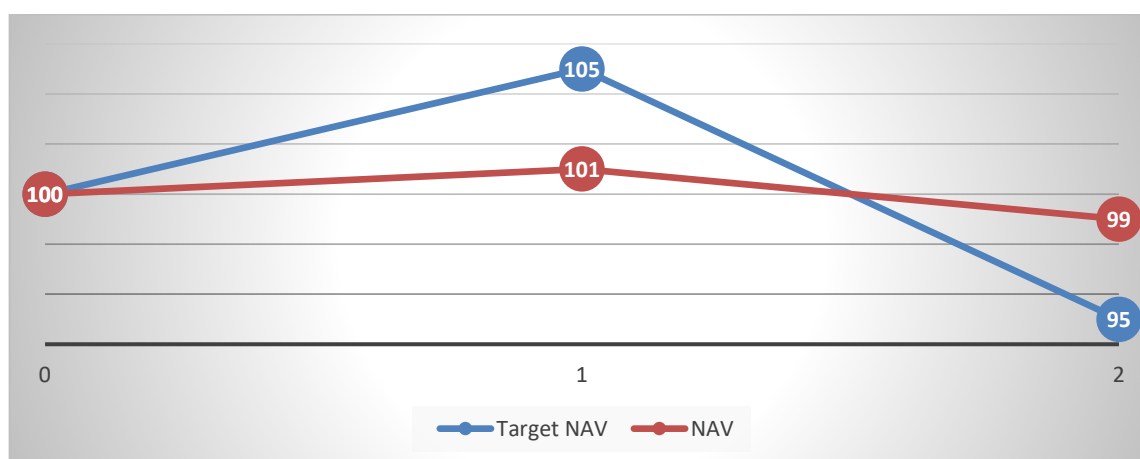
Example 1:

Period	0	1	2
Target NAV	100	105	95
NAV	100	101	99
Basis of calculation: NAV-Target NAV		-4	4

Period	Combined share performance*	Combined index performance*	Combined relative performance*	Share performance in previous year	Index performance in previous year	Relative performance in previous year	Charged fee**	Renewed period "R" / Extended period "E" or Deferred period "D"
0-1	1	5	-4	1	5	-4	No	E
0-2	-1	-5	4	-2	-10	8	Yes	R

*from start of reference period

** for outperformance



0-1 period: The NAV for the reference period is less than the Target NAV (101 versus 105, differential/relative performance from start of reference period -4). No performance fee is therefore charged and the initial one-year reference period is extended by an additional year. The reference NAV is unchanged.

0-2 period: The NAV for the reference period is higher than the Target NAV (99 versus 95, differential/relative performance from start of reference period of 4). Absolute performance from the start of the reference period is negative (end of reference period NAV: 99 < NAV start of reference period: 100). A performance fee is charged, its basis of calculation is equal to the combined relative performance since the start of the reference period (4). Its amount is equal to the basis of calculation multiplied by the performance fee rate. The reference period is renewed and a new reference NAV is set at 99.

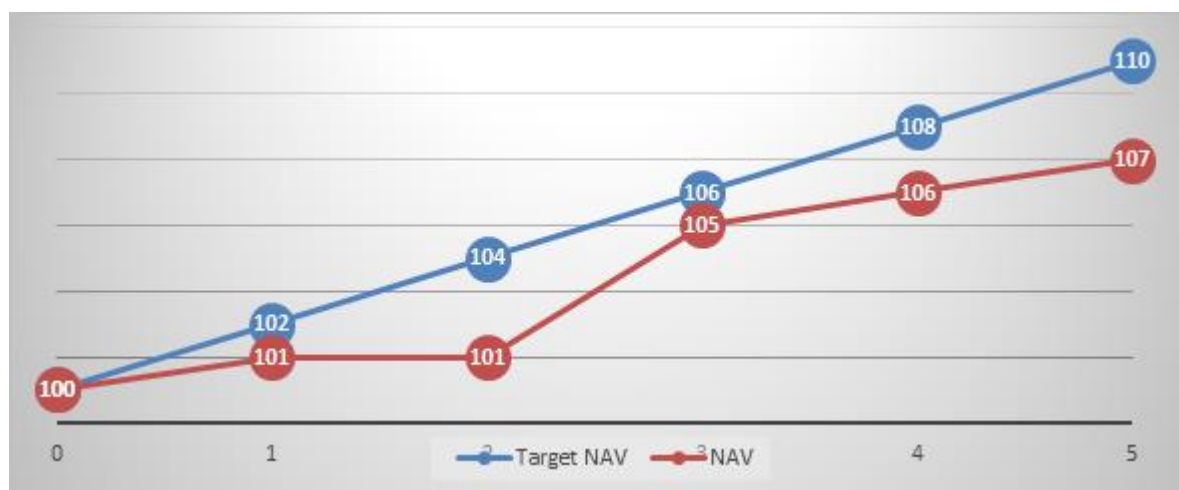
Example 2:

Period	0	1	2	3	4	5
Target NAV	100	102	104	106	108	110
NAV	100	101	101	105	106	107
Basis of calculation: NAV-Target NAV		-1	-3	-1	-2	-3

Period	Combined share performance*	Combined index performance*	Combined relative performance*	Share performance in previous year	Index performance in previous year	Relative performance in previous year	Application of a fee	Renewed period "R" / Extended period "E" or Deferred period "D"
0-1	1	2	-1	1	2	-1	No	E
0-2	1	4	-3	0	2	-2	No	E
0-3	5	6	-1	4	2	2	No	E
0-4	6	8	-2	1	2	-1	No	E
0-5	7	10	-3	1	2	-1	No	D

*from start of reference period

** for outperformance



0–1 and 0–2 periods: The absolute performance generated over the period is positive (NAV>reference NAV) but the relative performance is negative (NAV<Target NAV). No performance fee is charged. The reference period is extended by one year at the end of the first year and by an additional year at the end of the second year. The reference NAV is unchanged.

0–3 period: The absolute performance generated over the period is positive (5) and the relative performance generated over the year is positive (4), but the cumulative relative performance since the start of the reference period (0–3) is negative (-1). Therefore, no performance fee is charged. The reference period is extended by an additional year. The reference NAV is unchanged.

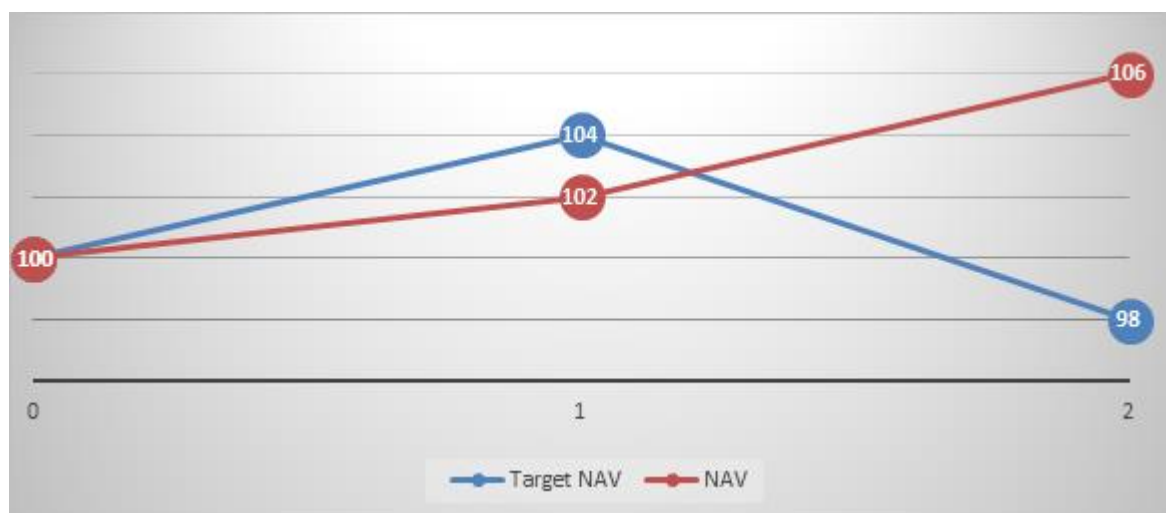
0–4 period: Negative relative performance over the period, no performance fee, the reference period is extended again by an additional year for the fourth and last time. The reference NAV is unchanged.

0–5 period: Relative performance over a negative period, no performance fee is charged. The reference period has reached its maximum duration of five years and therefore cannot be extended. A new reference period is established, beginning at the end of year 3, with the year-end NAV of year 3 as the reference NAV (105: year-end NAV over the current reference period having the highest combined relative performance, in this case of -1).

Example 3:

Period	0	1	2
Target NAV	100	104	98
NAV	100	102	106
Basis of Calculation: NAV-Target NAV		-2	8

Period	Combined share performance*	Combined index performance*	Combined relative performance*	Share performance in previous year	Index performance in previous year	Relative performance in previous year	Application of a fee	Renewed period "R" / Extended period "E" or Deferred period "D"
0–1	2	4	-2	2	4	-2	No	E
0–2	6	-2	8	4	-6	10	Yes	R



0–1 period: Positive absolute performance but underperformance of -2 (102–104) over the reference period. No performance fee is charged. The reference period is extended by one year. The reference NAV is unchanged.

0–2 period: Positive absolute performance and outperformance of 8 (106–98). A performance fee is therefore charged with a basis of calculation of 8. The reference period is renewed, a new reference NAV is set at 106.

Example 4:

Period	0	1	2	3	4	5	6
Target NAV	100	108	110	118	115	110	111
NAV	100	104	105	117	103	106	114
Reference NAV	100	100	100	100	100	100	117
Basis of Calculation: NAV-Target NAV		-4	-5	-1	-12	-4	3

Period	Combined share performance*	Combined index performance*	Combined relative performance*	Share performance in previous year	Index performance in previous year	Relative performance in previous year	Application of a fee	Renewed period "R" / Extended period "E" or Deferred period "D"	Change in reference NAV
0–1	4	8	-4	4	8	-4	No	E	No
0–2	5	10	-5	1	2	-1	No	E	No
0–3	17	18	-1	11	7	4	No	E	No
0–4	3	15	-12	-12	-3	-9	No	E	No
0–5	6	10	-4	3	-4	7	No	D	Yes
3–6	-3	-5	3***	8	2	6	Yes	R	Yes

*from start of reference period

** for outperformance

*** rounded

0–1 period: The performance of the share is positive (4) but lower than that of the benchmark index (8) over the reference period. No performance fee is payable. The reference period is extended by one year. The reference NAV remains unchanged (100).

0–2 period: The performance of the share is positive (5) but lower than that of the benchmark index (10) over the reference period. Therefore, no performance fee is payable. The reference period is extended by one year. The reference NAV remains unchanged (100).

0–3 period: The performance of the share is positive (17) but lower than that of the benchmark index (18) over the reference period. Therefore, no performance fee is payable. The reference period is extended by one year. The reference NAV remains unchanged (100).

0–4 period: The performance of the share is positive (3) but lower than that of the benchmark index (15) over the reference period. Therefore, no performance fee is payable. The reference period is extended by one year. The reference NAV remains unchanged (100).

0–5 period: The performance of the share is positive (6) but lower than that of the benchmark index (10) over the reference period. Therefore, no performance fee is payable. The reference period has reached its maximum duration of five years and therefore cannot be extended. A new reference period shall be established, beginning at the end of year 3, with the year-end NAV of year 3 as the reference NAV (117: year-end NAV over the current reference period having the highest combined relative performance, in this case of -1).

3–6 period: The performance of the share is negative (-3) but higher than that of the benchmark index (-5). A performance fee is therefore charged, with the basis of calculation being the combined relative performance since the beginning of the period, i.e. NAV (114)-Target NAV (111): 3. The reference NAV becomes the NAV at the end of the period (114). The reference period is renewed.

Fees linked to equity research as defined by Article 314-21 of the AMF General Regulation are charged to the Sub-fund.

Any retrocession of management fees for the underlying UCIs and investment funds collected by the Sub-fund EdR SICAV - Tricolore Convictions will be repaid to the Sub-fund. The rate of management fees applicable to the underlying UCIs and investment funds will be valued by taking into account any retrocessions collected by the Sub-fund.

In the exceptional case that a sub-custodian applies an unanticipated transaction fee not set out in the terms and conditions above, with regard to a specific transaction, a description of the transaction and the transaction fees charged will be specified in the management report of the SICAV.

Shareholders can find out more information in the SICAV's annual report.

Procedure for selecting intermediaries:

In accordance with the AMF General Regulation, the Management Company has established a Best Selection/Best Execution policy for intermediaries and counterparties.

The purpose of this policy is to select, according to various predetermined criteria, the brokers and intermediaries whose execution policy will achieve the best possible results when executing orders. The Edmond de Rothschild Asset Management (France) Policy is available on its website: www.edram.fr.

EdR SICAV – Equity Euro Solve

➤ **Date created**

The Sub-fund was approved by the French financial markets authority (Autorité des Marchés Financiers – AMF) on 7 December 2018.

The Sub-fund was created on 8 March 2019, through the merger of the following fund:

- Edmond de Rothschild Equity Europe Solve created 7 December 2015

➤ **ISIN code**

A EUR shares:	FR0013219243
B EUR shares:	FR0013219276
CR EUR shares:	FR0013307725
I EUR shares:	FR0013331568
J EUR shares:	FR001400MEE8
K EUR shares:	FR0013062668
KD EUR shares:	FR0013131885
N EUR shares:	FR0013222874
O EUR shares:	FR0013222882
R EUR shares:	FR0013331550

➤ **Specific tax regime**

Eligible for the PEA (French equity savings plan).

➤ **Exposure to other foreign UCITS, AIFs or investment funds**

Up to 10% of its net assets.

➤ **Management objective**

The aim of the Sub-fund, over its recommended investment horizon, is to provide partial exposure to the performance of eurozone equity markets, while at the same time implementing full or partial permanent equity risk hedging on futures and options markets based on the manager's expectations.

The aforementioned companies will be selected on the basis of an analysis of both financial return and compliance with non-financial criteria.

The Sub-fund is actively managed, which means that the Manager makes investment decisions with the aim of achieving the Sub-fund's objective and investment policy. This active management includes taking decisions related to asset selection and overall market exposure. The Sub-fund's equity investment universe is comparable to that of the MSCI EMU NR index.

➤ **Benchmark index**

The Sub-fund's management objective is not expressed in relation to a benchmark, insofar as the Sub-fund will implement strategies for hedging equity risk.

However, the performance of the Sub-fund may be compared retrospectively to the performance of a benchmark comprising 56% of the MSCI EMU index, calculated with net dividends reinvested, and 44% of the capitalised €STR.

The MSCI EMU index (Bloomberg ticker: NDDUEMU index) is composed of 300 stocks from eurozone countries, selected according to criteria such as stock market capitalisation, transaction volumes and business sector. Weighted by country and business sector, the index endeavours to reflect, as far as possible, the economic structure of the eurozone. The index is calculated and published by MSCI Barra and the data may be consulted at www.msclubarra.com.

MSCI Limited (website: <http://www.msci.com>), the administrator responsible for the benchmark index MSCI EMU, is not included in the register of administrators and benchmark indices held by ESMA and benefits from the transitional regime provided for under Article 51 of the BMR.

The €STR (Euro Short-Term Rate) is an interest rate calculated and administered by the European Central Bank, which reflects the price in euro of the overnight borrowing costs of a sample of banks located in the eurozone.

All information on the €STR (Euro Short-Term Rate) index is available on the website of the European Central Bank (ECB): <https://www.ecb.europa.eu/>.

The administrator of the €STR benchmark index, the European Central Bank, falls within the scope of exemption provided for under Article 2.2 of the BMR. As such, the ECB is not required to obtain authorisation or to be included in the register of administrators and benchmark indices held by ESMA.

In accordance with Regulation (EU) 2016/1011 of the European Parliament and of the Council of 8 June 2016, the Management Company has a procedure in place for monitoring the benchmark indices used, which sets out the action to be taken in the event that an index materially changes or ceases to be provided.

➤ **Investment strategy**

Strategies used

The Sub-fund uses an active stock-picking management strategy, investing a minimum of 75% of its net assets, directly or via UCIs, in selected eurozone equities, irrespective of stock market capitalisation (including small-caps and mid-caps), while maintaining its exposure to equity risk at between 0% and 90% of its net assets by implementing hedging or exposure strategies that involve trading on futures and options markets.

The ESG investment universe includes listed companies from developed countries in the eurozone with a market capitalisation of more than €1 billion. The Management Company may select securities from outside of this ESG universe. It will, however, ensure that the selected ESG universe is a relevant means of comparison for the Sub-fund's ESG rating.

Securities are selected based on the combined use of financial criteria and non-financial criteria in order to meet the requirements with regard to Socially Responsible Investment.

Shares will be selected in accordance with the following strategy:

- Various filters will be applied to the investment universe in order to identify stocks that are considered eligible and that are to be subject to further analysis.
- An initial set of filters, based on non-financial analysis, will reduce the investment universe in accordance with the ESG ratings of the securities.
- A second set of filters allows securities selection on the basis of financial ratios by focussing on style bias (discounted securities, quality, growth etc.).
- The Sub-fund will not be exposed to the equities of emerging countries.

The analysis of non-financial criteria is designed to allow securities to be rated based on the Management Company's own ESG rating grid, which classifies securities according to the Environmental, Social and Governance criteria listed below:

Environment: energy consumption, greenhouse gas emissions, water, waste, pollution, environmental management strategy, green impact

Social: quality of employment, human resources management, social impact, health and safety

Governance: structure of governance bodies, remuneration policy, audit and internal control, shareholder interest

Our SRI ratings model promotes:

- A Best-in-Universe approach, i.e. by favouring the best-performing companies regardless of their financial rating, size or sector.
- Differentiated weightings for the three ESG pillars for each sector depending on its specific challenges: this means that the three non-financial pillars are allocated a greater or lesser weighting depending on the sector in question, which results in a different weighting for each of the three pillars. For example, a chemical company will be more affected by environmental issues whereas for a company in the business services sector, a greater weighting will be placed on social factors.

To determine if the company analysed embodies the characteristics of a responsible and sustainable company as defined by the Management Company, the latter carries out research to produce an internal ESG rating on a seven-point scale ranging from AAA to CCC. This rating is an aggregation of the results scored against the various ESG criteria in the rating grid determined by the analysts.

In the absence of an internal rating, the Manager uses an ESG rating provided by the external rating provider used by the Management Company.

The external rating agency used by the Management Company may not use the same rating method as the proprietary rating calculation approach. In general, the Manager is responsible for selecting securities that comply with the non-financial criteria that are most suited to the Management Company's approach.

At least 90% of portfolio companies receive either an internal ESG rating or a rating provided by an external rating agency.

Once this process has been applied, the investment universe will be reduced by at least 20% by eliminating the poorer non-financial ratings.

If an issuer's external ESG rating deteriorates, affecting the portfolio's ESG limits, the Management Company must conduct a detailed analysis of that issuer in order to determine whether it can be retained or whether it should be sold as soon as possible, in the interests of the investors.

Furthermore, the securities selection process also includes negative screening to exclude companies that contribute to the production of controversial weapons in compliance with international conventions in this area as well as companies that are exposed to activities related to thermal coal, unconventional fossil fuels or tobacco in accordance with the exclusion policy of Edmond de Rothschild Asset Management (France), which is available on its website. This negative screening helps mitigate sustainability risk.

The Sub-fund promotes environmental, social and governance (ESG) criteria within the meaning of Article 8 of Regulation (EU) 2019/2088, known as the "Disclosure Regulation" or "SFDR", and is subject to sustainability risk as defined in the Risk Profile section of the prospectus.

The Sub-fund integrates sustainability risk and takes into account the main negative impacts in its investment decisions.

As part of its proprietary ESG analysis method, Edmond de Rothschild Asset Management (France) takes into account, to the extent that data is available, the eligibility share and alignment with the taxonomy regarding the proportion of the turnover that is considered to be green or the investments aligned with this. We take into account the figures published by businesses or estimated by external service providers. We always consider the environmental impact, according to sectoral specificities. The carbon footprint on relevant parameters, the company's climate strategy and greenhouse gas reduction goals can also be analysed, as well as the environmental added value of products or services, eco-design etc.

The "causing no significant harm" principle only applies to investments underlying the financial product that take into account the environmental criteria of the European Union in terms of sustainable economic activities. The investments underlying the remaining portion of this financial product do not take into account the environmental criteria of the European Union in terms of sustainable economic activities.

Currently, the sub-fund does not aim to make investments that contribute to environmental objectives focused on mitigating climate change and/or adapting to climate change.

As it is currently unable to provide reliable data for evaluating the share of its investments that are eligible for or aligned with the EU Taxonomy Regulation, at this stage, the Sub-fund is not able to fully and accurately calculate the underlying investments that qualify as environmentally sustainable in the form of a minimum alignment percentage in accordance with a strict interpretation of Article 3 of the aforementioned regulation. The Sub-fund will at all times meet the eligibility rules of the French share savings scheme ("PEA").

Therefore, the percentage of investments aligned with the Taxonomy is currently 0%.

For cash management purposes, the Sub-fund may invest up to 25% of its net assets in debt securities and money market instruments denominated in Euros. The Sub-fund will target issues from public or private European issuers that have a maximum residual maturity of 397 days and are rated investment grade (i.e. have a rating of BBB- or above according to Standard & Poor's, or any other equivalent rating assigned by another independent agency, or an internal rating deemed equivalent and assigned by the Investment Manager).

In the event that an issuer's rating is downgraded (Standard & Poor's rating or an equivalent internal rating from the Management Company), the Management Company must conduct a detailed analysis in order to decide whether to sell or retain the security, so as to maintain the rating objective.

In addition, the Sub-fund may invest up to 10% of its net assets in units or shares of UCIs or other eligible Investment Funds, regardless of their classification, in particular in order to:

- increase exposure to equity markets or to diversify exposure to other asset classes (e.g. funds invested in securities of companies in the commodities or real estate sectors);
- or for cash management purposes (money market, diversified or bond UCITS).

For the purposes of efficient portfolio management and without deviating from its investment objectives, the Sub-fund may enter into repurchase agreements covering eligible Transferable Securities or Money Market Instruments, subject to a limit of 25% of its net assets. Guarantees received under these repurchase agreements will be subject to a discount depending on the type of securities. They may be in the form of cash and blue-chip government bonds.

The Sub-fund may be exposed to currency risk on an ancillary basis.

Subject to a limit of 100% of its net assets, the Sub-fund may use, for hedging and/or exposure purposes, over-the-counter derivative instruments or financial contracts traded on a regulated eurozone market in order to conclude:

- standardised forward contracts on equity index or volatility index,
- options on equity, equity index futures or volatility index.

The Sub-fund will seek to fully or partially hedge the equity risk at all times, subject to a limit of 100% of its net assets.

The implementation of hedging is determined on a discretionary basis by the management team depending on their expectations and on market conditions. The objective of the implementation of these hedging strategies is to mitigate significant equity market shocks, which means that the Fund will benefit less from bullish periods. These hedging strategies also allow the management team, in a tactical and opportunistic manner, to seek to optimise the cost of hedging the portfolio.

The Sub-fund may also choose to expose itself to equity markets via futures, temporarily and at its own discretion, in order to pursue its investment strategy.

Investors' attention is drawn to the fact that upswings and downturns are determined on a discretionary basis by the management teams according to their expectations of market growth and may therefore not reflect actual market trends.

In order to limit significantly the total counterparty risk of instruments traded over the counter, the Management Company may receive cash collateral which will be deposited with the custodian and will not be reinvested.

.Assets used

Equities:

At least 75% of the portfolio is permanently invested in securities eligible for the PEA (French equity savings plan). The shares will be selected using the steps for identifying stocks that comply with the non-financial criteria.

Debt securities and money market instruments:

Debt securities and money market instruments will be used for cash management purposes, subject to a limit of 25% of the net assets. The Sub-fund will target issues from public or private European issuers that have a maximum residual maturity of 397 days and are rated investment grade (i.e. have a rating of BBB- or above according to Standard & Poor's, or any other equivalent rating assigned by another independent agency, or an internal rating deemed equivalent and assigned by the Investment Manager).

In the event that an issuer's rating is downgraded (Standard & Poor's rating or an equivalent internal rating from the Management Company), the Management Company must conduct a detailed analysis in order to decide whether to sell or retain the security, so as to maintain the rating objective.

The instruments will be selected using the steps for identifying stocks that comply with the previously mentioned non-financial criteria.

Shares or units of other foreign UCITS, AIFs or investment funds:

The Sub-fund may hold up to 10% of its assets in units or shares of French or foreign UCITS or French AIFs, regardless of their classification, in order to diversify exposure to other asset classes, including exchange-traded funds (ETFs), with a view to increasing exposure to the equity markets or to diversify exposure to other asset classes (such as commodities or property).

Within this 10% limit, the Sub-fund may also invest in shares or units of foreign AIFs and/or foreign investment funds that meet the regulatory eligibility criteria.

These UCIs and investment funds may be managed by the Management Company or by an affiliated company. The units or shares of the selected UCIs will not be subject to a non-financial analysis.

Derivatives:

Subject to a limit of 100% of its net assets, the Sub-fund may invest, for hedging and/or exposure purposes, in financial contracts traded on eurozone regulated, organised, or over-the-counter markets in order to conclude:

- options contracts on equities, futures, equity indices and/or certain parameters or components thereof (volatility, price, sector etc.) to manage exposure to European equity markets;
- equity index futures contracts and/or certain parameters or components thereof (volatility, price, sector etc.) for hedging or exposure purposes.

In addition, the Sub-fund may use over-the-counter forward foreign exchange contracts in the form of total return swaps (TRS) on equities, equity indices and/or equity baskets up to a limit of 50% of its net assets for the purpose of hedging or exposure. The expected proportion of assets under management that will be subject to such contracts is 15%.

The counterparties to the transactions of these contracts are first-rate financial institutions domiciled in OECD countries that have a minimum rating of Investment Grade (rating greater than or equal to BBB- by Standard & Poor's or equivalent, or a rating deemed equivalent by the Management Company).

These counterparties do not have any influence over the composition or management of the Sub-fund's portfolio.

The implementation of complete or partial equity risk hedging will be determined on a discretionary basis by the management team according to its expectations and market conditions.

In order to limit significantly the total counterparty risk of instruments traded over the counter, the Management Company may receive cash collateral which will be deposited with the custodian and will not be reinvested.

Among the hedging strategies implemented, the Sub-fund may execute the following hedging transactions:

- purchases of put options and sales of call options;
- the simultaneous sale and purchase of similar options on the same underlying asset, but at a different strike price.

Securities with embedded derivatives (up to 25% of net assets):

To achieve its management objective, the sub-fund may also invest in financial instruments containing embedded derivatives. The Sub-fund may only invest in callable or puttable bonds up to a limit of 25% of its net assets.

Deposits:

None

Cash loans:

The sub-fund is not intended to be a cash borrower. However, a liability position may exist at certain points due to transactions related to the sub-fund's cash flows (ongoing investments and divestments, subscription/redemption operations, etc.), up to a limit of 10% of the net assets.

Temporary purchases and sales of securities:

In order to achieve efficient portfolio management and without deviating from its investment objectives, the Sub-fund may make temporary purchases of securities involving eligible financial securities or money-market instruments, up to 25% of its net assets. More precisely, these transactions will consist of repurchase transactions on interest-rate or debt securities of eurozone countries and will be carried out in the context of cash management and/or optimisation of the Sub-fund's income.

The expected proportion of assets under management which will be the subject of such transactions will be 10% of the net assets.

The counterparties to these transactions are first-rate financial institutions domiciled in OECD countries that have a minimum rating of investment grade (rating greater than or equal to BBB- according to Standard & Poor's or equivalent, or a rating deemed equivalent by the Management Company).

These counterparties do not have any influence over the composition or management of the Sub-fund's portfolio.

In order to limit significantly the total counterparty risk of instruments traded over the counter, the Management Company may receive cash collateral which will be deposited with the custodian and will not be reinvested.

Further information on the remuneration for temporary sales and purchases of securities is provided in the "Charges and fees" section.

➤ **Investments between Sub-funds**

The Sub-fund may invest up to 10% of its net assets in another Sub-fund of the SICAV Edmond de Rothschild Fund.

The overall investment in other Sub-funds of the SICAV is limited to 10% of its net assets.

➤ **Risk profile**

Your money will be invested primarily in financial instruments selected by the Management Company. These instruments will be subject to market trends and fluctuations.

The risk factors described below are not exhaustive. It is the responsibility of each investor to analyse the risk associated with such an investment and to form his/her own opinion independently of the Edmond de Rothschild Group by obtaining as much specialist advice on such matters as is necessary in order to ensure this investment is appropriate for his/her financial and legal position and investment term.

Risk of capital loss:

The Sub-fund does not guarantee or protect the capital invested, so investors may not recover the full amount of the capital they initially invested, even if they retain the shares for the duration of the recommended investment period.

Discretionary management risk:

The discretionary management style is based on anticipating trends in the various markets (equities, bonds, money market, commodities and currencies). However, there is a risk that the sub-fund may not be invested in the best-performing markets at all times. The Sub-fund's performance may therefore be lower than the investment objective, and a drop in its net asset value may lead to negative performance.

Credit risk:

The main risk linked to debt securities and/or money market instruments such as treasury bills (BTFs and BTANs) or short-term negotiable securities is that of issuer default, due either to the non-payment of interest and/or the non-repayment of capital. Credit risk is also associated with the downgrading of an issuer. Shareholders are reminded that the net asset value of the Sub-fund is likely to fall if a total loss is recorded on a financial instrument following default by an issuer. The inclusion of debt securities in the portfolio, whether directly or through UCIs, exposes the Sub-fund to the effects of variations in credit quality.

Interest rate risk:

The exposure to interest rate products (debt securities and money market instruments) makes the sub-fund sensitive to interest rate fluctuations. Interest rate risk might result in a fall in the value of the security and thus the net asset value of the sub-fund in the event of a change in the yield curve.

Currency risk:

The capital may be exposed to currency risk when its constituent securities or investments are denominated in a different currency from that of the sub-fund. Currency risk is the risk of a fall in the exchange rate of the base currency of financial instruments in the portfolio against the Sub-fund's base currency, the euro, which may lead to a fall in the net asset value.

Equity risk:

The value of a share may vary as a result of factors related to the issuing entity but also as a result of external, political or economic factors. Fluctuations in the equity and convertible bond markets, whose performance is in part correlated with that of the underlying equities, may lead to substantial variations in the net assets, which could have a negative impact on the performance of the sub-fund's net asset value.

Risk associated with small and mid-caps:

Securities of small and mid-cap companies may be significantly less liquid and more volatile than those of large cap companies. As a result, the Sub-fund's net asset value may fluctuate significantly and more rapidly.

Risk associated with financial and counterparty contract commitments:

The use of financial contracts may entail the risk of a sharper, more abrupt fall in the net asset value than in the markets in which the sub-fund invests. Counterparty risk results from this sub-fund's use of financial contracts traded on over-the-counter markets and/or of temporary purchases and sales of securities. Such transactions potentially expose the sub-fund to the risk of one of its counterparties defaulting and to a possible decrease in its net asset value.

Liquidity risk:

The markets in which the Sub-fund trades may occasionally be affected by a lack of liquidity. These market conditions may affect the prices at which the Sub-fund may have to liquidate, initiate, or modify positions.

Risk linked to derivatives:

The Sub-fund may invest in forward financial instruments (derivatives).

The use of financial contracts may entail the risk of a sharper, more abrupt fall in the net asset value than in the markets in which the sub-fund invests.

Risks associated with temporary purchases and sales of securities and with total return swaps (TRS):

The use of securities financing transactions and total return swaps, as well as the management of their collateral, may involve certain specific risks such as operational risks or custody risk. These transactions may therefore have a negative effect on the net asset value of the Sub-fund.

Legal risk:

This is the risk that inadequately drafted contracts are concluded with counterparties for temporary purchases and sales of securities and for total return swaps.

Sustainability risk:

Means an environmental, social or governance event or condition that, if it occurs, could cause a significant negative, material or potential, impact on the value of the investment. The Fund's investments are exposed to a sustainability risk that could have a significant negative impact on the value of the Fund. Consequently, the Manager identifies and analyses sustainability risks as part of their investment policy and investment decisions.

Risks associated with ESG criteria:

The integration of ESG and sustainability criteria into the investment process may exclude securities from certain issuers on non-investment grounds and, consequently, certain market opportunities that are available to funds that do not use ESG or sustainability criteria may not be available to the Sub-fund, and the Sub-fund's performance may at times be better or worse than that of comparable funds that do not use ESG or sustainability criteria. Asset selection may be based in part on a proprietary ESG rating process or on exclusion lists ("ban lists") which are partly based on third-party data. The lack of common or harmonised definitions and labels that incorporate ESG and sustainability criteria at EU level may cause managers to adopt different approaches when defining the ESG objectives and determining whether these objectives have been achieved by the funds they manage. This also means that it may be difficult to compare strategies that include ESG and sustainability criteria, given that the selection and weightings applied to the selected investments may, to some extent, be subjective or based on indicators that may share the same name, but whose underlying meanings are different. Investors are advised that the subjective value that they may or may not assign to certain types of ESG criteria may differ substantially from the Financial Manager's methodology. The lack of harmonised definitions may also result in certain investments not benefiting from preferential tax regimes or tax credit schemes, as a result of ESG criteria being valued differently than initially envisaged.

➤ ***Guarantee or capital protection:***

None.

➤ ***Eligible subscribers and typical investor profile***

A EUR and B EUR shares: All subscribers

CR EUR shares: All subscribers; these shares may be marketed to retail investors (non-professional or professional) exclusively in the following cases:

- Subscription as part of independent advice provided by a financial advisor or regulated financial entity,
- Subscription as part of non-independent advice, with a specific agreement that does not authorise them to receive or retain trailer fees,
- Subscription by a financial entity regulated on behalf of its client as part of a management mandate.

In addition to the management fees charged by the Management Company, each financial advisor or regulated financial entity may be liable to pay the management or advisory fees incurred by each investor. The Management Company is not party to such agreements.

Shares are not registered for marketing in all countries. They are therefore not open to subscription for retail investors in all jurisdictions.

I EUR, J EUR, K EUR, KD EUR, N EUR and O EUR shares: Legal entities and institutional investors trading on their own behalf or on behalf of third parties as well as shareholders who subscribed to the Sub-fund before 08/03/2019. These shares are more specifically intended for insurance companies subject to the requirements of the "Solvency II" Directive. In fact, the hedging strategies will be implemented and managed under conditions such that they can be deemed "risk mitigation techniques" within the meaning of Directive 2009/138/EC of 25 November 2009 ("Solvency II"), and thus enable the SCR ("Solvency Capital Requirement") to be reduced for the investors concerned.

R EUR shares: All subscribers; specifically intended to be marketed by the Distributors selected for this purpose by the Management Company.

The person in charge of checking compliance with the criteria on investor and purchaser capacity and ensuring that the latter have received the required information is the person tasked with the actual marketing of the SICAV. Investors' attention is drawn to the risks inherent in this type of security, as described in the "Risk Profile" section.

The shares of this Sub-fund are not and will not be registered in the United States under the US Securities Act of 1933, as amended ("Securities Act 1933"), or under any other law of the United States. These shares may not be offered, sold or transferred to the United States (including its territories and possessions) or benefit, directly or indirectly, any US Person (as defined by Regulation S of the Securities Act 1933).

The Sub-fund may either subscribe to units or shares of target funds likely to participate in initial public offerings for US securities ("US IPOs") or directly participate in US initial public offerings ("US IPOs"). The Financial Industry Regulatory Authority (FINRA), in accordance with rules 5130 and 5131 of FINRA (the "Rules"), has decreed prohibitions regarding the eligibility of certain persons to participate in the allocation of US IPOs when the effective beneficiary(-ies) of such accounts are professionals in the financial services sector (including, among others, an owner or employee of a member of FINRA or a fund manager) (a "Restricted Person") or an executive officer or director of a US or non-US company that may be in a business relationship with a member of FINRA (an "Associated Person"). The Sub-fund may not be offered or sold for the benefit or on behalf of a "US Person" as defined by "Regulation S" nor to investors considered as Restricted Persons or Associated Persons in relation to the FINRA Rules. Investors should consult their legal advisor if there are any doubts about their legal status.

The appropriate amount to invest in this sub-fund depends on your personal situation. To determine that amount, shareholders are encouraged to seek professional advice in order to diversify their investments and determine the proportion of their financial portfolio or assets to be invested in this Sub-fund, specifically in view of the recommended investment period and exposure to the aforementioned risks, and their personal wealth, needs and specific objectives. In all cases, shareholders must diversify their portfolio sufficiently to avoid being exposed solely to the risks of this Sub-fund.

Recommended investment period: more than 3 years

➤ **Procedures for determining and allocating income**

Distributable Amounts	"A EUR", "CR EUR", "R EUR", "I EUR", "K EUR" and "N EUR" shares	"B EUR", "J EUR", "KD EUR" and "O EUR" shares
Allocation of net income	Accumulation	Distribution
Allocation of net realised gains or losses	Accumulation	Accumulation (in full or in part) or Distribution (in full or in part) or Carried forward (in full or in part), at the discretion of the Management Company

Where distribution shares are concerned, the Sub-fund Management Company may decide to distribute one or more interim dividends on the basis of the financial positions certified by the Statutory Auditor.

➤ **Distribution frequency**

Accumulation shares: not applicable

Distribution shares: annual with the possibility of interim dividends. The payment of distributable income takes place within a period of no more than five months following the end of the financial year and within one month for interim dividends following the date of the position certified by the auditor.

➤ **Share characteristics**

The sub-fund has 10 share classes: " A EUR ", "B EUR", "CR EUR", "I EUR", "J EUR", "K EUR", "KD EUR", "N EUR", "O EUR" and "R EUR" shares.

The A EUR share is denominated in Euros and expressed in shares or thousandths of a share.

The B EUR share is denominated in Euros and expressed in shares or thousandths of a share.

The CR EUR share is denominated in Euros and expressed in shares or thousandths of a share.

The I EUR share is denominated in Euros and expressed in shares or thousandths of a share.

J EUR shares are denominated in Euros and expressed in shares or thousandths of a share.

The K EUR share is denominated in Euros and expressed in shares or thousandths of a share.

The KD EUR share is denominated in Euros and expressed in shares or thousandths of a share.

The N EUR share is denominated in Euros and expressed in shares or thousandths of a share.

The O EUR share is denominated in Euros and expressed in shares or thousandths of a share.

The R EUR share is denominated in Euros and expressed in shares or thousandths of a share.

➤ ***Subscription and redemption procedures***

Date and frequency of net asset value calculation:

Daily, with the exception of public holidays and days on which the French equity markets (according to the official Euronext Paris S.A. calendar) and European derivative markets (according to the official EUREX calendar) are closed.

Initial net asset value:

A EUR shares: €99.09
 B EUR shares: €103.63
 CR EUR shares: €93.07
 I EUR shares: €93.71
 J EUR shares: €100.00
 K EUR shares: €102.75
 KD EUR shares: €92.18
 N EUR shares: €93.81
 O EUR shares: €91.10
 R EUR shares: €100.00

Minimum initial subscription:

A EUR shares: 1 Share.
 B EUR shares: 1 Share.
 CR EUR shares: 1 Share.
 I EUR shares: €500,000.
 J EUR shares: €500,000.
 K EUR shares: €500,000.
 KD EUR shares: €500,000.
 N EUR shares: €5,000,000.
 O EUR shares: €5,000,000.
 R EUR shares: 1 Share.

Minimum subsequent subscriptions:

A EUR shares: 1 thousandth of a share.
 B EUR shares: 1 thousandth of a share.
 CR EUR shares: 1 thousandth of a share.
 I EUR shares: 1 thousandth of a share.
 J EUR shares: 1 thousandth of a share.
 K EUR shares: 1 thousandth of a share.
 KD EUR shares: 1 thousandth of a share.
 N EUR shares: 1 thousandth of a share.
 O EUR shares: 1 thousandth of a share.
 R EUR shares: 1 thousandth of a share.

Subscription and redemption procedures:

Orders are executed in accordance with the table below.

Subscription and redemption conditions are expressed in business days.

D is the net asset value calculation day:

Clearing of subscription orders	Clearing of redemption orders	Date of order execution	Publication of the net asset value	Settlement of subscriptions	Settlement of redemptions
D, before 12:30 p.m.	D, before 12:30 p.m.	D	D+1	D+3	D+3*

In the event of the dissolution of the Fund, redemptions will be settled within a maximum of five business days

The Management Company has implemented a method of adjusting the Sub-fund's net asset value known as Swing Pricing. This mechanism is described in Section VII of the prospectus: "Asset valuation rules".

Redemption gates:

The Management Company may introduce redemption gates, which, in exceptional circumstances and provided they are in the interests of shareholders or the general public, enable redemption requests to be spread across several NAV (net asset value) dates once they exceed a given threshold.

Description of the method:

Once an objectively predetermined threshold of redemptions is reached on a particular NAV date, the Management Company may decide not to carry out all redemption requests on that NAV date. To establish this threshold, the Management Company takes into account the frequency of NAV calculation for the Sub-fund, the Sub-fund's management strategy and the liquidity of the assets in its portfolio.

The Management Company may apply redemption gates to the Sub-fund when the threshold of 5% of the net assets is reached. As the Sub-fund has multiple share classes, the trigger threshold will be the same for all of its share classes. This threshold of 5% takes into account cleared redemptions across all of the Sub-fund's assets, rather than being applied by share class.

The trigger threshold for the gates is based on the relationship between:

- the difference, on any given clearing date, between the total value of the redemptions and the total value of the subscriptions; and
- net assets of the Sub-fund.

When redemption requests exceed the trigger threshold of the redemption gates, the Sub-fund may nevertheless decide to honour redemption requests made beyond the predetermined threshold, by partially or fully executing the orders that could have been blocked.

For example, if the total volume of share redemption requests is 10% of the Sub-fund's net assets while the trigger threshold is set at 5% of the net assets, the SICAV may decide to honour redemption requests for up to 8% of the net assets, executing 80% of the redemption requests instead of the 50% it would execute if the 5% threshold was strictly applied.

Redemption gates may only be applied on a maximum of 20 NAV dates over 3 months.

Notifying shareholders:

When redemption gates are applied, shareholders of the Sub-fund will be notified by any means via the website <https://funds.edram.com>.

Shareholders of the Sub-fund whose redemption orders will not be executed will be informed individually as soon as possible.

Processing unexecuted orders:

While redemption gates are in operation, redemption orders will be executed in the same proportions for shareholders of the Sub-fund who have made a redemption request on a given NAV date.

The unexecuted part of the redemption order will not be given priority over subsequent redemption requests. Unexecuted parts of redemption orders are automatically postponed and may not be revoked by shareholders of the Sub-fund.

Exemption from redemption gates:

Subscription and redemption transactions on the same NAV date, for the same number of shares and by a single shareholder or beneficial owner (transactions known as “round trips”) are exempt from redemption gates. This exemption also applies to switches from one share class to another share class, on the same NAV date, for the same value and by a single shareholder or beneficial owner.

Subscription and redemption of “A EUR”, “B EUR”, “CR EUR”, “I EUR”, “J EUR”, “K EUR”, “KD EUR”, “N EUR”, “O EUR” et “R EUR” shares are executed in amounts, shares or thousandths of shares.

A switch from one share class to another share class within this Sub-fund or another Sub-fund of the SICAV is treated as a redemption transaction followed by a new subscription. Consequently, the tax system applicable to each subscriber depends on the tax provisions applicable to the subscriber’s individual situation and/or the investment jurisdiction of the Sub-fund. In case of uncertainty, subscribers should contact their adviser to obtain information about the tax regime applicable to them.

Unitholders are advised that orders sent to institutions responsible for receiving subscription and redemption orders must take into account the deadline for centralising orders that is applied to the transfer agent, Edmond de Rothschild (France). Consequently, the other institutions named may apply their own earlier deadline, in order to take into account transfer times to Edmond de Rothschild (France).

Option to limit or discontinue the subscriptions:

The SICAV will cease to issue new PC EUR shares with effect from 30 June 2017 at 12.30 p.m. PC EUR shares therefore may not be subscribed to as of this date.

Place and method of publication of net asset value:

The Sub-fund’s net asset value can be obtained from the Management Company:
EDMOND DE ROTHSCHILD ASSET MANAGEMENT (France)
47, rue du Faubourg Saint-Honoré – 75401 Paris Cedex 08, France

➤ **Charges and fees**Subscription and redemption fees:

Subscription and redemption fees increase the subscription price paid by the investor or reduce the redemption price. The fees payable to the sub-fund serve to offset the charges incurred by the sub-fund when investing and divesting investors’ monies. Fees which are not paid to the UCITS are paid to the Management Company, promoter, etc.

Fees payable by the investor on subscriptions and redemptions	Basis	Rate scale
Subscription fee not payable to Sub-fund EdR SICAV - Equity Euro Solve	Net asset value x Number of shares	A EUR shares: maximum 3%
		B EUR shares: maximum 3%
		CR EUR shares: maximum 3%
		I EUR shares: None
		J EUR shares: None
		K EUR shares: None
		KD EUR shares: None
		N EUR shares: None
		O EUR shares: None
		R EUR shares: maximum 3%
Subscription fee payable to the Sub-fund EdR SICAV – Equity Euro Solve	Net asset value x Number of shares	All classes of shares: None

Redemption fee not payable to Sub-fund EdR SICAV - Equity Euro Solve	Net asset value x Number of shares	All classes of shares: None
Redemption fee payable to the Sub-fund EdR SICAV - Equity Euro Solve	Net asset value x Number of shares	All classes of shares: None

Operating and management charges:

These charges cover all costs charged directly to the sub-fund, with the exception of transaction charges.

Transaction charges include intermediary charges (brokerage fees, local taxes, etc.) as well as any transaction fees, if applicable, that may be charged by the Custodian and the Management Company, in particular.

The following fees may be charged on top of management and administration fees:

- Performance fees.
- Transaction fees charged to the Sub-fund.
- Fees linked to temporary purchases and sales of securities, if applicable.

The Management Company is required to pay a share of the UCI's financial management fees as remuneration to intermediaries such as investment companies, insurance companies, management companies, marketing intermediaries, distributors or distribution platforms who have signed an agreement on distributing, investing UCI equities or forming relationships with other investors. This remuneration is variable, and depends on the business relationship with the intermediary and on the improvement in the quality of services provided to the client, which can be justified by the recipient of this remuneration. This remuneration may be fixed or calculated based on the net assets subscribed as a result of the intermediary's actions. The intermediary may or may not be a member of the Edmond de Rothschild group. In accordance with the applicable regulations, each intermediary will provide the customer with any useful information on costs and fees, as well as their remuneration.

For more details regarding ongoing charges invoiced to the investor, please refer to the Key Information Documents (KIDs).

Fees charged to the SICAV	Basis	Rate and scale
Financial management fees	Net assets of the sub-fund	A EUR shares: Maximum 1.45% incl. taxes
		B EUR shares: Maximum 1.45% incl. taxes
		CR EUR shares: Maximum 0.85% incl. taxes*
		I EUR share: Maximum 0.75% incl. taxes
		J EUR shares: Maximum 0.75% incl. taxes*
		K EUR shares: Maximum 0.85% incl. taxes*
		KD EUR shares: Maximum 0.85% incl. taxes*
		N EUR shares: Maximum 0.60% incl. taxes
		O EUR shares: Maximum 0.60% incl. taxes
		R EUR shares: Maximum 1.80% incl. taxes
Administrative costs external to the Management Company**, particularly custodian, appraiser and statutory auditor fees, etc.	Net assets of the sub-fund	A EUR shares: Maximum 0.10% incl. taxes
		B EUR shares: Maximum 0.10% incl. taxes
		CR EUR shares: Maximum 0.10% incl. taxes
		I EUR share: Maximum 0.10% incl. taxes
		J EUR shares: Maximum 0.10% incl. taxes*
		K EUR shares: Maximum 0.10% incl. taxes
		KD EUR shares: Maximum 0.10% incl. taxes
		N EUR shares: Maximum 0.10% incl. taxes
		O EUR shares: Maximum 0.10% incl. taxes
		R EUR shares: Maximum 0.10% incl. taxes
Transaction fees	On the transaction amount	None
Performance fee (1)	Net assets of the sub-fund	A EUR shares: 15% per year of the outperformance compared to the benchmark, which comprises 56% of the MSCI EMU index and 44% of the capitalised €STR, with net dividends reinvested
		B EUR shares: 15% per year of the outperformance compared to the benchmark, which comprises 56% of the MSCI EMU index and 44% of the capitalised €STR, with net dividends reinvested
		CR EUR shares: 15% per year of the outperformance compared to the benchmark, which comprises 56% of the MSCI EMU index and 44% of the capitalised €STR, with net dividends reinvested
		I EUR shares: 15% per year of the outperformance compared to the benchmark, which comprises 56% of the MSCI EMU index and 44% of the capitalised €STR, with net dividends reinvested
		J EUR shares: 15% per year of the outperformance compared to the benchmark, which comprises the MSCI EMU index (56%) and the capitalised €STR index (44%), with net dividends reinvested
		K EUR shares: None
		KD EUR shares: None

		N EUR shares: None
		O EUR shares: None
		R EUR shares: 15% per year of the outperformance compared to the benchmark, which comprises 56% of the MSCI EMU index and 44% of the capitalised €STR, with net dividends reinvested

*Including all taxes.

For this activity, the Management Company has not opted for VAT

** In the event of an increase in administrative fees external to the Management Company of 0.10% (incl. taxes) or less per annum, the Management Company may inform shareholders of the Sub-fund by any means. In the event of an increase of more than 0.10% (incl. taxes) per annum, shareholders will be informed individually and offered the chance to redeem their shares free of charge.

(1) Performance fee

Performance fees are payable to the Management Company in accordance with the following procedures:

Benchmark index: made up of 56% MSCI EMU index and 44% capitalised €STR.

The performance fee is calculated by comparing the performance of the sub-fund's share with that of an indexed reference asset. The indexed reference asset reproduces the performance of the benchmark index, adjusted for subscriptions, redemptions and, where applicable, dividends.

When the share outperforms its benchmark index, a provision of 15% will be applied to its outperformance.

In cases where the sub-fund's share outperforms that of its benchmark index over the reference period—even if the share has had a negative performance—a performance fee may be charged.

A provision for performance fees will be made each time the net asset value is calculated.

When shares are redeemed, the Management Company receives the portion of the performance fee corresponding to the shares redeemed.

In the event of under-performance, the performance fee provision will be reduced by reversing the provision. The reversal cannot be more than the provision.

The reference periods shall end with the last net asset value for the month of September.

This performance fee is payable annually after the last net asset value for the reference period is calculated.

The reference period is a minimum of one year. The first reference period shall run from the date of creation of the share to the end date of the first reference period, ensuring compliance with the minimum term of one year.

At the end of the reference period, if the performance of the share is lower than that of its benchmark index over the reference period, no fee will be payable and the reference period will be extended by one year. The reference period may be extended four times and may therefore be greater than or equal to 5 years, but strictly less than 6 years.

At the end of a reference period of five years or more,

in the event that the performance of the share is lower than that of its benchmark index, no fee will be payable. A new reference period shall be established, beginning at the end of the sub-period of the reference period at the end of which the greatest relative performance (greatest outperformance or least underperformance) is recorded. "Sub-periods" mean the sub-periods starting at the beginning of the reference period and ending at the end of each crystallisation date within the reference period.

if the performance of the share exceeds that of its benchmark index, a fee is payable. The reference period is renewed, and a new reference period shall begin at the end of the one that is ending.

At the end of reference period t:

- If the difference between the NAV of the share and its target NAV is positive, a performance fee will be implemented and charged. This NAV becomes the new reference NAV, and a new reference period shall begin at the end of this reference period

- If the difference between the NAV of the sub-fund and its target NAV is negative, a performance fee will not be implemented or charged; and:

- if the share has a reference period of less than five years, it will be extended by one year. The reference NAV then remains unchanged.

- when the reference period is greater than or equal to 5 years, the cumulative outperformance at the end of each sub-period of the reference period is recorded. The sub-periods making up the reference period are the following: [t-5; t-4], [t-5; t-3], [t-5; t-2], [t-5; t-1], [t-5; t]. A new reference period shall be established, beginning at the end of the sub-period with the highest relative performance. The Reference NAV becomes equal to the NAV of the share at the end of that sub-period.

Calculation method

Amount of provision = MAX (0; NAV(t) – Target NAV (t)) x performance fee rate

NAV (t): net assets at the end of year t

Reference NAV: last net asset value of the previous reference period

Reference date: date of reference NAV

Target NAV (t) = Reference NAV x (benchmark index value on date t/benchmark index value on the reference date) adjusted for subscriptions, redemptions and dividends.

Examples:

The examples below are based on the assumption of zero subscriptions, redemptions and dividends.

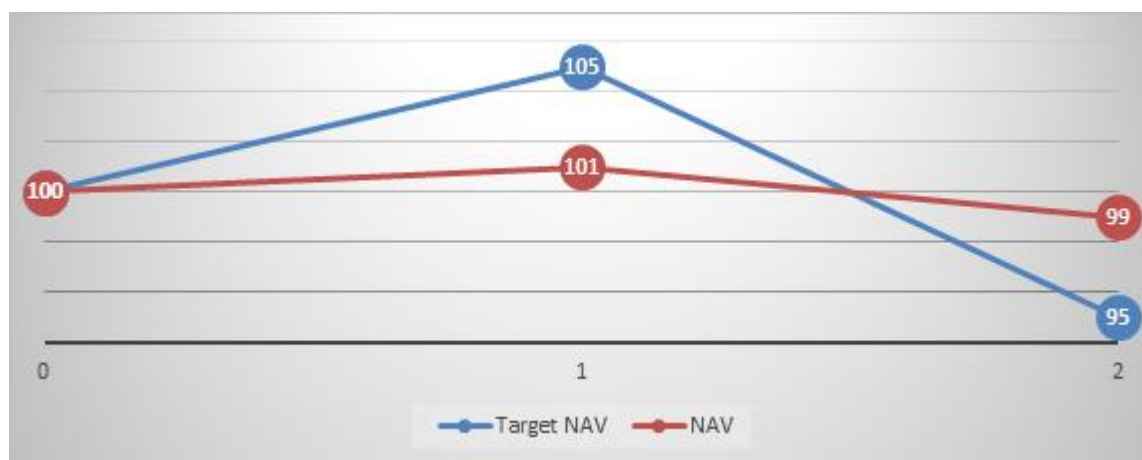
Example 1:

Period	0	1	2
Target NAV	100	105	95
NAV	100	101	99
Basis of calculation: NAV-Target NAV		-4	4

Period	Combined share performance*	Combined index performance*	Combined relative performance*	Share performance in previous year	Index performance in previous year	Relative performance in previous year	Charged fee**	Renewed period "R" / Extended period "E" or Deferred period "D"
0-1	1	5	-4	1	5	-4	No	E
0-2	-1	-5	4	-2	-10	8	Yes	R

*from start of reference period

** for outperformance



0-1 period: The NAV for the reference period is less than the Target NAV (101 versus 105, differential/relative performance from start of reference period -4). No performance fee is therefore charged and the initial one-year reference period is extended by an additional year. The reference NAV is unchanged.

0-2 period: The NAV for the reference period is higher than the Target NAV (99 versus 95, differential/relative performance from start of reference period of 4). Absolute performance from the start of the reference period is negative (end of reference period NAV: 99 < NAV start of reference period: 100). A performance fee is charged, its basis of calculation is equal to the combined relative performance since the start of the reference period (4). Its amount is equal to the basis of calculation multiplied by the performance fee rate. The reference period is renewed and a new reference NAV is set at 99.

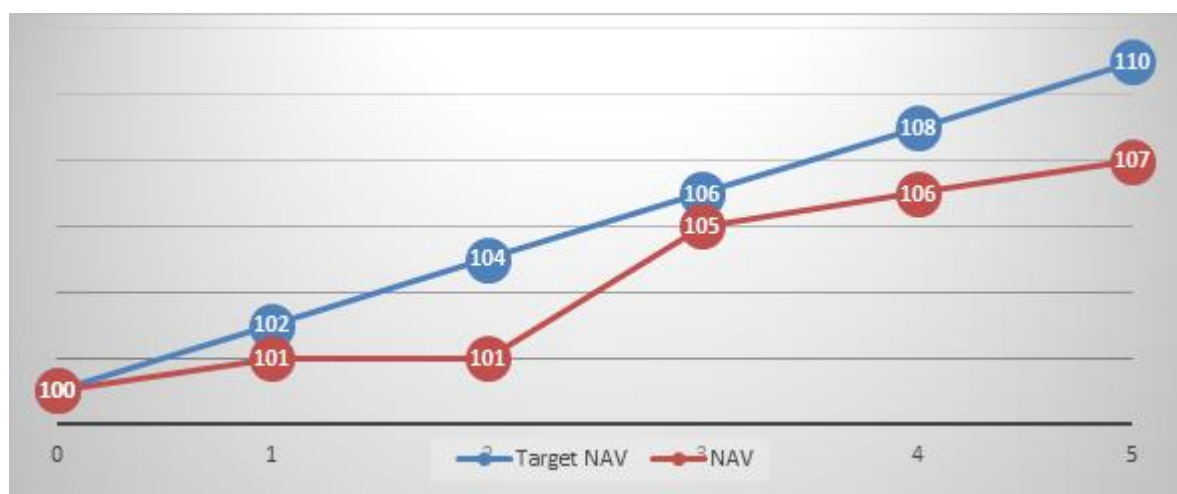
Example 2:

Period	0	1	2	3	4	5
Target NAV	100	102	104	106	108	110
NAV	100	101	101	105	106	107
Basis of calculation: NAV-Target NAV		-1	-3	-1	-2	-3

Period	Combined share performance*	Combined index performance*	Combined relative performance*	Share performance in previous year	Index performance in previous year	Relative performance in previous year	Application of a fee	Renewed period "R" / Extended period "E" or Deferred period "D"
0-1	1	2	-1	1	2	-1	No	E
0-2	1	4	-3	0	2	-2	No	E
0-3	5	6	-1	4	2	2	No	E
0-4	6	8	-2	1	2	-1	No	E
0-5	7	10	-3	1	2	-1	No	D

*from start of reference period

** for outperformance



0-1 and 0-2 periods: The absolute performance generated over the period is positive (NAV>reference NAV) but the relative performance is negative (NAV<Target NAV). No performance fee is charged. The reference period is extended by one year at the end of the first year and by an additional year at the end of the second year. The reference NAV is unchanged.

0-3 period: The absolute performance generated over the period is positive (5) and the relative performance generated over the year is positive (4), but the cumulative relative performance since the start of the reference period (0-3) is negative (-1). Therefore, no performance fee is charged. The reference period is extended by an additional year. The reference NAV is unchanged.

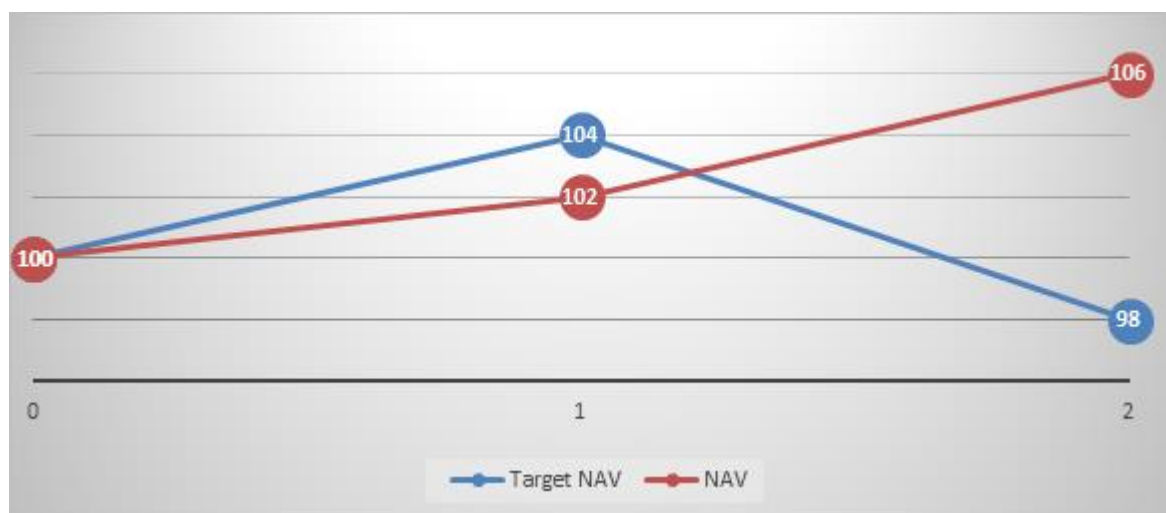
0-4 period: Negative relative performance over the period, no performance fee, the reference period is extended again by an additional year for the fourth and last time. The reference NAV is unchanged.

0-5 period: Relative performance over a negative period, no performance fee is charged. The reference period has reached its maximum duration of five years and therefore cannot be extended. A new reference period is established, beginning at the end of year 3, with the year-end NAV of year 3 as the reference NAV (105: year-end NAV over the current reference period having the highest combined relative performance, in this case of -1).

Example 3:

Period	0	1	2
TARGET NAV	100	104	98
NAV	100	102	106
BASIS OF CALCULATION: NAV-TARGET NAV		-2	8

Period	Combined share performance*	Combined index performance*	Combined relative performance*	Share performance in previous year	Index performance in previous year	Relative performance in previous year	Application of a fee	Renewed period "R" / Extended period "E" or Deferred period "D"
0-1	2	4	-2	2	4	-2	No	Pt
0-2	6	-2	8	4	-6	10	Yes	R



0–1 period: Positive absolute performance but underperformance of -2 (102–104) over the reference period. No performance fee is charged. The reference period is extended by one year. The reference NAV is unchanged.

0–2 period: Positive absolute performance and outperformance of 8 (106–98). A performance fee is therefore charged with a basis of calculation of 8. The reference period is renewed, a new reference NAV is set at 106.

Example 4:

Period	0	1	2	3	4	5	6
Target NAV	100	108	110	118	115	110	111
NAV	100	104	105	117	103	106	114
Reference NAV	100	100	100	100	100	100	117
Basis of Calculation: NAV-Target NAV		-4	-5	-1	-12	-4	3

*from start of reference period

** for outperformance

*** rounded

0–1 period: The performance of the share is positive (4) but lower than that of the benchmark index (8) over the reference period. No performance fee is payable. The reference period is extended by one year. The reference NAV remains unchanged (100).

0–2 period: The performance of the share is positive (5) but lower than that of the benchmark index (10) over the reference period. Therefore, no performance fee is payable. The reference period is extended by one year. The reference NAV remains unchanged (100).

0–3 period: The performance of the share is positive (17) but lower than that of the benchmark index (18) over the reference period. Therefore, no performance fee is payable. The reference period is extended by one year. The reference NAV remains unchanged (100).

Period	Combined share performance*	Combined index performance*	Combined relative performance*	Share performance in previous year	Index performance in previous year	Relative performance in previous year	Application of a fee	Renewed period "R" / Extended period "E" or Deferred period "D"	Change in reference NAV
0–1	4	8	-4	4	8	-4	No	E	No
0–2	5	10	-5	1	2	-1	No	E	No
0–3	17	18	-1	11	7	4	No	E	No
0–4	3	15	-12	-12	-3	-9	No	E	No
0–5	6	10	-4	3	-4	7	No	D	Yes
3–6	-3	-5	3***	8	2	6	Yes	R	Yes

0–4 period: The performance of the share is positive (3) but lower than that of the benchmark index (15) over the reference period. Therefore, no performance fee is payable. The reference period is extended by one year. The reference NAV remains unchanged (100).

0–5 period: The performance of the share is positive (6) but lower than that of the benchmark index (10) over the reference period. Therefore, no performance fee is payable. The reference period has reached its maximum duration of five years and therefore cannot be extended. A new reference

period shall be established, beginning at the end of year 3, with the year-end NAV of year 3 as the reference NAV (117: year-end NAV over the current reference period having the highest combined relative performance, in this case of -1).

3–6 period: The performance of the share is negative (-3) but higher than that of the benchmark index (-5). A performance fee is therefore charged, with the basis of calculation being the combined relative performance since the beginning of the period, i.e. NAV (114)-Target NAV (111): 3. The reference NAV becomes the NAV at the end of the period (114). The reference period is renewed.

Fees linked to equity research as defined by Article 314-21 of the AMF General Regulation are charged to the Sub-fund.

Any retrocession of management fees for the underlying UCIs and investment funds collected by the Sub-fund EdR SICAV - Equity Euro Solve will be repaid to the Sub-fund. The rate of management fees applicable to the underlying UCIs and investment funds will be valued by taking into account any retrocessions collected by the Sub-fund.

In the exceptional case that a sub-custodian applies an unanticipated transaction fee not set out in the terms and conditions above, with regard to a specific transaction, a description of the transaction and the transaction fees charged will be specified in the management report of the SICAV.

Shareholders can find out more information in the SICAV's annual report.

Procedure for selecting intermediaries:

In accordance with the AMF General Regulation, the Management Company has established a Best Selection/Best Execution policy for intermediaries and counterparties.

The purpose of this policy is to select, according to various predetermined criteria, the brokers and intermediaries whose execution policy will achieve the best possible results when executing orders. The Edmond de Rothschild Asset Management (France) Policy is available on its website: www.edram.fr.

Calculation and allocation of the proceeds resulting from temporary purchases and sales of securities and any equivalent transaction under foreign law:

Repurchase agreements are conducted through Edmond de Rothschild (France) according to the prevailing market conditions at the time of the transaction.

The operating costs and expenses linked to these transactions are borne by the Sub-fund. Income generated by these transactions is paid in full to the Sub-fund.

Calculation and allocation of the proceeds resulting from total return swaps (TRS) and any equivalent transaction under foreign law:

The operating costs and expenses linked to these transactions are borne by the Sub-fund. Income generated by these transactions is paid in full to the Sub-fund.

EdR SICAV – Start

➤ **Date created**

The Sub-fund was approved by the French financial markets authority (Autorité des Marchés Financiers – AMF) on 04 January 2019.

The Sub-fund was created on 21 March 2019, through the merger of the following fund:

- Edmond de Rothschild Start, created on 14 May 2007.

➤ **ISIN code**

A CHF (H) shares:	FR0012538072
A EUR shares:	FR0010459693
A USD (H) share:	FR0011050400
CR EUR shares:	FR0013307642
CR USD (H) shares:	FR0013312303
I CHF (H) shares:	FR0012538064
I EUR shares:	FR0010471136
I USD (H) shares:	FR0011050418
J EUR shares:	FR0013295888
N EUR shares:	FR0010773614
P EUR shares:	FR0013414851
R EUR shares:	FR0010773598

➤ **Specific tax regime**

None.

➤ **Delegation of financial management**

Edmond de Rothschild Asset Management (France) delegates part of the financial management of the SICAV to: Edmond de Rothschild (Suisse) S.A.

This delegation of financial management focuses on currency hedging for the shares hedged.

➤ **Exposure to other foreign UCITS, AIFs or investment funds**

Up to 10% of its net assets.

➤ **Management objective**

The Sub-fund management strategy is discretionary and opportunistic. The UCITS takes positions on the bond and equity markets and on currencies. The Sub-fund's objective is to seek absolute performance, decorrelated over the recommended investment period, on the main international equity and bond markets. In the context of its management, the Sub-fund's target volatility will be 2% and may reach a maximum of 3%.

The Sub-fund is actively managed, which means that the Manager makes investment decisions with the aim of achieving the Sub-fund's objective and investment policy. This active management includes taking decisions related to asset selection, regional allocation, sectoral views and overall market exposure. The Manager is in no way limited by the composition of the benchmark index in the positioning of the portfolio, and the Sub-fund may not hold all the components of the benchmark index or indeed any of the components in question. The Sub-fund may diverge wholly or significantly from the benchmark index or, occasionally, very little.

➤ **Benchmark index**

The benchmark index to which the performance of A EUR, CR EUR, R EUR, I EUR, J EUR, N EUR and P EUR shares may be compared is the capitalised €STR. The €STR (Euro Short-Term Rate) is an interest rate calculated and administered by the European Central Bank, which reflects the price in euro of the overnight borrowing costs of a sample of banks located in the eurozone.

All information on the €STR (Euro Short-Term Rate) index is available on the website of the European Central Bank (ECB): <https://www.ecb.europa.eu/>. The administrator of the €STR benchmark index, the European Central Bank, falls within the scope of exemption provided for under Article 2.2 of the BMR. As such, the ECB is not required to obtain authorisation or to be included in the register of administrators and benchmark indices held by ESMA.

The benchmark index to which the performance of CR USD (H), A USD (H) and I USD (H) shares may be compared is the capitalised Federal Funds Effective Rate. The Federal Funds Effective Rate corresponds to the average

overnight rate of the dollar zone. It is calculated by the New York Federal Reserve and represents the risk-free rate for the dollar zone. At the date of the latest update of this prospectus, the Federal Funds Effective Rate benchmark index, administered by the Federal Reserve (website: <https://www.federalreserve.gov/>), fell within the scope of exemption provided for under Article 2.2 of the Benchmark Regulation (as a benchmark of a central bank) and, as such, was not included in the ESMA Register.

The benchmark index to which the performance of A CHF (H) and I CHF (H) shares may be compared is the capitalised SARON index.

SIX Financial Information AG (website: <https://www.six-group.com/financial-information/en/home.html#country=se>), the administrator of the SARON benchmark index, is included in the register of administrators and benchmark indices held by ESMA.

As the Sub-fund is not index-linked, its performance may differ significantly from that of the benchmarks, which only serve as a basis for comparison.

The rates and indices used are annualised. The calculation of the performance of these indicators includes coupons.

In accordance with Regulation (EU) 2016/1011 of the European Parliament and of the Council of 8 June 2016, the Management Company has a procedure in place for monitoring the benchmark indices used, which sets out the action to be taken in the event that an index materially changes or ceases to be provided.

➤ **Investment strategy**

Strategies used

The Sub-fund management strategy is discretionary and opportunistic. The UCITS takes positions on the bond and equity markets and on currencies. The Sub-fund's objective is to seek absolute performance, decorrelated over the recommended investment period, on the main international equity and bond markets.

The ESG investment universe consists of public and private debt securities rated investment grade or high yield and issued by developed and emerging countries, as well as international equities. The Management Company may select securities from outside of this ESG universe. It will, however, ensure that the selected ESG universe is a relevant means of comparison for the Sub-fund's ESG rating.

The Manager will systematically include environmental, social and governance (ESG) factors in their financial analysis in order to select the portfolio's securities.

In the portfolio, at least 90% of debt securities and money-market instruments with an investment-grade credit rating, or issued by "developed" countries, and 75% of debt securities and money-market instruments with a high-yield credit rating, or issued by "emerging" countries, will have an ESG rating. This will be either a proprietary ESG rating or a rating provided by an external non-financial rating agency. At the end of this process, the Sub-fund will have an ESG rating that is greater than that of its investment universe.

Environmental, social and governance (ESG) criteria are one of the components subject to management, although their weighting in the final decision is not defined beforehand.

Furthermore, the securities selection process also includes negative screening to exclude companies that contribute to the production of controversial weapons in compliance with international conventions in this area as well as companies that are exposed to activities related to thermal coal, unconventional fossil fuels or tobacco in accordance with the exclusion policy of Edmond de Rothschild Asset Management (France), which is available on its website. This negative screening helps mitigate sustainability risk.

The Sub-fund promotes environmental, social and governance (ESG) criteria within the meaning of Article 8 of Regulation (EU) 2019/2088, known as the "Disclosure Regulation" or "SFDR", and is subject to sustainability risk as defined in the Risk Profile section of the prospectus.

The Sub-fund integrates sustainability risk and takes into account the main negative impacts in its investment decisions.

As part of its proprietary ESG analysis method, Edmond de Rothschild Asset Management (France) takes into account, to the extent that data is available, the eligibility share and alignment with the taxonomy regarding the proportion of the turnover that is considered to be green or the investments aligned with this. We take into account

the figures published by businesses or estimated by external service providers. We always consider the environmental impact, according to sectoral specificities. The carbon footprint on relevant parameters, the company's climate strategy and greenhouse gas reduction goals can also be analysed, as well as the environmental added value of products or services, eco-design etc.

The “causing no significant harm” principle only applies to investments underlying the financial product that take into account the environmental criteria of the European Union in terms of sustainable economic activities. The investments underlying the remaining portion of this financial product do not take into account the environmental criteria of the European Union in terms of sustainable economic activities.

As it is currently unable to provide reliable data for evaluating the share of its investments that are eligible for or aligned with the EU Taxonomy Regulation, at this stage, the Sub-fund is not able to fully and accurately calculate the underlying investments that qualify as environmentally sustainable in the form of a minimum alignment percentage in accordance with a strict interpretation of Article 3 of the aforementioned regulation.

Currently, the sub-fund does not aim to make investments that contribute to environmental objectives focused on mitigating climate change and/or adapting to climate change.

Therefore, the percentage of investments aligned with the Taxonomy is currently 0%.

In the context of its management, the Sub-fund's target volatility will be 2% and may reach a maximum of 3%.

To achieve its management objective, the Sub-fund will be invested as follows:

- up to 100% of its net assets in public debt securities issued by OECD or European Union member states without restriction as to their maturity and rated “Investment Grade” or belonging to the “High Yield” class (speculative securities with a long-term rating below BBB- and a short-term rating below A3 as rated by Standard & Poor's or equivalent, or with an equivalent internal rating from the Management Company).
- up to 100% of net assets in public debt securities issued by emerging countries outside the OECD and European Union, without restriction as to their maturity and rated “Investment Grade” (rated BBB- or higher by Standard & Poor's or equivalent, or with an equivalent internal rating from the Management Company).
- up to 100% of net assets in private debt securities (particularly corporate bonds) rated “Investment Grade”, without restriction as to their maturity.
- up to 25% of its net assets in debt securities belonging to the “High Yield” class issued by private-sector companies, without restriction as to their maturity or geographical area.
- up to 25% of its net assets in public debt securities belonging to the “High Yield” class issued by non-OECD and European Union emerging countries without restriction as to their maturity.
Total investment in High Yield category debt issued by private sector companies and by non-OECD and European Union emerging countries may not exceed 30% of net assets.
The selection of securities is not based automatically and exclusively on the rating criterion. It is mainly based on an internal analysis. Prior to each investment decision, the Management Company analyses each security on criteria other than its rating.
- up to 40% of its net assets in securities issued in currencies other than the euro.

The Sub-fund may also be exposed as follows:

- between -10% and +15% of its net assets to equity markets of all capitalisations and in all geographical or business sectors.
- up to 40% of its net assets to currency risk.

The Sub-fund's sensitivity to interest rates may fluctuate between -2 and +4.

Assets usedDebt securities and money market instruments:

Sensitivity to interest rates	-	[-2; 4]
Geographic region of the issuers	OECD, European Union	up to 100% of net assets
	Other geographic regions, including emerging countries	up to 100% of net assets
Currency in which securities are denominated	Euro	up to 100% of net assets
	Other currencies	up to 40% of net assets
Currency risk level	-	up to 40% of net assets

The Sub-fund may invest up to 100% of its assets in debt securities and money-market instruments in order to gain exposure to bond or money markets. In addition, the Sub-fund may gain indirect exposure to bond or money markets through derivatives or UCIs.

The Sub-fund may invest up to 100% of its net assets in public debt securities issued by OECD or European Union member states, without restriction as to their maturity or rating, and up to 100% of its net assets in public debt securities issued by non-OECD and European Union emerging countries, without restriction as to their maturity and rated “Investment Grade” (rating higher than or equal to BBB- according to Standard & Poor’s or equivalent, or with an equivalent internal rating from the Management Company).

Investment in private debt securities rated “Investment Grade” may be as high as 100% of the Sub-fund’s net assets, without restriction as to their maturity or geographical area.

The Sub-fund may also invest up to 25% of its net assets in securities belonging to the “High Yield” class (speculative securities with a long-term rating below BBB- and a short-term rating of A3 according to Standard & Poor’s or equivalent, or with an equivalent internal rating from the Management Company) issued by private sector companies, without restriction as to their maturity or geographical area. Up to 25% of its net assets in public debt securities belonging to the High Yield category issued by non-OECD and European Union emerging countries. Total investment in “High Yield” class debt issued by private sector companies and by non-OECD and European Union emerging countries may not exceed 30% of net assets.

The Sub-fund’s sensitivity to interest rates may fluctuate between -2 and +4.

Equities:

The Sub-fund may invest in all equity markets, in shares with or without voting rights, of all capitalisations and from any geographical region or business sector. The Sub-fund’s exposure range to the equity market will be between -10% and +15% of its net assets. In addition, the Sub-fund may be exposed to equities indirectly through forward financial instruments and UCIs, including exchange-traded funds.

Currencies:

The Sub-fund may invest up to 40% of its net assets in securities issued in currencies other than the euro. Up to 40% of the Sub-fund’s net assets may be exposed to currency risk.

UCIs:

The Sub-fund may invest up to 10% of its assets in units or shares of French or foreign UCITS or French AIFs, particularly equity, investment-grade bonds, high-yield bonds (i.e. speculative in nature), money-market or dynamic bonds. Within this 10% limit, the Sub-fund may also invest in shares or units of foreign AIFs and/or foreign investment funds that meet the regulatory eligibility criteria.

These UCIs and investment funds may be managed by the Management Company or by an affiliated company.

Financial contracts:

In order to hedge its assets and/or achieve its management objective, the Sub-fund may use financial contracts traded on regulated markets (futures, listed options) or over-the-counter markets (options, swaps, etc.). In this context, the manager may create synthetic exposure or hedging on indices, business sectors or geographic areas. To this end, the Sub-fund may take up positions with a view to hedging the portfolio against certain risks (equity, interest rate, credit, exchange rate, commodities) or exposing itself to interest rate, credit, equity, currency and commodities futures risk, etc. In this context, the manager may adopt strategies which principally aim to anticipate or hedge the Sub-fund against the default risk of one or more issuers or to expose the portfolio to the credit risk of one or more issuers. These strategies will be implemented primarily through the sale or purchase of protections via Credit Default Swap credit derivatives, on single-reference entity or on indices (iTraxx or CDX).

In addition, the Sub-fund may use over-the-counter forward foreign exchange contracts in the form of total return swaps (TRS) on bonds, bond indices and/or bond baskets up to a limit of 25% of its net assets for the purpose of hedging or exposure. The expected proportion of assets under management that will be subject to such contracts is 10%.

The counterparties to the transactions of these contracts are first-rate financial institutions domiciled in OECD countries that have a minimum rating of Investment Grade (rating greater than or equal to BBB- by Standard & Poor's or equivalent, or a rating deemed equivalent by the Management Company).

These counterparties do not have any influence over the composition or management of the Sub-fund's portfolio.

In order to limit significantly the total counterparty risk of instruments traded over the counter, the Management Company may receive cash collateral which will be deposited with the custodian and will not be reinvested.

Risks in which the manager intends to trade:

- Interest-rate risk;
 - Equity risk;
 - Currency risk (primarily on non-convertible currencies);
 - Credit risk;
 - Commodity risk (up to a limit of 10% of assets);
- and components/parameters of these risks (specifically volatility).

Nature of actions:

- Hedging;
- Exposure;
- Arbitrages.

The Sub-fund may invest in any type of financial contract traded on international regulated, organised or over-the-counter markets.

Strategy for the use of derivatives:

- Hedging the portfolio against certain risks or exposing it to certain risks/asset classes;
- Building synthetic exposure to assets, risks and/or parameters or components of these asset classes and risks;
- Increasing exposure to the market.

The maximum commitment under such transactions shall meet the limits set for absolute VaR using the Value-at-Risk calculation method, capped by regulations at 20% of the assets with a threshold of 99% over 20 business days.

Securities containing derivatives:

To achieve its management objective, the sub-fund may also invest in financial instruments containing embedded derivatives. The sub-fund may invest solely in:

- callable or puttable bonds for up to 100% of net assets,
- convertible bonds for up to 25% of net assets.

Cash loans:

The sub-fund is not intended to be a cash borrower. However, a liability position may exist at certain points due to transactions related to the Sub-fund's cash flows (ongoing investments and divestments, subscription/redemption transactions, etc.), up to a limit of 10% of its net assets.

Temporary purchases and sales of securities:

In order to achieve efficient portfolio management and without deviating from its investment objectives, the sub-fund may make temporary purchases and sales of securities involving eligible financial securities or money-market instruments, up to 100% of its net assets. More precisely, these transactions will consist of repurchase and reverse repurchase agreements on interest-rate or debt securities of eurozone countries and will be carried out in the context of cash management and/or the optimisation of the Sub-fund's income.

The expected proportion of assets under management which will be the subject of such transactions will be 10% of the net assets.

The counterparties to these transactions are first-rate financial institutions domiciled in OECD countries that have a minimum rating of investment grade (rating greater than or equal to BBB- according to Standard & Poor's or equivalent, or a rating deemed equivalent by the Management Company).

These counterparties do not have any influence over the composition or management of the Sub-fund's portfolio.

In order to limit significantly the total counterparty risk of instruments traded over the counter, the Management Company may receive cash collateral which will be deposited with the custodian and will not be reinvested.

Further information on the remuneration for temporary sales and purchases of securities is provided in the "Charges and fees" section.

Deposits:

The Sub-fund may deposit up to 20% of its net assets with the custodian.

➤ **Investments between Sub-funds**

The Sub-fund may invest up to 10% of its net assets in another Sub-fund of the SICAV Edmond de Rothschild Fund.

The overall investment in other Sub-funds of the SICAV is limited to 10% of its net assets.

➤ **Risk profile**

Your money will be invested primarily in financial instruments selected by the Management Company. These instruments will be subject to market trends and fluctuations.

The risk factors described below are not exhaustive. It is the responsibility of each investor to analyse the risk associated with such an investment and to form his/her own opinion independently of the Edmond de Rothschild Group by obtaining as much specialist advice on such matters as is necessary in order to ensure this investment is appropriate for his/her financial and legal position and investment term.

Risk of capital loss:

The Sub-fund does not guarantee or protect the capital invested, so investors may not recover the full amount of the capital they initially invested, even if they retain the shares for the duration of the recommended investment period.

Discretionary management risk:

The discretionary management style is based on anticipating trends in the various markets (equities, bonds, money market, commodities and currencies). However, there is a risk that the sub-fund may not be invested in the best-performing markets at all times. The Sub-fund's performance may therefore be lower than the investment objective, and a drop in its net asset value may lead to negative performance.

Credit risk:

The main risk linked to debt securities and/or money market instruments such as treasury bills (BTFs and BTANs) or short-term negotiable securities is that of issuer default, due either to the non-payment of interest and/or the non-repayment of capital. Credit risk is also associated with the downgrading of an issuer. Shareholders are reminded that the net asset value of the Sub-fund is likely to fall if a total loss is recorded on a financial instrument following default by an issuer. The inclusion of debt securities in the portfolio, whether directly or through UCIs, exposes the Sub-fund to the effects of variations in credit quality.

Credit risk linked to investment in speculative securities:

The Sub-fund may invest in issues from companies rated as non-investment grade by a rating agency (rating below BBB- from Standard & Poor's or equivalent) or those with an equivalent internal rating from the Management Company. These issues are known as speculative securities and present a higher risk of issuer default. This sub-fund should therefore be considered partly speculative and as being aimed specifically at investors who are aware

of the risks inherent in investing in such securities. As a result, the use of high-yield securities (speculative securities with a higher risk of issuer default) may incur a greater risk of a fall in the net asset value.

Interest rate risk:

The exposure to interest rate products (debt securities and money market instruments) makes the sub-fund sensitive to interest rate fluctuations. Interest rate risk might result in a fall in the value of the security and thus the net asset value of the sub-fund in the event of a change in the yield curve.

Risk associated with investing in emerging markets:

The sub-fund may be exposed to emerging markets. In addition to the individual risks of each issuing company, there are also external risks, particularly in these markets. Furthermore, investors are reminded that the operating and oversight conditions in these markets may differ from the standards that prevail on major international exchanges. Consequently, the holding of such securities may increase the portfolio's risk profile. A fall in the market may thus be more pronounced and rapid than in developed countries, the net asset value may fall further and more rapidly, and finally, the companies held in the portfolio may have governments as shareholders.

Currency risk:

The capital may be exposed to currency risk when its constituent securities or investments are denominated in a different currency from that of the sub-fund. Currency risk is the risk of a fall in the exchange rate of the base currency of financial instruments in the portfolio against the Sub-fund's base currency, the euro, which may lead to a fall in the net asset value.

Equity risk:

The value of a share may vary as a result of factors related to the issuing entity but also as a result of external, political or economic factors. Fluctuations in the equity and convertible bond markets, whose performance is in part correlated with that of the underlying equities, may lead to substantial variations in the net assets, which could have a negative impact on the performance of the sub-fund's net asset value.

Risk associated with financial and counterparty contract commitments:

The use of financial contracts may entail the risk of a sharper, more abrupt fall in the net asset value than in the markets in which the sub-fund invests. Counterparty risk results from this sub-fund's use of financial contracts traded on over-the-counter markets and/or of temporary purchases and sales of securities. Such transactions potentially expose the sub-fund to the risk of one of its counterparties defaulting and to a possible decrease in its net asset value.

Liquidity risk:

The markets in which the Sub-fund trades may occasionally be affected by a lack of liquidity. These market conditions may affect the prices at which the Sub-fund may have to liquidate, initiate, or modify positions.

Risk linked to derivatives:

The Sub-fund may invest in forward financial instruments (derivatives).

The use of financial contracts may entail the risk of a sharper, more abrupt fall in the net asset value than in the markets in which the sub-fund invests.

Risk associated with arbitrage strategies:

The Sub-fund may invest in UCIs that are able to take positions on the futures markets. However, financial market trends may turn out to be contrary to those anticipated by the tools used by underlying UCIs, which may cause the net asset value to fall.

Risks associated with temporary purchases and sales of securities and with total return swaps: The use of securities financing transactions and total return swaps, as well as the management of their collateral, may involve certain specific risks such as operational risks or custody risk. These transactions may therefore have a negative effect on the net asset value of the Sub-fund.

Legal risk:

This is the risk that inadequately drafted contracts are concluded with counterparties for temporary purchases and sales of securities and for total return swaps.

Sustainability risk:

Means an environmental, social or governance event or condition that, if it occurs, could cause a significant negative, material or potential, impact on the value of the investment. The Fund's investments are exposed to a sustainability risk that could have a significant negative impact on the value of the Fund. Consequently, the Manager identifies and analyses sustainability risks as part of their investment policy and investment decisions.

Risks associated with ESG criteria:

The integration of ESG and sustainability criteria into the investment process may exclude securities from certain issuers on non-investment grounds and, consequently, certain market opportunities that are available to funds that do not use ESG or sustainability criteria may not be available to the Sub-fund, and the Sub-fund's performance may at times be better or worse than that of comparable funds that do not use ESG or sustainability criteria. Asset selection may be based in part on a proprietary ESG rating process or on exclusion lists ("ban lists") which are partly based on third-party data. The lack of common or harmonised definitions and labels that incorporate ESG and sustainability criteria at EU level may cause managers to adopt different approaches when defining the ESG objectives and determining whether these objectives have been achieved by the funds they manage. This also means that it may be difficult to compare strategies that include ESG and sustainability criteria, given that the

selection and weightings applied to the selected investments may, to some extent, be subjective or based on indicators that may share the same name, but whose underlying meanings are different. Investors are advised that the subjective value that they may or may not assign to certain types of ESG criteria may differ substantially from the Financial Manager's methodology. The lack of harmonised definitions may also result in certain investments not benefiting from preferential tax regimes or tax credit schemes, as a result of ESG criteria being valued differently than initially envisaged.

➤ **Guarantee or capital protection:**

None.

➤ **Eligible subscribers and typical investor profile**

A EUR, A CHF (H) and A USD (H) shares: All investors.

R EUR shares: All subscribers (more specifically marketed by the distributors selected by the Management Company).

I EUR, I CHF (H), J EUR, N EUR and I USD (H) shares: Legal entities and institutional investors trading on their own behalf or on behalf of third parties as well as shareholders who subscribed to the Sub-fund before 21/03/2019.

P EUR shares: Legal entities and institutional investors dealing on their own behalf or on behalf of third parties.

CR EUR and CR USD (H) shares: All subscribers; these shares may be marketed to retail investors (non-professional or professional) exclusively in the following cases:

- Subscription as part of independent advice provided by a financial advisor or regulated financial entity,
- Subscription as part of non-independent advice, with a specific agreement that does not authorise them to receive or retain trailer fees,
- Subscription by a financial entity regulated on behalf of its client as part of a management mandate.

In addition to the management fees charged by the Management Company, each financial advisor or regulated financial entity may be liable to pay the management or advisory fees incurred by each investor. The Management Company is not party to such agreements.

Shares are not registered for marketing in all countries. They are therefore not open to subscription for retail investors in all jurisdictions.

The person in charge of checking compliance with the criteria on investor and purchaser capacity and ensuring that the latter have received the required information is the person tasked with the actual marketing of the SICAV.

This Sub-fund is specifically intended for investors seeking an investment that is diversified and decorrelated over the recommended investment period, on the main equity and bond markets.

For individuals, we recommend that investment in this Sub-fund form part of an approach aimed at building a diversified portfolio, which is exposed to equity and bond markets via other channels. Investors' attention is drawn to the risks inherent in this type of security, as described in the "Risk Profile" section.

The shares of this Sub-fund are not and will not be registered in the United States under the US Securities Act of 1933, as amended ("Securities Act 1933"), or under any other law of the United States. These shares may not be offered, sold or transferred to the United States (including its territories and possessions) or benefit, directly or indirectly, any US Person (as defined by Regulation S of the Securities Act 1933).

The Sub-fund may either subscribe to units or shares of target funds likely to participate in initial public offerings for US securities ("US IPOs") or directly participate in US initial public offerings ("US IPOs"). The Financial Industry Regulatory Authority (FINRA), in accordance with rules 5130 and 5131 of FINRA (the "Rules"), has decreed prohibitions regarding the eligibility of certain persons to participate in the allocation of US IPOs when the effective beneficiary(-ies) of such accounts are professionals in the financial services sector (including, among others, an owner or employee of a member of FINRA or a fund manager) (a "Restricted Person") or an executive officer or director of a US or non-US company that may be in a business relationship with a member of FINRA (an "Associated Person"). The Sub-fund may not be offered or sold for the benefit or on behalf of a "US Person" as defined by "Regulation S" nor to investors considered as Restricted Persons or Associated Persons in relation to the FINRA Rules. Investors should consult their legal advisor if there are any doubts about their legal status.

The appropriate amount to invest in this sub-fund depends on your personal situation. To determine that amount, shareholders are encouraged to seek professional advice in order to diversify their investments and determine the proportion of their financial portfolio or assets to be invested in this Sub-fund, specifically in view of the recommended investment period and exposure to the aforementioned risks, and their personal wealth, needs and specific objectives. In all cases, shareholders must diversify their portfolio sufficiently to avoid being exposed solely to the risks of this Sub-fund.

Recommended investment period: 18 months

➤ **Procedures for determining and allocating income**

Distributable Amounts	“A CHF (H)”, “A EUR”, “A USD (H)”, “CR EUR”, “CR USD (H)”, “I CHF (H)”, “I EUR”, “I USD (H)”, “N EUR”, “P EUR” and “R EUR” shares	“J EUR” shares
Allocation of net income	Accumulation	Distribution
Allocation of net realised gains or losses	Accumulation	Accumulation (in full or in part) or Distribution (in full or in part) or Carried forward (in full or in part), at the discretion of the Management Company

Where distribution shares are concerned, the Sub-fund Management Company may decide to distribute one or more interim dividends on the basis of the financial positions certified by the Statutory Auditor.

➤ **Distribution frequency**

Accumulation shares: not applicable

Distribution shares: annual with the possibility of interim dividends. The payment of distributable income takes place within a period of no more than five months following the end of the financial year and within one month for interim dividends following the date of the position certified by the auditor.

➤ **Share characteristics**

The Sub-fund has 12 share classes: “A CHF (H)”, “A EUR”, “A USD (H)”, “CR EUR”, “CR USD (H)”, “I CHF (H)”, “I EUR”, “I USD (H)”, “J EUR”, “N EUR”, “P EUR” and “R EUR” shares.

The A CHF (H) share is denominated in Swiss francs and expressed in shares or thousandths of a share.

The A EUR share is denominated in Euros and expressed in shares or thousandths of a share.

The A USD (H) share is denominated in US Dollars and expressed in shares or thousandths of a share.

The CR EUR share is denominated in Euros and expressed in shares or thousandths of a share.

The CR USD (H) share is denominated in US dollars and expressed in shares or thousandths of a share.

The I CHF (H) share is denominated in Swiss francs and expressed in shares or thousandths of a share.

The I EUR share is denominated in Euros and expressed in shares or thousandths of a share.

The I USD (H) share is denominated in US Dollars and expressed in shares or thousandths of a share.

The J EUR share is denominated in Euros and expressed in shares or thousandths of a share.

The N EUR share is denominated in Euros and expressed in shares or thousandths of a share.

The P EUR share is denominated in euros and expressed in shares or thousandths of a share.

The R EUR share is denominated in Euros and expressed in shares or thousandths of a share.

➤ **Subscription and redemption procedures**

Date and frequency of net asset value calculation:

Daily, with the exception of public holidays and days on which the French markets are closed (according to the official Euronext Paris S.A. calendar)

Initial net asset value:

A CHF (H) shares:	CHF 98.01
A EUR shares:	€547.00
A USD (H) share:	USD 104.94
CR EUR shares:	€99.31
CR USD (H) shares:	USD 100
I CHF (H) shares:	CHF 98.86
I EUR shares:	€5,864.81
I USD (H) shares:	USD 1,119.28
J EUR shares:	€100
N EUR shares:	€1,080.97
P EUR shares:	€100
R EUR shares:	€100.61

Minimum initial subscription:

A CHF (H) shares:	1 Share
A EUR shares:	1 Share
A USD (H) share:	1 Share
CR EUR shares:	1 Share
CR USD (H) shares:	1 Share
I CHF (H) shares:	500,000 Swiss francs
I EUR shares:	€500,000
I USD (H) shares:	USD 500,000
J EUR shares:	€500,000
N EUR shares:	€10,000,000
P EUR shares:	€60,000,000
R EUR shares:	1 Share

Minimum subsequent subscriptions:

A CHF (H) shares:	1 thousandth of a share
A EUR shares:	1 thousandth of a share
A USD (H) share:	1 thousandth of a share
CR EUR shares:	1 thousandth of a share
CR USD (H) shares:	1 thousandth of a share
I CHF (H) shares:	1 thousandth of a share
I EUR shares:	1 thousandth of a share
I USD (H) shares:	1 thousandth of a share
J EUR shares:	1 thousandth of a share
N EUR shares:	1 thousandth of a share
P EUR shares:	1 thousandth of a share
R EUR shares:	1 thousandth of a share

Subscription and redemption procedures:

Orders are executed in accordance with the table below.

Subscription and redemption conditions are expressed in business days.

D is the net asset value calculation day:

Clearing of subscription orders	Clearing of redemption orders	Date of order execution	Publication of the net asset value	Settlement of subscriptions	Settlement of redemptions
D, before 12:30 p.m.	D, before 12:30 p.m.	D	D+1	D+3	D+3*

In the event of the dissolution of the Fund, redemptions will be settled within a maximum of five business days

The Management Company has implemented a method of adjusting the Sub-fund's net asset value known as Swing Pricing. This mechanism is described in Section VII of the prospectus: "Asset valuation rules".

Redemption gates:

The Management Company may introduce redemption gates, which, in exceptional circumstances and provided they are in the interests of shareholders or the general public, enable redemption requests to be spread across several NAV (net asset value) dates once they exceed a given threshold.

Description of the method:

Once an objectively predetermined threshold of redemptions is reached on a particular NAV date, the Management Company may decide not to carry out all redemption requests on that NAV date. To establish this threshold, the Management Company takes into account the frequency of NAV calculation for the Sub-fund, the Sub-fund's management strategy and the liquidity of the assets in its portfolio.

The Management Company may apply redemption gates to the Sub-fund when the threshold of 5% of the net assets is reached. As the Sub-fund has multiple share classes, the trigger threshold will be the same for all of its share classes. This threshold of 5% takes into account cleared redemptions across all of the Sub-fund's assets, rather than being applied by share class.

The trigger threshold for the gates is based on the relationship between:

- the difference, on any given clearing date, between the total value of the redemptions and the total value of the subscriptions; and
- net assets of the Sub-fund.

When redemption requests exceed the trigger threshold of the redemption gates, the Sub-fund may nevertheless decide to honour redemption requests made beyond the predetermined threshold, by partially or fully executing the orders that could have been blocked.

For example, if the total volume of share redemption requests is 10% of the Sub-fund's net assets while the trigger threshold is set at 5% of the net assets, the SICAV may decide to honour redemption requests for up to 8% of the net assets, executing 80% of the redemption requests instead of the 50% it would execute if the 5% threshold was strictly applied.

Redemption gates may only be applied on a maximum of 20 NAV dates over 3 months.

Notifying shareholders:

When redemption gates are applied, shareholders of the Sub-fund will be notified by any means via the website <https://funds.edram.com>.

Shareholders of the Sub-fund whose redemption orders will not be executed will be informed individually as soon as possible.

Processing unexecuted orders:

While redemption gates are in operation, redemption orders will be executed in the same proportions for shareholders of the Sub-fund who have made a redemption request on a given NAV date.

The unexecuted part of the redemption order will not be given priority over subsequent redemption requests. Unexecuted parts of redemption orders are automatically postponed and may not be revoked by shareholders of the Sub-fund.

Exemption from redemption gates:

Subscription and redemption transactions on the same NAV date, for the same number of shares and by a single shareholder or beneficial owner (transactions known as "round trips") are exempt from redemption gates. This exemption also applies to switches from one share class to another share class, on the same NAV date, for the same value and by a single shareholder or beneficial owner.

Subscriptions and redemptions of "A CHF (H)", "A EUR", "A USD (H)", "CR EUR", "CR USD (H)", "I CHF (H)", "I EUR", "I USD (H)", "J EUR", "N EUR", "P EUR" and "R EUR" shares are executed in amounts or in shares or thousandths of a share.

A switch from one share class to another share class within this Sub-fund or another Sub-fund of the SICAV is treated as a redemption transaction followed by a new subscription. Consequently, the tax system applicable to each subscriber depends on the tax provisions applicable to the subscriber's individual situation and/or the investment jurisdiction of the Sub-fund. In case of uncertainty, subscribers should contact their adviser to obtain information about the tax regime applicable to them.

Unitholders are advised that orders sent to institutions responsible for receiving subscription and redemption orders must take into account the deadline for centralising orders that is applied to the transfer agent, Edmond de Rothschild (France). Consequently, the other institutions named may apply their own earlier deadline, in order to take into account transfer times to Edmond de Rothschild (France).

Place and method of publication of net asset value:

The Sub-fund's net asset value can be obtained from the Management Company:

EDMOND DE ROTHSCHILD ASSET MANAGEMENT (France)
47, rue du Faubourg Saint-Honoré – 75401 Paris Cedex 08, France

➤ **Charges and fees**

Subscription and redemption fees:

Subscription and redemption fees increase the subscription price paid by the investor or reduce the redemption price. The fees payable to the sub-fund serve to offset the charges incurred by the sub-fund when investing and divesting investors' monies. Fees which are not paid to the UCITS are paid to the Management Company, promoter, etc.

Fees payable by the investor on subscriptions and redemptions	Basis	Rate scale
Subscription fee not payable to the EdR SICAV - Start Sub-fund	Net asset value x Number of shares	A CHF (H) shares: maximum 1%
		A EUR shares: maximum 1%
		A USD (H) share: maximum 1%
		CR EUR shares: maximum 1%
		CR USD (H) shares: maximum 1%
		I CHF (H) shares: None
		I EUR shares: None
		I USD (H) shares: None
		J EUR shares: None
		N EUR shares: None
		P EUR shares: maximum 4%
		R EUR shares: maximum 1%
Subscription fee payable to the EdR SICAV - Start Sub-fund	Net asset value x Number of shares	All classes of shares: None
Redemption fee not payable to the EdR SICAV - Start Sub-fund	Net asset value x Number of shares	All classes of shares: None
Redemption fee payable to the EdR SICAV - Start Sub-fund	Net asset value x Number of shares	All classes of shares: None

Operating and management charges:

These charges cover all costs charged directly to the sub-fund, with the exception of transaction charges.

Transaction charges include intermediary charges (brokerage fees, local taxes, etc.) as well as any transaction fees, if applicable, that may be charged by the Custodian and the Management Company, in particular.

The following fees may be charged on top of management and administration fees:

- Performance fees.
- Transaction fees charged to the Sub-fund.
- Fees linked to temporary purchases and sales of securities, if applicable.

The Management Company is required to pay a share of the UCI's financial management fees as remuneration to intermediaries such as investment companies, insurance companies, management companies, marketing intermediaries, distributors or distribution platforms who have signed an agreement on distributing, investing UCI equities or forming relationships with other investors. This remuneration is variable, and depends on the business relationship with the intermediary and on the improvement in the quality of services provided to the client, which can be justified by the recipient of this remuneration. This remuneration may be fixed or calculated based on the net assets subscribed as a result of the intermediary's actions. The intermediary may or may not be a member of the Edmond de Rothschild group. In accordance with the applicable regulations, each intermediary will provide the customer with any useful information on costs and fees, as well as their remuneration.

For more details regarding ongoing charges invoiced to the investor, please refer to the Key Information Documents (KIDs).

Fees charged to the SICAV	Basis	Rate and scale
Financial management fees	Net assets of the sub-fund	A CHF (H) shares: Maximum 0.65% incl. taxes
		A EUR share: Maximum 0.65% incl. taxes
		A USD (H) share: Maximum 0.70% incl. taxes
		CR EUR shares: Maximum 0.45% incl. taxes
		CR USD (H) shares: Maximum 0.45% incl. taxes
		I CHF (H) share: Max. 0.30% incl. taxes*
		I EUR share: Max. 0.30% incl. taxes*
		I USD (H) shares: Maximum 0.25% incl. taxes
		J EUR share: Max. 0.30% incl. taxes*
		N EUR shares: Maximum 0.20% incl. taxes
		P EUR shares: Max. 0.15% incl. taxes*
		R EUR shares: Maximum 0.95% incl. taxes
		Administrative costs external to the Management Company**, particularly custodian, appraiser and statutory auditor fees, etc.
A EUR share: Maximum 0.10% incl. taxes		
A USD (H) share: Maximum 0.10% incl. taxes		
CR EUR shares: Maximum 0.10% incl. taxes		
CR USD (H) shares: Maximum 0.10% incl. taxes		
I CHF (H) share: Maximum 0.10% incl. taxes		
I EUR share: Maximum 0.10% incl. taxes		
I USD (H) shares: Maximum 0.10% incl. taxes		
J EUR share: Maximum 0.10% incl. taxes		
N EUR shares: Maximum 0.10% incl. taxes		
P EUR shares: Max. 0.10% incl. taxes*		
R EUR shares: Maximum 0.10% incl. taxes		
Transaction fees paid to service providers: Custodian: between 0% and 50% Management Company: between 50% and 100%	Deducted from each transaction	

Performance fee (1)	Net assets of the sub-fund	A CHF (H) shares: 15% per year of the outperformance compared with the benchmark index, the SARON index
		A EUR shares: 15% per year of the outperformance compared with the benchmark, the capitalised €STR index
		A USD (H) share: 15% per year of the outperformance compared with the benchmark, the capitalised Federal Funds Effective Rate
		CR EUR shares: 15% per year of the outperformance compared with the benchmark, the capitalised €STR index
		CR USD (H) shares: 15% per year of the outperformance compared with the benchmark, the capitalised Federal Funds Effective Rate
		I CHF (H) shares: 15% per year of the outperformance compared with the benchmark index, the SARON index
		I EUR shares: 15% per year of the outperformance compared with the capitalised €STR benchmark index.
		I USD (H) shares: 15% per year of the outperformance compared with the benchmark, the capitalised Federal Funds Effective Rate
		J EUR shares: 15% per year of the outperformance compared with the benchmark, the capitalised €STR index
		N EUR shares: 15% per year of the outperformance compared with the benchmark, the capitalised €STR index
		P EUR shares: 15% per year of the outperformance compared with the benchmark, the capitalised €STR index
		R EUR shares: 15% per year of the outperformance compared with the benchmark, the capitalised €STR index

*Including all taxes.

For this activity, the Management Company has not opted for VAT

** In the event of an increase in administrative fees external to the Management Company of 0.10% (incl. taxes) or less per annum, the Management Company may inform shareholders of the Sub-fund by any means. In the event of an increase of more than 0.10% (incl. taxes) per annum, shareholders will be informed individually and offered the chance to redeem their shares free of charge.

(1) Performance fee

Performance fees are payable to the Management Company in accordance with the following procedures:

Benchmark index: the capitalised €STR for shares in euro, the capitalised Federal Funds Effective Rate for shares in US dollars and the capitalised SARON for shares in Swiss francs.

The performance fee is calculated by comparing the performance of the Sub-fund's share with that of an indexed reference asset. The indexed reference asset reproduces the performance of the benchmark index, adjusted for subscriptions, redemptions and, where applicable, dividends.

When the share outperforms its benchmark index, a provision of 15% will be applied to its outperformance.

- *In cases where the Sub-fund's share outperforms that of its benchmark index over the reference period, and where the Sub-fund's performance is positive, a performance fee may be charged.*
- *A provision for performance fees will be made each time the net asset value is calculated.*

When shares are redeemed, the Management Company receives the portion of the performance fee corresponding to the shares redeemed. In the event of under-performance, the performance fee provision will be reduced by reversing the provision. The reversal cannot be more than the provision.

The reference periods shall end with the last net asset value for the month of September.

This performance fee is payable annually after the last net asset value for the reference period is calculated.

The reference period is a minimum of one year. The first reference period shall run from the date of creation of the share to the end date of the first reference period, ensuring compliance with the minimum term of one year.

At the end of the reference period, if the performance of the share is lower than that of its benchmark index over the reference period, no fee will be payable and the reference period will be extended by one year. The reference period may be extended four times and may therefore be greater than or equal to 5 years, but strictly less than 6 years.

At the end of a reference period of five years or more,

in the event that the performance of the share is lower than that of its benchmark index, or where the performance is negative, no fee will be payable. A new reference period shall be established, beginning at the end of the sub-period of the reference period at the end of which the greatest relative performance (greatest outperformance or least underperformance) is recorded. "Sub-periods" mean the sub-periods starting at the beginning of the reference period and ending at the end of each crystallisation date within the reference period.

if the performance of the share exceeds that of its benchmark index and is positive, a fee is payable. The reference period is renewed, and a new reference period shall begin at the end of the one that is ending.

At the end of reference period t:

- If the difference between the NAV of the share and its target NAV and the difference between the NAV of the share and its reference NAV are positive, a performance fee will be implemented and charged. This NAV becomes the new reference NAV, and a new reference period shall begin at the end of this reference period.

- If the difference between the NAV of the share and its target NAV or the difference between the NAV of the share and its reference NAV is negative, a performance fee will not be implemented or charged; and:

- if the share has a reference period of less than five years, it will be extended by one year. The reference NAV then remains unchanged.

-when the reference period is greater than or equal to 5 years: The cumulative outperformance at the end of each sub-period of the reference period is recorded. The sub-periods making up the reference period are the following: [t-5; t-4], [t-5; t-3], [t-5; t-2], [t-5; t-1], [t-5; t]. A new reference period shall be established, beginning at the end of the sub-period with the highest relative performance. The Reference NAV becomes equal to the NAV of the share at the end of that sub-period.

Calculation method

Amount of provision = MAX (0; NAV(t) – Target NAV (t)) x performance fee rate

NAV (t): net assets at the end of year t

Reference NAV: last net asset value of the previous reference period

Reference date: date of reference NAV

Target NAV (t) = Reference NAV x (benchmark index value on date t/benchmark index value on the reference date) adjusted for subscriptions, redemptions and dividends.

Examples:

The examples below are based on the assumption of zero subscriptions, redemptions and dividends.

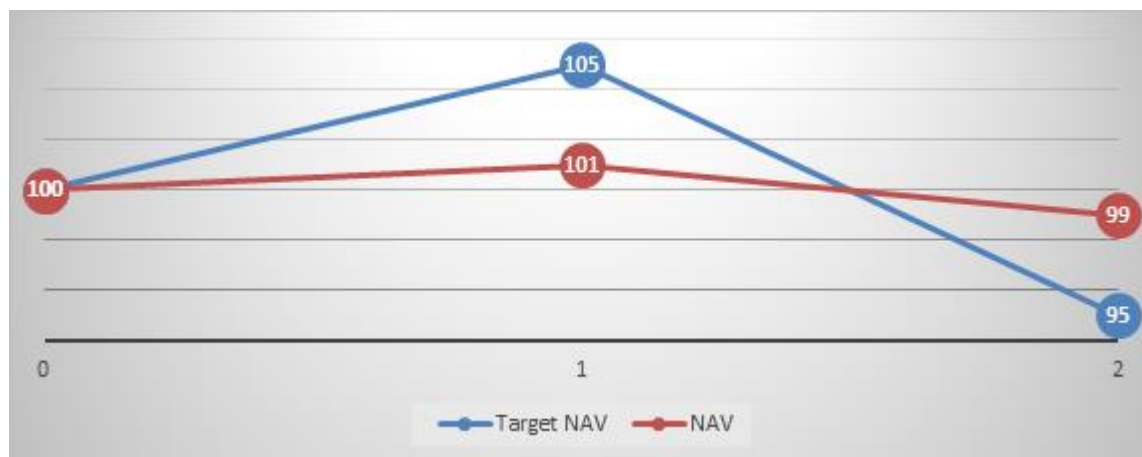
Example 1:

Period	0	1	2
Target NAV	100	105	95
NAV	100	101	99
Basis of calculation: NAV-Target NAV		-4	4

Period	Combined share performance*	Combined index performance*	Combined relative performance*	Share performance in previous year	Index performance in previous year	Relative performance in previous year	Charged fee**	Renewed period "R" / Extended period "E" or Deferred period "D"
0-1	1	5	-4	1	5	-4	No	E
0-2	-1	-5	4	-2	-10	8	No	E

*from start of reference period

** for outperformance



0-1 period: The NAV for the reference period is less than the Target NAV (101 versus 105, differential/relative performance from start of reference period -4). No performance fee is therefore charged and the initial one-year reference period is extended by an additional year. The reference NAV is unchanged.

0-2 period: The NAV for the reference period is higher than the Target NAV (99 versus 95, differential/relative performance from start of reference period of 4). Absolute performance from the start of the reference period is negative (end of reference period NAV: 99 < NAV start of reference period: 100). No performance fee is therefore charged and the reference period is extended by an additional year. The reference NAV is unchanged.

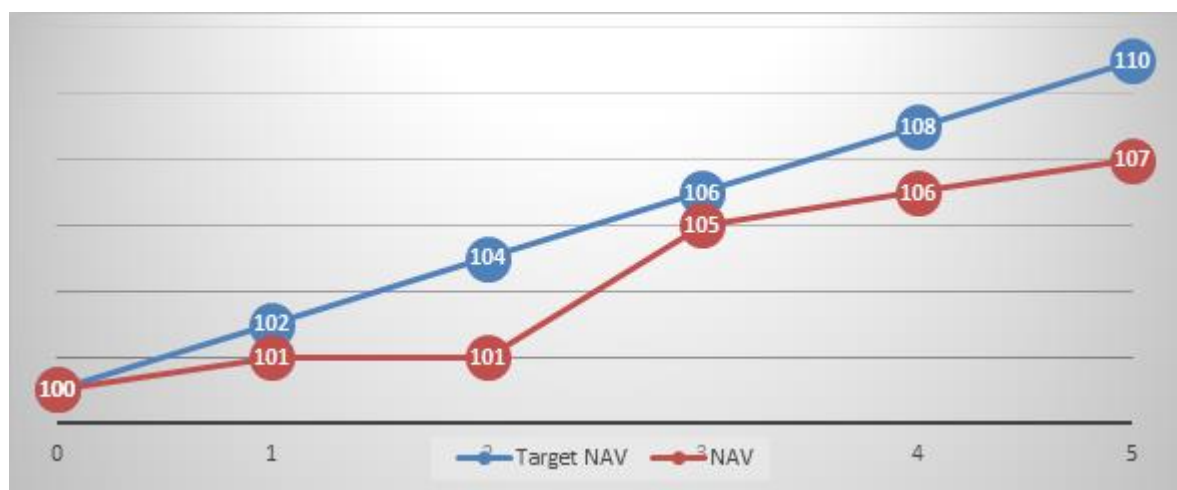
Example 2:

Period	0	1	2	3	4	5
Target NAV	100	102	104	106	108	110
NAV	100	101	101	105	106	107
Basis of calculation: NAV-Target NAV		-1	-3	-1	-2	-3

Period	Combined share performance*	Combined index performance*	Combined relative performance*	Share performance in previous year	Index performance in previous year	Relative performance in previous year	Application of a fee	Renewed period "R" / Extended period "E" or Deferred period "D"
0-1	1	2	-1	1	2	-1	No	E
0-2	1	4	-3	0	2	-2	No	E
0-3	5	6	-1	4	2	2	No	E
0-4	6	8	-2	1	2	-1	No	E
0-5	7	10	-3	1	2	-1	No	D

*from start of reference period

** for outperformance



0–1 and 0–2 periods: The absolute performance generated over the period is positive (NAV>reference NAV) but the relative performance is negative (NAV<Target NAV). No performance fee is charged. The reference period is extended by one year at the end of the first year and by an additional year at the end of the second year. The reference NAV is unchanged.

0–3 period: The absolute performance generated over the period is positive (5) and the relative performance generated over the year is positive (4), but the cumulative relative performance since the start of the reference period (0–3) is negative (-1). Therefore, no performance fee is charged. The reference period is extended by an additional year. The reference NAV is unchanged.

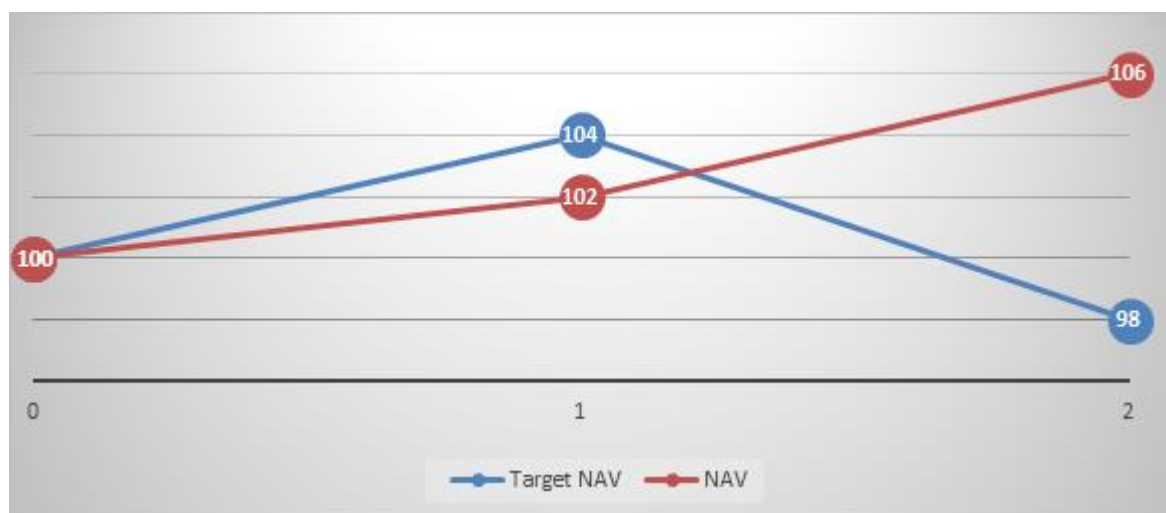
0–4 period: Negative relative performance over the period, no performance fee, the reference period is extended again by an additional year for the fourth and last time. The reference NAV is unchanged.

0–5 period: Relative performance over a negative period, no performance fee is charged. The reference period has reached its maximum duration of five years and therefore cannot be extended. A new reference period is established, beginning at the end of year 3, with the year-end NAV of year 3 as the reference NAV (105: year-end NAV over the current reference period having the highest combined relative performance, in this case of -1).

Example 3:

Period	0	1	2
Target NAV	100	104	98
NAV	100	102	106
Basis of Calculation: NAV-Target NAV		-2	8

Period	Combined share performance*	Combined index performance*	Combined relative performance*	Share performance in previous year	Index performance in previous year	Relative performance in previous year	Application of a fee	Renewed period "R" / Extended period "E" or Deferred period "D"
0–1	2	4	-2	2	4	-2	No	E
0–2	6	-2	8	4	-6	10	Yes	R



0–1 period: Positive absolute performance but underperformance of -2 (102–104) over the reference period. No performance fee is charged. The reference period is extended by one year. The reference NAV is unchanged.

0–2 period: Positive absolute performance and outperformance of 8 (106–98). A performance fee is therefore charged with a basis of calculation of 8. The reference period is renewed, a new reference NAV is set at 106.

Example 4:

Period	0	1	2	3	4	5	6
Target NAV	100	108	110	118	115	110	111
NAV	100	104	105	117	103	106	114
Reference NAV	100	100	100	100	100	100	117
Basis of Calculation: NAV-Target NAV		-4	-5	-1	-12	-4	3

Period	Combined share performance *	Combined index performance *	Combined relative performance *	Share performance in previous year	Index performance in previous year	Relative performance in previous year	Application of a fee	Renewed period "R" / Extended period "E" or Deferred period "D"	Change in reference NAV
0–1	4	8	-4	4	8	-4	No	E	No
0–2	5	10	-5	1	2	-1	No	E	No
0–3	17	18	-1	11	7	4	No	E	No
0–4	3	15	-12	-12	-3	-9	No	E	No
0–5	6	10	-4	3	-4	7	No	D	Yes
3–6	-3	-5	3***	8	2	6	No	E	Yes

*from start of reference period

** for outperformance

*** rounded

0–1 period: The performance of the share is positive (4) but lower than that of the benchmark index (8) over the reference period. No performance fee is payable. The reference period is extended by one year. The reference NAV remains unchanged (100).

0–2 period: The performance of the share is positive (5) but lower than that of the benchmark index (10) over the reference period. Therefore, no performance fee is payable. The reference period is extended by one year. The reference NAV remains unchanged (100).

0–3 period: The performance of the share is positive (17) but lower than that of the benchmark index (18) over the reference period. Therefore, no performance fee is payable. The reference period is extended by one year. The reference NAV remains unchanged (100).

0–4 period: The performance of the share is positive (3) but lower than that of the benchmark index (15) over the reference period. Therefore, no performance fee is payable. The reference period is extended by one year. The reference NAV remains unchanged (100).

0–5 period: The performance of the share is positive (6) but lower than that of the benchmark index (10) over the reference period. Therefore, no performance fee is payable. The reference period has reached its maximum duration of five years and therefore cannot be extended. A new reference period shall be established, beginning at the end of year 3, with the year-end NAV of year 3 as the reference NAV (117: year-end NAV over the current reference period having the highest combined relative performance, in this case of -1).

3–6 period: The performance of the share is negative (-3) but higher than that of the benchmark index (-5). Therefore, no performance fee is payable. The reference period is extended by one year. The reference NAV remains unchanged (117).

Fees linked to research as defined by Article 314-21 of the AMF General Regulation may be charged to the Sub-fund up to the value of 0.01% of its net asset value.

Any retrocession of management fees for the underlying UCIs and investment funds collected by the EdR SICAV - Start Sub-fund will be repaid to the Sub-fund. The rate of management fees applicable to the underlying UCIs and investment funds will be valued by taking into account any retrocessions collected by the Sub-fund.

In the exceptional case that a sub-custodian applies an unanticipated transaction fee not set out in the terms and conditions above, with regard to a specific transaction, a description of the transaction and the transaction fees charged will be specified in the management report of the SICAV.

Shareholders can find out more information in the SICAV's annual report.

Procedure for selecting intermediaries:

In accordance with the AMF General Regulation, the Management Company has established a Best Selection/Best Execution policy for intermediaries and counterparties.

The purpose of this policy is to select, according to various predetermined criteria, the brokers and intermediaries whose execution policy will achieve the best possible results when executing orders. The Edmond de Rothschild Asset Management (France) Policy is available on its website: www.edram.fr.

Calculation and allocation of the proceeds resulting from temporary purchases and sales of securities and any equivalent transaction under foreign law:

Repurchase agreements are conducted through Edmond de Rothschild (France) according to the prevailing market conditions at the time of the transaction.

The operating costs and expenses linked to these transactions are borne by the Sub-fund. Income generated by these transactions is paid in full to the Sub-fund.

Calculation and allocation of the proceeds resulting from total return swaps (TRS) and any equivalent transaction under foreign law:

The operating costs and expenses linked to these transactions are borne by the Sub-fund. Income generated by these transactions is paid in full to the Sub-fund.

EdR SICAV – Europe Midcaps

➤ **Date created**

The Sub-fund was approved by the French financial markets authority (Autorité des Marchés Financiers – AMF) on 4 January 2019.

The Sub-fund was created on 21 March 2019, through the merger of the following fund:

- Edmond de Rothschild Europe Midcaps created on 10 May 2005.

➤ **ISIN code**

A EUR shares:	FR0010177998
A USD shares:	FR0010998112
A USD (H) share:	FR0012538056
CR EUR shares:	FR0013307709
CR USD shares:	FR0013312386
I EUR shares:	FR0010594275
I USD (H) shares:	FR0013233673
K EUR shares:	FR0010849802
R EUR shares:	FR0010614594

➤ **Specific tax regime**

Eligible for the PEA (French equity savings plan)

➤ **Delegation of financial management**

Edmond de Rothschild Asset Management (France) delegates part of the financial management of the SICAV to: Edmond de Rothschild (Suisse) S.A.

This delegation of financial management focuses on currency hedging for the shares hedged.

➤ **Exposure to other foreign UCITS, AIFs or investment funds**

Up to 10% of its net assets.

➤ **Management objective**

Over a recommended investment horizon of more than five years, the Sub-fund is managed with the aim of achieving an increase in net asset value as a result of exposure to mid-cap companies in Europe.

The selection criteria will be outlined in the investment strategy.

The Sub-fund is actively managed, which means that the Manager makes investment decisions with the aim of achieving the Sub-fund's objective and investment policy. This active management includes taking decisions related to asset selection, regional allocation, sectoral views and overall market exposure. The Manager is in no way limited by the composition of the benchmark index in the positioning of the portfolio, and the Sub-fund may not hold all the components of the benchmark index or indeed any of the components in question. The Sub-fund may diverge wholly or significantly from the benchmark index or, occasionally, very little.

➤ **Benchmark index**

The Sub-fund has no benchmark index. Its investment scope is not entirely comparable to that of existing indices,

The investment objective is not measured in terms of a benchmark. For information purposes, based on hindsight and an investment period of five years, the Sub-fund's performance can be compared to the Stoxx Europe ex UK Small (NR) index (Bloomberg ticker: SCXG), expressed in euros for shares issued in euros and in US dollars for shares issued in US dollars, with net dividends reinvested. This is an index representing mid-cap European equities.

Stoxx Limited (website: www.stoxx.com), the administrator responsible for the benchmark index Stoxx Europe ex UK Small (NR), is included in the register of administrators and benchmark indices held by ESMA.

In accordance with Regulation (EU) 2016/1011 of the European Parliament and of the Council of 8 June 2016, the Management Company has a procedure in place for monitoring the benchmark indices used, which sets out the action to be taken in the event that an index materially changes or ceases to be provided.

➤ **Investment strategy**

Strategies used

The Sub-fund implements an active stock-picking management strategy, selecting listed stocks from an investment scope comprising mainly European securities. This means that equities are chosen based on their individual performance potential and not on geographical or sectoral factors. European Economic Area equities will represent between 75 and 100% of the net assets and will be selected according to the following strategy:

- the Sub-fund's investment scope mainly comprises European equities of small- and mid-cap companies;
- External analysts' reports are used to assist managers in conducting their own research on a limited number of stocks included in the investment scope. The choice of external analysts is also subject to a selection procedure defined by the Management Company,
- the chosen stocks are then analysed on the basis of quantitative and qualitative criteria. Financial analysis of these securities will include, more specifically, the following traditional ratios: Company Value/Revenue, Company Value/EBIT, Price/Revalued Net Assets, Share price/Earnings per share (PER), PER/Earnings growth. The manager will select securities with the best performance potential.

Securities in the Sub-fund may be denominated in a currency other than the euro, exposing up to 100% of the Sub-fund's net assets to currency risk. Depending on the manager's expectations regarding downward currency movements, and in order to protect performance (hedging of currency risk), the Sub-fund may use forward currency contracts or currency swaps.

The ESG investment universe is composed of the securities included in the benchmark index used for performance comparison. The Management Company may select securities from outside of its investment universe. It will, however, ensure that the selected investment universe is a relevant means of comparison for the Sub-fund's ESG rating.

The Manager will systematically include environmental, social and governance (ESG) factors in their financial analysis in order to select the highest-rated companies.

At least 90% of the companies in the portfolio will have an ESG rating. This will be either a proprietary ESG rating or a rating provided by an external non-financial rating agency. At the end of this process, the Sub-fund will have an ESG rating that is greater than that of its investment universe.

Environmental, social and governance (ESG) criteria are one of the components subject to management, although their weighting in the final decision is not defined beforehand.

Furthermore, the securities selection process also includes negative screening to exclude companies that contribute to the production of controversial weapons in compliance with international conventions in this area as well as companies that are exposed to activities related to thermal coal, unconventional fossil fuels or tobacco in accordance with the exclusion policy of Edmond de Rothschild Asset Management (France), which is available on its website. This negative screening helps mitigate sustainability risk.

The Sub-fund promotes environmental, social and governance (ESG) criteria within the meaning of Article 8 of Regulation (EU) 2019/2088, known as the "Disclosure Regulation" or "SFDR", and is subject to sustainability risk as defined in the Risk Profile section of the prospectus.

The Sub-fund integrates sustainability risk and takes into account the main negative impacts in its investment decisions.

As part of its proprietary ESG analysis method, Edmond de Rothschild Asset Management (France) takes into account, to the extent that data is available, the eligibility share and alignment with the taxonomy regarding the proportion of the turnover that is considered to be green or the investments aligned with this. We take into account the figures published by businesses or estimated by external service providers. We always consider the environmental impact, according to sectoral specificities. The carbon footprint on relevant parameters, the company's climate strategy and greenhouse gas reduction goals can also be analysed, as well as the environmental added value of products or services, eco-design etc.

The "causing no significant harm" principle only applies to investments underlying the financial product that take into account the environmental criteria of the European Union in terms of sustainable economic activities. The investments underlying the remaining portion of this financial product do not take into account the environmental criteria of the European Union in terms of sustainable economic activities.

As it is currently unable to provide reliable data for evaluating the share of its investments that are eligible for or aligned with the EU Taxonomy Regulation, at this stage, the Sub-fund is not able to fully and accurately calculate the underlying investments that qualify as environmentally sustainable in the form of a minimum alignment percentage in accordance with a strict interpretation of Article 3 of the aforementioned regulation.

Currently, the sub-fund does not aim to make investments that contribute to environmental objectives focused on mitigating climate change and/or adapting to climate change.

Therefore, the percentage of investments aligned with the Taxonomy is currently 0%.

Assets used

Equities:

At least 75% of the Sub-fund's net assets are permanently invested in shares and other similar securities of small- and mid-cap companies (issued by companies with a market capitalisation of less than €10 billion)

At least 75% of the Sub-fund's net assets are permanently invested in securities eligible for the PEA (French equity savings plan). The companies issuing these securities must have registered offices in the European Union or in a State of the European Economic Area (EEA).

At least 60% of the portfolio is exposed to European Union equities.

Debt securities and money market instruments:

Negotiable debt securities and money market instruments will be used for cash management purposes. The portfolio's investment in debt securities and money-market instruments may represent up to 25% of the portfolio. Such instruments, denominated in euros and which usually have a residual term of less than three months, shall be issued without restriction in terms of the allocation between public and private debt, by sovereign states, assimilated institutions or by entities with a short-term rating of A2 or higher, as awarded by Standard & Poor's or any other equivalent rating awarded by another independent agency, or have an equivalent internal rating from the Management Company.

The selection of securities is not based automatically and exclusively on the rating criterion. It is mainly based on an internal analysis. Prior to each investment decision, the Management Company analyses each security on criteria other than its rating. In the event that an issuer in the "High Yield" class has their rating downgraded, the Management Company must conduct a detailed analysis in order to decide whether to sell or retain the security, so as to maintain the rating objective.

Shares or units of other UCITS, AIFs or foreign investment funds:

The Sub-fund may hold up to 10% of its assets in units or shares of French or foreign UCITS or French AIFs, classified as equity funds, in order to diversify exposure to other asset classes or invest in more specific sectors (for example: technology or healthcare), classified as bond or monetary funds for cash-management purposes, including Exchange-Traded Funds (ETFs), or classified as money-market or bond funds specifically in order to invest cash.

Within this 10% limit, the Sub-fund may also invest in shares or units of foreign AIFs and/or foreign investment funds that meet the regulatory eligibility criteria.

These UCIs and investment funds may be managed by the Management Company or by an affiliated company.

Derivatives:

Subject to a limit of 100% of its net assets, the Sub-fund may invest in financial contracts traded on European regulated, organised or over-the-counter markets in order to enter into forward currency contracts and currency swaps for hedging purposes.

In addition, the Sub-fund may use over-the-counter forward foreign exchange contracts in the form of total return swaps (TRS) on equities up to a limit of 50% of its net assets for the purpose of hedging or exposure. The expected proportion of assets under management that will be subject to such contracts is 20%.

The counterparties to the transactions of these contracts are first-rate financial institutions domiciled in OECD countries that have a minimum rating of Investment Grade (rating greater than or equal to BBB- by Standard & Poor's or equivalent, or a rating deemed equivalent by the Management Company).

These counterparties do not have any influence over the composition or management of the Sub-fund's portfolio.

In order to limit significantly the total counterparty risk of instruments traded over the counter, the Management Company may receive cash collateral which will be deposited with the custodian and will not be reinvested.

Securities containing derivatives:

None.

Deposits:

None.

Cash loans:

The sub-fund is not intended to be a cash borrower. However, a liability position may exist at certain points due to transactions related to the sub-fund's cash flows (ongoing investments and divestments, subscription/redemption operations, etc.), up to a limit of 10% of the net assets.

Temporary purchases and sales of securities:

In order to achieve efficient portfolio management and without deviating from its investment objectives, the Sub-fund may make temporary purchases of securities involving eligible financial securities or money-market instruments, up to 20% of its net assets. More precisely, these transactions will consist of repurchase agreements on interest-rate or debt securities of eurozone countries and will be carried out for the purposes of cash management and/or the optimisation of the Sub-fund's income.

The expected proportion of assets under management which will be the subject of such transactions will be 10% of the net assets.

The counterparties to these transactions are first-rate financial institutions domiciled in OECD countries that have a minimum rating of investment grade (rating greater than or equal to BBB- according to Standard & Poor's or equivalent, or a rating deemed equivalent by the Management Company).

These counterparties do not have any influence over the composition or management of the Sub-fund's portfolio.

In order to limit significantly the total counterparty risk of instruments traded over the counter, the Management Company may receive cash collateral which will be deposited with the custodian and will not be reinvested.

Further information on the remuneration for temporary sales and purchases of securities is provided in the "Charges and fees" section.

➤ **Investments between Sub-funds**

The Sub-fund may invest up to 10% of its net assets in another Sub-fund of the SICAV Edmond de Rothschild Fund.

The overall investment in other Sub-funds of the SICAV is limited to 10% of its net assets.

➤ **Risk profile**

Your money will be invested primarily in financial instruments selected by the Management Company. These instruments will be subject to market trends and fluctuations.

The risk factors described below are not exhaustive. It is the responsibility of each investor to analyse the risk associated with such an investment and to form his/her own opinion independently of the Edmond de Rothschild Group by obtaining as much specialist advice on such matters as is necessary in order to ensure this investment is appropriate for his/her financial and legal position and investment term.

Risk of capital loss:

The Sub-fund does not guarantee or protect the capital invested, so investors may not recover the full amount of the capital they initially invested, even if they retain the shares for the duration of the recommended investment period.

Credit risk:

The main risk linked to debt securities and/or money market instruments such as treasury bills (BTFs and BTANs) or short-term negotiable securities is that of issuer default, due either to the non-payment of interest and/or the non-repayment of capital. Credit risk is also associated with the downgrading of an issuer. Shareholders are reminded that the net asset value of the Sub-fund is likely to fall if a total loss is recorded on a financial instrument following default by an issuer. The inclusion of debt securities in the portfolio, whether directly or through UCIs, exposes the Sub-fund to the effects of variations in credit quality.

Interest rate risk:

The exposure to interest rate products (debt securities and money market instruments) makes the sub-fund sensitive to interest rate fluctuations. Interest rate risk might result in a fall in the value of the security and thus the net asset value of the sub-fund in the event of a change in the yield curve.

Currency risk:

The capital may be exposed to currency risk when its constituent securities or investments are denominated in a different currency from that of the sub-fund. Currency risk is the risk of a fall in the exchange rate of the base currency of financial instruments in the portfolio against the Sub-fund's base currency, the euro, which may lead to a fall in the net asset value.

Equity risk:

The value of a share may vary as a result of factors related to the issuing entity but also as a result of external, political or economic factors. Fluctuations in the equity and convertible bond markets, whose performance is in part correlated with that of the underlying equities, may lead to substantial variations in the net assets, which could have a negative impact on the performance of the sub-fund's net asset value.

Risk associated with small and mid-caps:

Securities of small and mid-cap companies may be significantly less liquid and more volatile than those of large cap companies. As a result, the Sub-fund's net asset value may fluctuate significantly and more rapidly.

Risk associated with financial and counterparty contract commitments:

The use of financial contracts may entail the risk of a sharper, more abrupt fall in the net asset value than in the markets in which the sub-fund invests. Counterparty risk results from this sub-fund's use of financial contracts traded on over-the-counter markets and/or of temporary purchases and sales of securities. Such transactions potentially expose the sub-fund to the risk of one of its counterparties defaulting and to a possible decrease in its net asset value.

Liquidity risk:

The markets in which the Sub-fund trades may occasionally be affected by a lack of liquidity. These market conditions may affect the prices at which the Sub-fund may have to liquidate, initiate, or modify positions.

Risk linked to derivatives:

The Sub-fund may invest in forward financial instruments (derivatives).

The use of financial contracts may entail the risk of a sharper, more abrupt fall in the net asset value than in the markets in which the sub-fund invests.

Risk associated with the currency of units denominated in a currency other than that of the Sub-fund:

Unitholders investing in currencies other than the Sub-fund's base currency (euro) may be exposed to currency risk if this is not hedged. The value of the Sub-fund's assets may fall if exchange rates vary, which may cause the net asset value of the Sub-fund to fall.

Risks associated with temporary purchases and sales of securities and with total return swaps (TRS):

The use of securities financing transactions and total return swaps, as well as the management of their collateral, may involve certain specific risks such as operational risks or custody risk. These transactions may therefore have a negative effect on the net asset value of the Sub-fund.

Legal risk:

This is the risk that inadequately drafted contracts are concluded with counterparties for temporary purchases and sales of securities and for total return swaps.

Sustainability risk:

Means an environmental, social or governance event or condition that, if it occurs, could cause a significant negative, material or potential, impact on the value of the investment. The Fund's investments are exposed to a sustainability risk that could have a significant negative impact on the value of the Fund. Consequently, the Manager identifies and analyses sustainability risks as part of their investment policy and investment decisions.

Risks associated with ESG criteria:

The integration of ESG and sustainability criteria into the investment process may exclude securities from certain issuers on non-investment grounds and, consequently, certain market opportunities that are available to funds that do not use ESG or sustainability criteria may not be available to the Sub-fund, and the Sub-fund's performance may at times be better or worse than that of comparable funds that do not use ESG or sustainability criteria. Asset selection may be based in part on a proprietary ESG rating process or on exclusion lists ("ban lists") which are partly based on third-party data. The lack of common or harmonised definitions and labels that incorporate ESG and sustainability criteria at EU level may cause managers to adopt different approaches when defining the ESG objectives and determining whether these objectives have been achieved by the funds they manage. This also means that it may be difficult to compare strategies that include ESG and sustainability criteria, given that the selection and weightings applied to the selected investments may, to some extent, be subjective or based on indicators that may share the same name, but whose underlying meanings are different. Investors are advised that the subjective value that they may or may not assign to certain types of ESG criteria may differ substantially from the Financial Manager's methodology. The lack of harmonised definitions may also result in certain investments not benefiting from preferential tax regimes or tax credit schemes, as a result of ESG criteria being valued differently than initially envisaged.

➤ **Guarantee or capital protection:**

None.

➤ **Eligible subscribers and typical investor profile**

A EUR, A USD and A USD (H) shares: All subscribers

R EUR shares: All subscribers; specifically intended to be marketed by distributors selected for this purpose by the Management Company and all shareholders who subscribed to the Sub-fund before 21/03/2019.

I EUR, K EUR, and I USD (H) shares: Legal entities and institutional investors dealing on their own behalf or on behalf of third parties.

CR USD and CR EUR shares are intended for all subscribers; these units may be marketed to retail investors (non-professional or professional) exclusively in the following cases:

- Subscription as part of independent advice provided by a financial advisor or regulated financial entity,
- Subscription as part of non-independent advice, with a specific agreement that does not authorise them to receive or retain trailer fees,
- Subscription by a financial entity regulated on behalf of its client as part of a management mandate.

In addition to the management fees charged by the Management Company, each financial advisor or regulated financial entity may be liable to pay the management or advisory fees incurred by each investor. The Management Company is not party to such agreements.

Shares are not registered for marketing in all countries. They are therefore not open to subscription for retail investors in all jurisdictions.

The person in charge of checking compliance with the criteria on investor and purchaser capacity and ensuring that the latter have received the required information is the person tasked with the actual marketing of the SICAV.

This Sub-fund is specifically intended for investors wishing to achieve greater returns on their savings via the European equity markets, particularly in the European Union. Investors' attention is drawn to the risks inherent in this type of security, as described in the "Risk Profile" section.

The shares of this Sub-fund are not and will not be registered in the United States under the US Securities Act of 1933, as amended ("Securities Act 1933"), or under any other law of the United States. These shares may not be offered, sold or transferred to the United States (including its territories and possessions) or benefit, directly or indirectly, any US Person (as defined by Regulation S of the Securities Act 1933).

The Sub-fund may either subscribe to units or shares of target funds likely to participate in initial public offerings for US securities ("US IPOs") or directly participate in US initial public offerings ("US IPOs"). The Financial Industry Regulatory Authority (FINRA), in accordance with rules 5130 and 5131 of FINRA (the "Rules"), has decreed prohibitions regarding the eligibility of certain persons to participate in the allocation of US IPOs when the effective beneficiary(-ies) of such accounts are professionals in the financial services sector (including, among others, an owner or employee of a member of FINRA or a fund manager) (a "Restricted Person") or an executive officer or director of a US or non-US company that may be in a business relationship with a member of FINRA (an "Associated Person"). The Sub-fund may not be offered or sold for the benefit or on behalf of a "US Person" as defined by "Regulation S" nor to investors considered as Restricted Persons or Associated Persons in relation to the FINRA Rules. Investors should consult their legal advisor if there are any doubts about their legal status.

The appropriate amount to invest in this sub-fund depends on your personal situation. To determine that amount, shareholders are encouraged to seek professional advice in order to diversify their investments and determine the proportion of their financial portfolio or assets to be invested in this Sub-fund, specifically in view of the recommended investment period and exposure to the aforementioned risks, and their personal wealth, needs and specific objectives. In all cases, shareholders must diversify their portfolio sufficiently to avoid being exposed solely to the risks of this Sub-fund.

Recommended investment period: more than 5 years

➤ **Procedures for determining and allocating income**

Distributable Amounts	"A EUR", "A USD", "A USD (H)", "CR EUR", "CR USD", "I EUR", "I USD (H)", "K EUR" and "R EUR" shares
Allocation of net income	Accumulation
Allocation of net realised gains or losses	Accumulation

➤ **Distribution frequency**

Accumulation shares: not applicable

➤ **Share characteristics**

The Sub-fund has 9 share classes: “A EUR”, “A USD”, “A USD (H)”, “CR EUR”, “CR USD”, “I EUR”, “I USD (H)”, “K EUR” and “R EUR” shares

The A EUR share is denominated in Euros and expressed in shares or thousandths of a share.

The A USD share is denominated in US Dollars and expressed in shares or thousandths of a share.

The A USD (H) share is denominated in US Dollars and expressed in shares or thousandths of a share.

The CR EUR share is denominated in Euros and expressed in shares or thousandths of a share.

The CR USD share is denominated in US dollars and expressed in shares or thousandths of a share.

The I EUR share is denominated in Euros and expressed in shares or thousandths of a share.

The I USD (H) share is denominated in US Dollars and expressed in shares or thousandths of a share.

The K EUR share is denominated in Euros and expressed in shares or thousandths of a share.

The R EUR share is denominated in Euros and expressed in shares or thousandths of a share.

➤ **Subscription and redemption procedures**

Date and frequency of net asset value calculation:

Daily, with the exception of public holidays and days on which the French markets are closed (according to the official Euronext Paris S.A. calendar).

Initial net asset value:

A EUR shares:	€419.58
A USD shares:	USD 131.11
A USD (H) share:	USD 106.06
CR EUR shares:	€86.84
CR USD shares:	USD 100
I EUR shares:	€186.25
I USD (H) shares:	USD 102.71
K EUR shares:	€212.77
R EUR shares:	€265.38

Minimum initial subscription:

A EUR shares:	1 Share
A USD shares:	1 Share
A USD (H) share:	1 Share
CR EUR shares:	1 Share
CR USD shares:	1 Share
I EUR shares:	€500,000
I USD (H) shares:	USD 500,000
K EUR shares:	€500,000
R EUR shares:	1 Share

Minimum subsequent subscriptions:

A EUR shares:	1 thousandth of a share
A USD shares:	1 thousandth of a share
A USD (H) share:	1 thousandth of a share
CR EUR shares:	1 thousandth of a share
CR USD shares:	1 thousandth of a share
I EUR shares:	1 thousandth of a share
I USD (H) shares:	1 thousandth of a share
K EUR shares:	1 thousandth of a share
R EUR shares:	1 thousandth of a share

Subscription and redemption procedures:

Orders are executed in accordance with the table below.

Subscription and redemption conditions are expressed in business days.

D is the net asset value calculation day:

Clearing of subscription orders	Clearing of redemption orders	Date of order execution	Publication of the net asset value	Settlement of subscriptions	Settlement of redemptions
D, before 12:30 p.m.	D, before 12:30 p.m.	D	D+1	D+3	D+3*

In the event of the dissolution of the Fund, redemptions will be settled within a maximum of five business days

The Management Company has implemented a method of adjusting the Sub-fund's net asset value known as Swing Pricing. This mechanism is described in Section VII of the prospectus: "Asset valuation rules".

Redemption gates:

The Management Company may introduce redemption gates, which, in exceptional circumstances and provided they are in the interests of shareholders or the general public, enable redemption requests to be spread across several NAV (net asset value) dates once they exceed a given threshold.

Description of the method:

Once an objectively predetermined threshold of redemptions is reached on a particular NAV date, the Management Company may decide not to carry out all redemption requests on that NAV date. To establish this threshold, the Management Company takes into account the frequency of NAV calculation for the Sub-fund, the Sub-fund's management strategy and the liquidity of the assets in its portfolio.

The Management Company may apply redemption gates to the Sub-fund when the threshold of 5% of the net assets is reached. As the Sub-fund has multiple share classes, the trigger threshold will be the same for all of its share classes. This threshold of 5% takes into account cleared redemptions across all of the Sub-fund's assets, rather than being applied by share class.

The trigger threshold for the gates is based on the relationship between:

- the difference, on any given clearing date, between the total value of the redemptions and the total value of the subscriptions; and
- net assets of the Sub-fund.

When redemption requests exceed the trigger threshold of the redemption gates, the Sub-fund may nevertheless decide to honour redemption requests made beyond the predetermined threshold, by partially or fully executing the orders that could have been blocked.

For example, if the total volume of share redemption requests is 10% of the Sub-fund's net assets while the trigger threshold is set at 5% of the net assets, the SICAV may decide to honour redemption requests for up to 8% of the net assets, executing 80% of the redemption requests instead of the 50% it would execute if the 5% threshold was strictly applied.

Redemption gates may only be applied on a maximum of 20 NAV dates over 3 months.

Notifying shareholders:

When redemption gates are applied, shareholders of the Sub-fund will be notified by any means via the website <https://funds.edram.com>.

Shareholders of the Sub-fund whose redemption orders will not be executed will be informed individually as soon as possible.

Processing unexecuted orders:

While redemption gates are in operation, redemption orders will be executed in the same proportions for shareholders of the Sub-fund who have made a redemption request on a given NAV date.

The unexecuted part of the redemption order will not be given priority over subsequent redemption requests. Unexecuted parts of redemption orders are automatically postponed and may not be revoked by shareholders of the Sub-fund.

Exemption from redemption gates:

Subscription and redemption transactions on the same NAV date, for the same number of shares and by a single shareholder or beneficial owner (transactions known as “round trips”) are exempt from redemption gates. This exemption also applies to switches from one share class to another share class, on the same NAV date, for the same value and by a single shareholder or beneficial owner.

Subscriptions and redemptions of “A EUR”, “A USD”, “A USD (H)”, “CR USD”, “CR EUR”, “R EUR”, “I EUR”, “I USD (H)” and “K EUR” shares are executed in amounts or in shares or thousandths of a share.

A switch from one share class to another share class within this Sub-fund or another Sub-fund of the SICAV is treated as a redemption transaction followed by a new subscription. Consequently, the tax system applicable to each subscriber depends on the tax provisions applicable to the subscriber’s individual situation and/or the investment jurisdiction of the SICAV. In case of uncertainty, subscribers should contact their adviser to obtain information about the tax regime applicable to them.

Unitholders are advised that orders sent to institutions responsible for receiving subscription and redemption orders must take into account the deadline for centralising orders that is applied to the transfer agent, Edmond de Rothschild (France). Consequently, the other institutions named may apply their own earlier deadline, in order to take into account transfer times to Edmond de Rothschild (France).

Place and method of publication of net asset value:

The Sub-fund’s net asset value can be obtained from the Management Company:

EDMOND DE ROTHSCHILD ASSET MANAGEMENT (France)
47, rue du Faubourg Saint-Honoré – 75401 Paris Cedex 08, France

➤ **Charges and fees**Subscription and redemption fees:

Subscription and redemption fees increase the subscription price paid by the investor or reduce the redemption price. The fees payable to the sub-fund serve to offset the charges incurred by the sub-fund when investing and divesting investors’ monies. Fees which are not paid to the UCITS are paid to the Management Company, promoter, etc.

Fees payable by the investor on subscriptions and redemptions	Basis	Rate scale
Subscription fee not payable to the EdR SICAV - Europe Midcaps Sub-fund	Net asset value x Number of shares	A EUR shares: maximum 3%
		A USD shares: maximum 3%
		A USD (H) share: maximum 3%
		CR EUR shares: maximum 3%
		CR USD shares: maximum 3%
		I EUR shares: None
		I USD (H) shares: None
		K EUR shares: None
		R EUR shares: maximum 3%
Subscription fee payable to the EdR SICAV - Europe Midcaps Sub-fund	Net asset value x Number of shares	All classes of shares: None
Redemption fee not payable to the EdR SICAV - Europe Midcaps Sub-fund	Net asset value x Number of shares	All classes of shares: None
Redemption fee payable to the EdR SICAV - Europe Midcaps Sub-fund	Net asset value x Number of shares	All classes of shares: None

Operating and management charges:

These charges cover all costs charged directly to the sub-fund, with the exception of transaction charges.

Transaction charges include intermediary charges (brokerage fees, local taxes, etc.) as well as any transaction fees, if applicable, that may be charged by the Custodian and the Management Company, in particular.

The following fees may be charged on top of management and administration fees:

- Performance fees.
- Transaction fees charged to the Sub-fund.
- Fees linked to temporary purchases and sales of securities, if applicable.

The Management Company is required to pay a share of the UCI's financial management fees as remuneration to intermediaries such as investment companies, insurance companies, management companies, marketing intermediaries, distributors or distribution platforms who have signed an agreement on distributing, investing UCI equities or forming relationships with other investors. This remuneration is variable, and depends on the business relationship with the intermediary and on the improvement in the quality of services provided to the client, which can be justified by the recipient of this remuneration. This remuneration may be fixed or calculated based on the net assets subscribed as a result of the intermediary's actions. The intermediary may or may not be a member of the Edmond de Rothschild group. In accordance with the applicable regulations, each intermediary will provide the customer with any useful information on costs and fees, as well as their remuneration.

For more details regarding ongoing charges invoiced to the investor, please refer to the Key Information Documents (KIDs).

Fees charged to the SICAV	Basis	Rate and scale
Financial management fees	Net assets of the sub-fund	A EUR shares: Maximum 1.95% incl. taxes
		A USD shares: Maximum 1.95% incl. taxes
		A USD (H) share: Maximum 1.95% incl. taxes
		CR EUR shares: Maximum 1.65% incl. taxes
		CR USD shares: Maximum 1.65% incl. taxes
		I EUR share: Maximum 0.95% incl. taxes
		I USD (H) shares: Maximum 0.95% incl. taxes
		K EUR shares: Maximum 1.10% incl. taxes
		R EUR shares: Maximum 2.35% incl. taxes
Administrative costs external to the Management Company**, particularly custodian, appraiser and statutory auditor fees, etc.	Net assets of the sub-fund	A EUR shares: Maximum 0.15% incl. taxes
		A USD shares: Maximum 0.15% incl. taxes
		A USD (H) share: Maximum 0.15% incl. taxes
		CR EUR shares: Maximum 0.15% incl. taxes
		CR USD shares: Maximum 0.15% incl. taxes
		I EUR share: Maximum 0.15% incl. taxes
		I USD (H) shares: Maximum 0.15% incl. taxes
		R EUR shares: Maximum 0.15% incl. taxes
Transaction fees paid to service providers: Custodian: between 0% and 50% Management Company: between 50% and 100%	Deducted from each transaction	Variable depending on the instrument, in particular: <ul style="list-style-type: none"> - From 0 to 0.50% maximum + VAT per transaction, (minimum of €0 to €200 depending on the stock exchange on which the instrument is traded) - On receipt of coupons: from 0% to 5% maximum + VAT

Performance fee (1)	Net assets of the sub-fund	A EUR shares: 15% per year of the outperformance compared with the benchmark index Stoxx Europe ex UK Small net dividends reinvested
		A USD shares: 15% per year of the outperformance compared with the benchmark index Stoxx Europe ex UK Small net dividends reinvested
		A USD (H) share: 15% per year of the outperformance compared with the benchmark index Stoxx Europe ex UK Small net dividends reinvested
		CR EUR shares: 15% per year of the outperformance compared with the benchmark index Stoxx Europe ex UK Small net dividends reinvested
		CR USD shares: 15% per year of the outperformance compared with the benchmark index Stoxx Europe ex UK Small net dividends reinvested
		I EUR shares: 15% per year of the outperformance compared with the benchmark index Stoxx Europe ex UK Small net dividends reinvested
		I USD (H) shares: 15% per year of the outperformance compared with the benchmark index Stoxx Europe ex UK Small net dividends reinvested
		K EUR shares: None
		R EUR shares: 15% per year of the outperformance compared with the benchmark index Stoxx Europe ex UK Small net dividends reinvested

*Including all taxes.

For this activity, the Management Company has not opted for VAT

** In the event of an increase in administrative fees external to the Management Company of 0.10% (incl. taxes) or less per annum, the Management Company may inform shareholders of the Sub-fund by any means. In the event of an increase of more than 0.10% (incl. taxes) per annum, shareholders will be informed individually and offered the chance to redeem their shares free of charge.

(1) Performance fee

Performance fees are payable to the Management Company in accordance with the following procedures:

Benchmark index: Stoxx Europe ex UK Small NR

The performance fee is calculated by comparing the performance of the sub-fund's share with that of an indexed reference asset. The indexed reference asset reproduces the performance of the benchmark index, adjusted for subscriptions, redemptions and, where applicable, dividends.

When the share outperforms its benchmark index, a provision of 15% will be applied to its outperformance.

In cases where the sub-fund's share outperforms that of its benchmark index over the reference period—even if the share has had a negative performance—a performance fee may be charged.

- *A provision for performance fees will be made each time the net asset value is calculated.*

When shares are redeemed, the Management Company receives the portion of the performance fee corresponding to the shares redeemed.

In the event of under-performance, the performance fee provision will be reduced by reversing the provision. The reversal cannot be more than the provision.

The reference periods shall end with the last net asset value for the month of September.

This performance fee is payable annually after the last net asset value for the reference period is calculated.

The reference period is a minimum of one year. The first reference period shall run from the date of creation of the share to the end date of the first reference period, ensuring compliance with the minimum term of one year.

At the end of the reference period, if the performance of the share is lower than that of its benchmark index over the reference period, no fee will be payable and the reference period will be extended by one year. The reference period may be extended four times and may therefore be greater than or equal to 5 years, but strictly less than 6 years.

At the end of a reference period of five years or more,

in the event that the performance of the share is lower than that of its benchmark index, no fee will be payable. A new reference period shall be established, beginning at the end of the sub-period of the reference period at the end of which the greatest relative performance (greatest outperformance or least underperformance) is recorded. "Sub-periods" mean the sub-periods starting at the beginning of the reference period and ending at the end of each crystallisation date within the reference period.

if the performance of the share exceeds that of its benchmark index, a fee is payable. The reference period is renewed, and a new reference period shall begin at the end of the one that is ending.

At the end of reference period t:

- If the difference between the NAV of the share and its target NAV is positive, a performance fee will be implemented and charged. This NAV becomes the new reference NAV, and a new reference period shall begin at the end of this reference period.

- If the difference between the NAV of the sub-fund and its target NAV is negative, a performance fee will not be implemented or charged; and:

- if the share has a reference period of less than five years, it will be extended by one year. The reference NAV then remains unchanged.

- when the reference period is greater than or equal to 5 years, the cumulative outperformance at the end of each sub-period of the reference period is recorded. The sub-periods making up the reference period are the following: [t-5; t-4], [t-5; t-3], [t-5; t-2], [t-5; t-1], [t-5; t]. A new reference period shall be established, beginning at the end of the sub-period with the highest relative performance. The Reference NAV becomes equal to the NAV of the share at the end of that sub-period.

Calculation method

Amount of provision = MAX (0; NAV(t) – Target NAV (t)) x performance fee rate

NAV (t): net assets at the end of year t

Reference NAV: last net asset value of the previous reference period

Reference date: date of reference NAV

Target NAV (t) = Reference NAV x (benchmark index value on date t/benchmark index value on the reference date) adjusted for subscriptions, redemptions and dividends.

Examples:

The examples below are based on the assumption of zero subscriptions, redemptions and dividends.

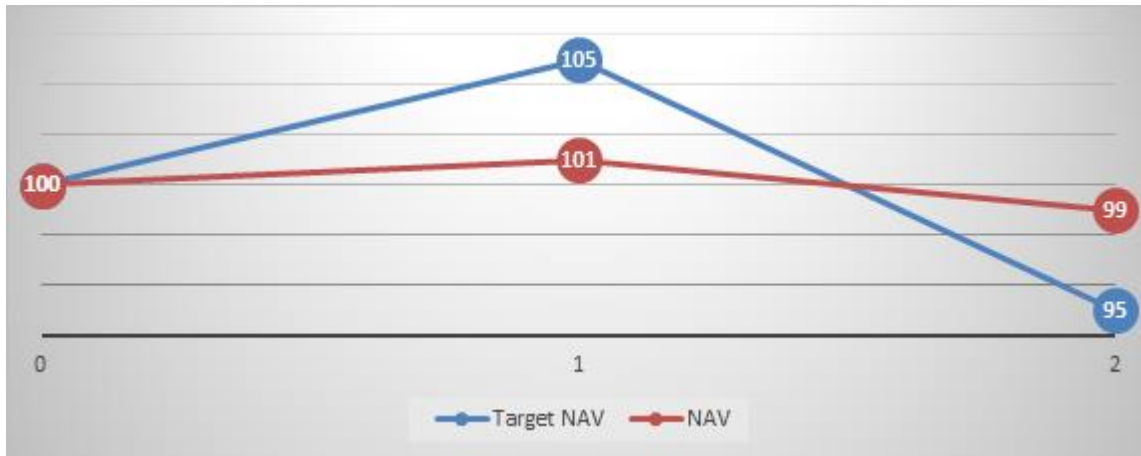
Example 1:

Period	0	1	2
Target NAV	100	105	95
NAV	100	101	99
Basis of calculation: NAV-Target NAV		-4	4

Period	Combine d share performa nce*	Combine d index performa nce*	Combine d relative performa nce*	Share performa nce in previous year	Index performa nce in previous year	Relative performa nce in previous year	Charged fee**	Renewed period "R" / Extended period "E" or Deferred period "D"
0-1	1	5	-4	1	5	-4	No	E
0-2	-1	-5	4	-2	-10	8	Yes	R

*from start of reference period

** for outperformance



0–1 period: The NAV for the reference period is less than the Target NAV (101 versus 105, differential/relative performance from start of reference period -4). No performance fee is therefore charged and the initial one-year reference period is extended by an additional year. The reference NAV is unchanged.

0–2 period: The NAV for the reference period is higher than the Target NAV (99 versus 95, differential/relative performance from start of reference period of 4). Absolute performance from the start of the reference period is negative (end of reference period NAV: 99 < NAV start of reference period: 100). A performance fee is charged, its basis of calculation is equal to the combined relative performance since the start of the reference period (4). Its amount is equal to the basis of calculation multiplied by the performance fee rate. The reference period is renewed and a new reference NAV is set at 99.

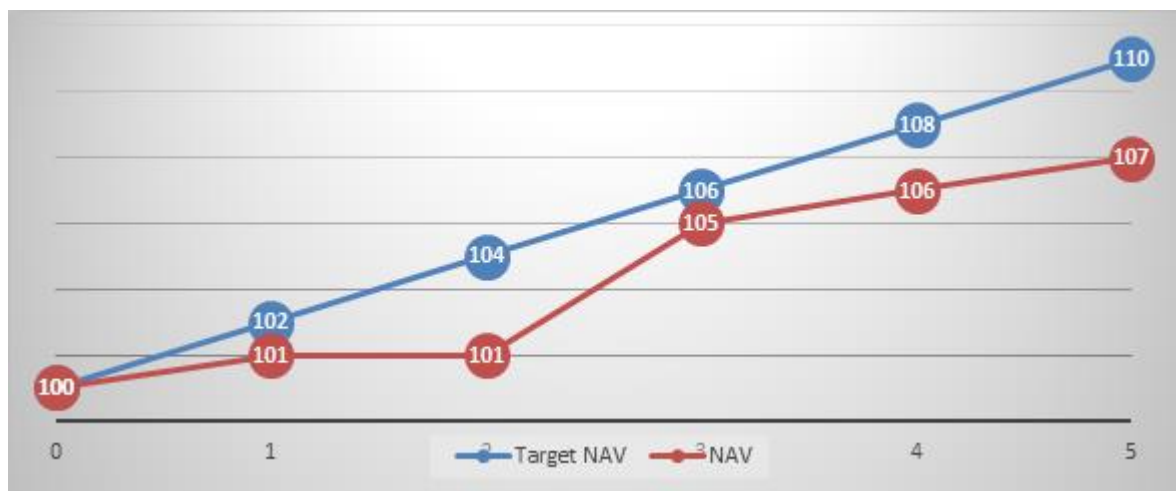
Example 2:

Period	0	1	2	3	4	5
Target NAV	100	102	104	106	108	110
NAV	100	101	101	105	106	107
Basis of calculation: NAV-Target NAV		-1	-3	-1	-2	-3

Period	Combined share performance*	Combined index performance*	Combined relative performance*	Share performance in previous year	Index performance in previous year	Relative performance in previous year	Application of a fee	Renewed period "R" / Extended period "E" or Deferred period "D"
0–1	1	2	-1	1	2	-1	No	E
0–2	1	4	-3	0	2	-2	No	E
0–3	5	6	-1	4	2	2	No	E
0–4	6	8	-2	1	2	-1	No	E
0–5	7	10	-3	1	2	-1	No	D

*from start of reference period

** for outperformance



0–1 and 0–2 periods: The absolute performance generated over the period is positive (NAV>reference NAV) but the relative performance is negative (NAV<Target NAV). No performance fee is charged. The reference period is extended by one year at the end of the first year and by an additional year at the end of the second year. The reference NAV is unchanged.

0–3 period: The absolute performance generated over the period is positive (5) and the relative performance generated over the year is positive (4), but the cumulative relative performance since the start of the reference period (0–3) is negative (-1). Therefore, no performance fee is charged. The reference period is extended by an additional year. The reference NAV is unchanged.

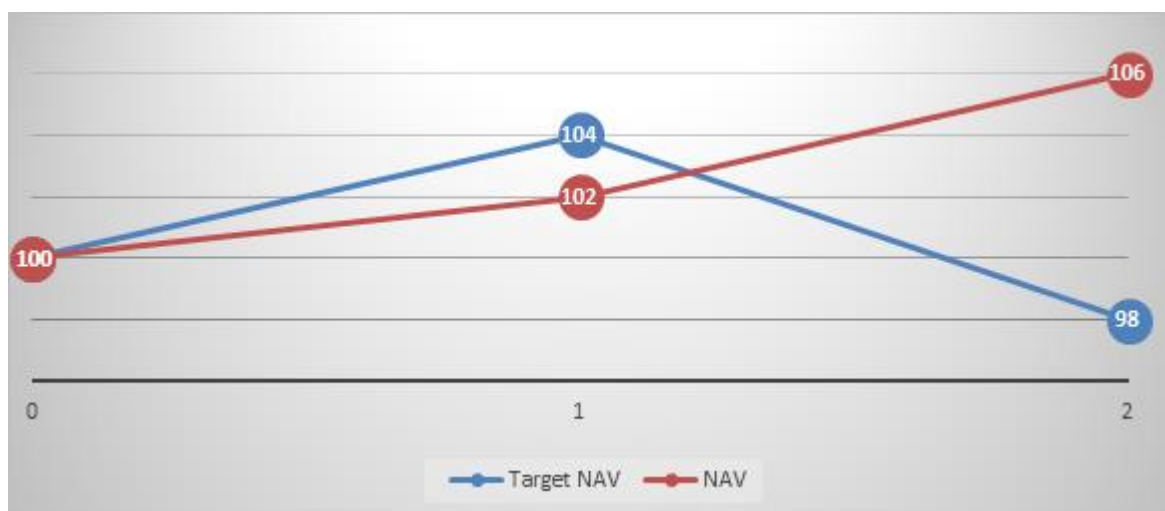
0–4 period: Negative relative performance over the period, no performance fee, the reference period is extended again by an additional year for the fourth and last time. The reference NAV is unchanged.

0–5 period: Relative performance over a negative period, no performance fee is charged. The reference period has reached its maximum duration of five years and therefore cannot be extended. A new reference period is established, beginning at the end of year 3, with the year-end NAV of year 3 as the reference NAV (105: year-end NAV over the current reference period having the highest combined relative performance, in this case of -1).

Example 3:

Period	0	1	2
Target NAV	100	104	98
NAV	100	102	106
Basis of Calculation: NAV-Target NAV		-2	8

Period	Combined share performance*	Combined index performance*	Combined relative performance*	Share performance in previous year	Index performance in previous year	Relative performance in previous year	Application of a fee	Renewed period "R" / Extended period "E" or Deferred period "D"
0–1	2	4	-2	2	4	-2	No	E
0–2	6	-2	8	4	-6	10	Yes	R



0–1 period: Positive absolute performance but underperformance of -2 (102–104) over the reference period. No performance fee is charged. The reference period is extended by one year. The reference NAV is unchanged.

0–2 period: Positive absolute performance and outperformance of 8 (106–98). A performance fee is therefore charged with a basis of calculation of 8. The reference period is renewed, a new reference NAV is set at 106.

Example 4:

Period	0	1	2	3	4	5	6
Target NAV	100	108	110	118	115	110	111
NAV	100	104	105	117	103	106	114
Reference NAV	100	100	100	100	100	100	117
Basis of Calculation: NAV-Target NAV		-4	-5	-1	-12	-4	3

Period	Combined share performance *	Combined index performance *	Combined relative performance *	Share performance in previous year	Index performance in previous year	Relative performance in previous year	Application of a fee	Renewed period "R" / Extended period "E" or Deferred period "D"	Change in reference NAV
0–1	4	8	-4	4	8	-4	No	E	No
0–2	5	10	-5	1	2	-1	No	E	No
0–3	17	18	-1	11	7	4	No	E	No
0–4	3	15	-12	-12	-3	-9	No	E	No
0–5	6	10	-4	3	-4	7	No	D	Yes
3–6	-3	-5	3***	8	2	6	Yes	R	Yes

*from start of reference period

** for outperformance

*** rounded

0–1 period: The performance of the share is positive (4) but lower than that of the benchmark index (8) over the reference period. No performance fee is payable. The reference period is extended by one year. The reference NAV remains unchanged (100).

0–2 period: The performance of the share is positive (5) but lower than that of the benchmark index (10) over the reference period. Therefore, no performance fee is payable. The reference period is extended by one year. The reference NAV remains unchanged (100).

0–3 period: The performance of the share is positive (17) but lower than that of the benchmark index (18) over the reference period. Therefore, no performance fee is payable. The reference period is extended by one year. The reference NAV remains unchanged (100).

0–4 period: The performance of the share is positive (3) but lower than that of the benchmark index (15) over the reference period. Therefore, no performance fee is payable. The reference period is extended by one year. The reference NAV remains unchanged (100).

0–5 period: The performance of the share is positive (6) but lower than that of the benchmark index (10) over the reference period. Therefore, no performance fee is payable. The reference period has reached its maximum duration of five years and therefore cannot be extended. A new reference period shall be established, beginning at the end of year 3, with the year-end NAV of year 3 as the reference NAV (117: year-end NAV over the current reference period having the highest combined relative performance, in this case of -1).

3–6 period: The performance of the share is negative (-3) but higher than that of the benchmark index (-5). A performance fee is therefore charged, with the basis of calculation being the combined relative performance since the beginning of the period, i.e. NAV (114)-Target NAV (111): 3. The reference NAV becomes the NAV at the end of the period (114). The reference period is renewed.

Fees linked to equity research as defined by Article 314-21 of the AMF General Regulation are charged to the Sub-fund.

Any retrocession of management fees for the underlying UCIs and investment funds collected by the EdR SICAV - Europe Midcaps Sub-fund will be repaid to the Sub-fund. The rate of management fees applicable to the underlying UCIs and investment funds will be valued by taking into account any retrocessions collected by the Sub-fund.

In the exceptional case that a sub-custodian applies an unanticipated transaction fee not set out in the terms and conditions above, with regard to a specific transaction, a description of the transaction and the transaction fees charged will be specified in the management report of the SICAV.

Shareholders can find out more information in the SICAV's annual report.

Procedure for selecting intermediaries:

In accordance with the AMF General Regulation, the Management Company has established a Best Selection/Best Execution policy for intermediaries and counterparties.

The purpose of this policy is to select, according to various predetermined criteria, the brokers and intermediaries whose execution policy will achieve the best possible results when executing orders. The Edmond de Rothschild Asset Management (France) Policy is available on its website: www.edram.fr.

Calculation and allocation of the proceeds resulting from temporary purchases and sales of securities and any equivalent transaction under foreign law:

Repurchase agreements are conducted through Edmond de Rothschild (France) according to the prevailing market conditions at the time of the transaction.

The operating costs and expenses linked to these transactions are borne by the Sub-fund. Income generated by these transactions is paid in full to the Sub-fund.

Calculation and allocation of the proceeds resulting from total return swaps and any equivalent transaction under foreign law:

The operating costs and expenses linked to these transactions are borne by the Sub-fund. Income generated by these transactions is paid in full to the Sub-fund.

EdR SICAV – Equity US Solve

➤ **Date created**

The Sub-fund was approved by the French financial markets authority (Autorité des Marchés Financiers – AMF) on 2 April 2019.

The Sub-fund was created on 24 April 2019.

➤ **ISIN code**

A CHF (H) shares:	FR0013404266
A EUR shares:	FR0014007Q54
A EUR (H) share:	FR0013404274
A GBP (H) share:	FR0013404282
A USD shares:	FR0013404308
B CHF (H) shares:	FR0013404316
B EUR (H) shares:	FR0013404324
B USD shares:	FR0013404332
CR EUR (H) shares:	FR0013404340
CR USD shares:	FR0013404357
CRD EUR (H) shares:	FR0013404365
CRD USD shares:	FR0013404373
I CHF (H) shares:	FR0013404381
I EUR shares:	FR0014007Q62
I EUR (H) shares:	FR0013404399
I USD shares:	FR0013404407
J CHF (H) shares:	FR0013404415
J EUR (H) shares:	FR0013404456
J USD shares:	FR0013404423
K EUR (H) shares:	FR0013404431
K USD shares:	FR0013404449

➤ **Specific tax regime**

None

➤ **Delegation of financial management**

Edmond de Rothschild Asset Management (France) delegates part of the financial management of the SICAV to: Edmond de Rothschild (Suisse) S.A.

This delegation of financial management focuses on currency hedging for the shares hedged.

➤ **Exposure to other foreign UCITS, AIFs or investment funds**

Up to 10% of its net assets.

➤ **Management objective**

The aim of the Sub-fund, over its recommended investment horizon, is to provide partial exposure to the performance of Northern American equity markets, while at the same time implementing full or partial permanent equity risk hedging on futures and options markets based on the Manager's expectations.

The Sub-fund is actively managed, which means that the Manager makes investment decisions with the aim of achieving the Sub-fund's objective and investment policy. This active management includes taking decisions related to asset selection, regional allocation, sectoral views and overall market exposure. The Manager is in no way limited by the composition of the benchmark index in the positioning of the portfolio, and the Sub-fund may not hold all the components of the benchmark index or indeed any of the components in question. The Sub-fund may diverge wholly or significantly from the benchmark index or, occasionally, very little.

➤ **Benchmark index**

The Sub-fund's management objective is not related to a market index, insofar as the Sub-fund will implement strategies for hedging equity risk.

Nevertheless, the performance of A EUR (H), B EUR (H), CR EUR (H), CRD EUR (H), I EUR (H), J EUR (H) and K EUR (H) shares may be compared retrospectively to the performance of a benchmark index, 56% of which comprises the S&P 500 index, net dividends reinvested and hedged in EUR, and 44% of which comprises the capitalised €STR. The €STR (Euro Short-Term Rate) is an interest rate calculated and administered by the European Central Bank, which reflects the price in euro of the overnight borrowing costs of a sample of banks located in the eurozone.

All information on the €STR (Euro Short-Term Rate) index is available on the website of the European Central Bank (ECB): <https://www.ecb.europa.eu/>. The administrator of the €STR benchmark index, the European Central Bank, falls within the scope of exemption provided for under Article 2.2 of the BMR. As such, the ECB is not required to obtain authorisation or to be included in the register of administrators and benchmark indices held by ESMA.

The Standard & Poor's 500 index (S&P 500) is representative of 500 US large-cap companies. More information with regard to the composition and the operating regulations of the index can be found at www.standardandpoors.com.

S&P Dow Jones Indices LLC (website: www.standardandpoors.com), the administrator responsible for the benchmark index Standard & Poor's 500, is included in the register of administrators and benchmark indices held by ESMA.

The performance of A CHF (H), B CHF (H), I CHF (H) and J CHF (H) shares may be compared retrospectively to the performance of a benchmark index, 56% of which comprises the S&P 500 index, net dividends reinvested and hedged in CHF, and 44% of which comprises the capitalised SARON.

SIX Financial Information AG (website: <https://www.six-group.com/financial-information/en/home.html#country=se>), the administrator of the capitalised SARON benchmark index, is included in the register of administrators and benchmark indices held by ESMA.

As the sub-fund is not index-linked, its performance may differ significantly from that of the benchmarks, which only serve as a basis for comparison.

The performance of A GBP (H) shares may be compared retrospectively to the performance of a benchmark index, 56% of which comprises the S&P 500 index, net dividends reinvested and hedged in GBP, and 44% of which comprises the capitalised SONIA.

The Bank of England, the administrator of the capitalised SONIA benchmark index, is exempt under Article 2.2 of the BMR. As such, it is not required to obtain authorisation or be included in ESMA's register of administrators and benchmark indices.

As the sub-fund is not index-linked, its performance may differ significantly from that of the benchmarks, which only serve as a basis for comparison.

The performance of A USD, A EUR, B USD, CR USD, CRD USD, I EUR, I USD, J USD and K USD shares may be compared retrospectively to the performance of a benchmark index, 56% of which comprises the S&P 500 index, net dividends reinvested, and 44% of which comprises the capitalised Federal Funds Effective Rate. This composite indicator will be expressed in the currency of the share. The capitalised Federal Funds Effective Rate index is the average overnight rate in the dollar zone. It is calculated by the New York Federal Reserve and represents the risk-free rate in the dollar zone.

At the date of the latest update of this prospectus, the Federal Funds Effective Rate benchmark index, administered by the Federal Reserve (website: <https://www.federalreserve.gov/>), fell within the scope of exemption provided for under Article 2.2 of the Benchmark Regulation (as a benchmark of a central bank) and, as such, was not included in the ESMA Register.

In accordance with Regulation (EU) 2016/1011 of the European Parliament and of the Council of 8 June 2016, the Management Company has a procedure in place for monitoring the benchmark indices used, which sets out the action to be taken in the event that an index materially changes or ceases to be provided.

➤ **Investment strategy**

Strategies used

The Sub-fund will use discretionary management techniques intended to expose it to equity markets in North America by investing in North American equities, or via derivatives on North American equities or equity indices, or via UCIs. The Management Company will maintain exposure to equity risk at between 0% and 90% of the Sub-fund's net assets by implementing hedging strategies that involve trading on the futures and options markets. Exposure to equity markets will be established through the use of a passively managed "core" portion, consisting of index futures, North American equities (which may form part of the S&P 500), or ETFs, and an actively managed "satellite" portion for the purposes of diversification. This "satellite" portion enables the Manager to accentuate or mitigate certain sector biases according to market expectations. These investments may be made via direct investments in securities or via UCIs, futures or index options.

The ESG investment universe is composed of public debt securities with a short maturity (up to one year) issued by the United States and private debt securities rated investment grade (AAA to BBB-) and high yield (BB to CCC). The Management Company may select securities from outside of this ESG universe. It will, however, ensure that the selected ESG universe is a relevant means of comparison for the Sub-fund's ESG rating.

At least 90% of debt securities and money-market instruments with an investment-grade credit rating, or issued by "developed" countries, and 75% of debt securities and money-market instruments with a high-yield credit rating, or issued by "emerging" countries, will have an ESG rating.

This will be either a proprietary ESG rating or a rating provided by an external non-financial rating agency. At the end of this process, the Sub-fund will have an ESG rating that is greater than that of its investment universe.

Environmental, social and governance (ESG) criteria are one of the components subject to management, although their weighting in the final decision is not defined beforehand.

Furthermore, the securities selection process also includes negative screening to exclude companies that contribute to the production of controversial weapons in compliance with international conventions in this area as well as companies that are exposed to activities related to thermal coal, unconventional fossil fuels or tobacco in accordance with the exclusion policy of Edmond de Rothschild Asset Management (France), which is available on its website. This negative screening helps mitigate sustainability risk.

The Sub-fund promotes environmental, social and governance (ESG) criteria within the meaning of Article 8 of Regulation (EU) 2019/2088, known as the "Disclosure Regulation" or "SFDR", and is subject to sustainability risk as defined in the Risk Profile section of the prospectus.

The Sub-fund integrates sustainability risk and takes into account the main negative impacts in its investment decisions.

As part of its proprietary ESG analysis method, Edmond de Rothschild Asset Management (France) takes into account, to the extent that data is available, the eligibility share and alignment with the taxonomy regarding the proportion of the turnover that is considered to be green or the investments aligned with this. We take into account the figures published by businesses or estimated by external service providers. We always consider the environmental impact, according to sectoral specificities. The carbon footprint on relevant parameters, the company's climate strategy and greenhouse gas reduction goals can also be analysed, as well as the environmental added value of products or services, eco-design etc.

The "causing no significant harm" principle only applies to investments underlying the financial product that take into account the environmental criteria of the European Union in terms of sustainable economic activities. The investments underlying the remaining portion of this financial product do not take into account the environmental criteria of the European Union in terms of sustainable economic activities.

As it is currently unable to provide reliable data for evaluating the share of its investments that are eligible for or aligned with the EU Taxonomy Regulation, at this stage, the Sub-fund is not able to fully and accurately calculate the underlying investments that qualify as environmentally sustainable in the form of a minimum alignment percentage in accordance with a strict interpretation of Article 3 of the aforementioned regulation.

Currently, the sub-fund does not aim to make investments that contribute to environmental objectives focused on mitigating climate change and/or adapting to climate change.

Therefore, the percentage of investments aligned with the Taxonomy is currently 0%.

Shares will be selected in accordance with the following strategy:

- The investment universe is selected using quantitative filters. These enable the Management Company to identify those North American stocks that are eligible for inclusion in the investment universe. These

securities are then subject to further analyses. These filters enable the Management Company to build the securities universe according to its own analysis, rather than applying sectoral or geographical restrictions.

- External research is used to help the manager focus their own research on a smaller number of stocks included in the investment scope. The choice of external analysts is also subject to a selection procedure defined by the Management Company.
- The chosen securities are then subject to quantitative and qualitative analysis. The manager will then select stocks with the best growth and performance potential according to the Management Company's analysis, to construct a concentrated portfolio.

Although exposure will be primarily sought on equity markets, the Sub-fund may invest up to 100% of its net assets in debt securities and money market instruments denominated in dollars or other currencies.

The Sub-fund seeks to invest in issues from public or private issuers with a residual maturity of a maximum of 397 days for fixed-rate issues and a maximum of two years for variable-rate issues.

These securities, rated primarily as “investment grade”, i.e. those for which the issuer default risk is lowest (securities with a rating greater than or equal to BBB- or a short-term rating greater than or equal to A-3 according to Standard & Poor's or an equivalent agency, or an equivalent internal rating from the Management Company). However, it should be noted that securities that have not been rated by a rating agency but have been rated as ‘Investment Grade’ by the Management Company will be limited to 15% of the net assets.

The Sub-fund may also invest up to 10% of its net assets in “High Yield” securities, i.e. speculative securities for which the risk of issuer default is higher (securities with a rating lower than BBB- or a short-term rating lower than or equal to A-3 according to Standard & Poor's or an equivalent agency, or an equivalent internal rating from the Management Company).

In addition, the Sub-fund may invest up to 10% of its net assets in units or shares of UCIs or other eligible Investment Funds, regardless of their classification, in particular in order to:

- increase exposure to equity markets or to diversify exposure to other asset classes (e.g. funds invested in securities of companies in the commodities or real estate sectors);
- or for cash management purposes (money market and bond UCIs).

For the purposes of efficient portfolio management and without deviating from its investment objectives, the Sub-fund may enter into repurchase agreements covering eligible Transferable Securities or Money Market Instruments, subject to a limit of 25% of its net assets. In order to limit significantly the total counterparty risk of instruments traded over the counter, the Management Company may receive cash collateral which will be deposited with the custodian and will not be reinvested.

The Sub-fund may hold securities denominated in a currency other than the dollar. In particular, it may invest in securities in denominated in euros and in Canadian dollars. These securities will be hedged against currency risk. However, residual exposure to currency risk of up to 10% of net assets may remain.

Subject to a limit of 100% of its net assets, the Sub-fund may use over-the-counter derivative instruments or financial contracts traded on a regulated or organised market in order to conclude:

- equity options, equity index contracts or futures contracts on indices
- forward currency contracts
- forward exchange (currency swaps) and forward currency contracts
- equity index futures contracts
- futures and/or options contracts on volatility indices

Derivative instruments will be used for the purposes of hedging and exposure, subject to an equity risk exposure limit of between 0% and 90%.

In particular, the implementation of hedging intended to maintain exposure to equity risk at between 0% and 90% is determined on a discretionary basis by the management team, depending on their expectations and on market conditions. In implementing these strategies, the Management Company aims to mitigate significant equity market shocks (which means that the Fund will benefit less from bullish periods), while seeking to optimise the portfolio hedging cost, in a tactical and opportunistic manner.

Investors' attention is drawn to the fact that upswings and downturns are determined on a discretionary basis by the management teams according to their expectations of market growth and may therefore not reflect actual market trends.

In order to limit significantly the total counterparty risk of instruments traded over the counter, the Management Company may receive cash collateral which will be deposited with the custodian and will not be reinvested.

.Assets used

Equities:

Among the instruments used to expose the Fund to the North American equity market, the portfolio may invest between 0% and 100% of its assets in North American equities.

Debt securities and money market instruments:

The Sub-fund may invest up to 100% of its net assets indiscriminately in negotiable debt securities and bonds issued in dollars or any other currency by private or public entities.

The Sub-fund seeks to invest in issues from public or private issuers with a residual maturity of a maximum of 397 days for fixed-rate issues and a maximum of two years for variable-rate issues.

These securities, rated primarily as “investment grade”, i.e. those for which the issuer default risk is lowest (securities with a rating greater than or equal to BBB- or a short-term rating greater than or equal to A-3 according to Standard & Poor's or an equivalent agency, or an equivalent internal rating from the Management Company). However, it should be noted that securities that have not been rated by a rating agency but have been rated as 'Investment Grade' by the Management Company will be limited to 15% of the net assets.

The Sub-fund may also invest up to 10% of its net assets in “High Yield” securities, i.e. speculative securities for which the risk of issuer default is higher (securities with a rating lower than BBB- or a short-term rating lower than or equal to A-3 according to Standard & Poor's or an equivalent agency, or an equivalent internal rating from the Management Company).

Securities selection is not based automatically and exclusively on the rating criterion. It is mainly based on an internal analysis. Prior to each investment decision, the Management Company analyses each security on criteria other than its rating. In the event that a security in the “High Yield” category has its rating downgraded, the Management Company must conduct an analysis in order to decide whether to sell or retain the security, so as to maintain the rating objective.

Shares or units of other foreign UCITS, AIFs or investment funds:

The Sub-fund may hold up to 10% of its assets in units or shares of French or foreign UCITS or French AIFs, regardless of their classification, in order to diversify exposure to other asset classes, including exchange-traded funds (ETFs), with a view to increasing exposure to the equity markets or to diversify exposure to other asset classes (such as commodities or property).

Within this 10% limit, the Sub-fund may also invest in shares or units of foreign AIFs and/or foreign investment funds that meet the regulatory eligibility criteria.

These UCIs and investment funds may be managed by the Management Company or by an affiliated company.

Derivatives:

Subject to a limit of 100% of its net assets, the Sub-fund may invest in financial contracts traded on regulated, organised, or over-the-counter markets in order to conclude:

- options contracts on equities, equity indices or futures contracts on indices for the purposes of hedging and exposure to American equity markets;
- forward currency contracts in order to limit the currency risk of the underlying portfolio;
- forward exchange (currency swaps) and forward currency contracts;
- futures contracts on indices for the purposes of hedging and exposure.
- futures and/or options contracts on volatility indices

In addition, the Sub-fund may use over-the-counter forward foreign exchange contracts in the form of total return swaps (TRS) on equities, equity indices and/or equity baskets up to a limit of 80% of its net assets for the purpose of hedging or exposure. The expected proportion of assets under management that will be subject to such contracts is 30%.

The counterparties to the transactions of these contracts are first-rate financial institutions domiciled in OECD countries that have a minimum rating of Investment Grade (rating greater than or equal to BBB- by Standard & Poor's or equivalent, or a rating deemed equivalent by the Management Company).

These counterparties do not have any influence over the composition or management of the Sub-fund's portfolio.

In particular, the implementation of complete or partial equity risk hedging will be determined on a discretionary basis by the management team according to its expectations and market conditions.

In order to limit significantly the total counterparty risk of instruments traded over the counter, the Management Company may receive cash collateral which will be deposited with the custodian and will not be reinvested.

Among the hedging strategies implemented, the Sub-fund may execute the following hedging transactions:

- purchases of put options and sales of call options;
- the simultaneous sale and purchase of similar options on the same underlying asset, but at a different strike price.

Securities with embedded derivatives (up to 100% of net assets):

To achieve its management objective, the sub-fund may also invest in financial instruments containing embedded derivatives. The Sub-fund may only invest in callable or puttable bonds up to a limit of 100% of its net assets.

Deposits:

None

Cash loans:

The sub-fund is not intended to be a cash borrower. However, a liability position may exist at certain points due to transactions related to the sub-fund's cash flows (ongoing investments and divestments, subscription/redemption operations, etc.), up to a limit of 10% of the net assets.

Temporary purchases and sales of securities:

In order to achieve efficient portfolio management and without deviating from its investment objectives, the Sub-fund may make temporary purchases of securities involving eligible financial securities or money-market instruments, up to 25% of its net assets. More precisely, these transactions will consist of repurchase transactions on interest-rate or debt securities of eurozone countries and will be carried out in the context of cash management and/or optimisation of the Sub-fund's income.

The expected proportion of assets under management which will be the subject of such transactions will be 10% of the net assets.

The counterparties to these transactions are first-rate financial institutions domiciled in OECD countries that have a minimum rating of investment grade (rating greater than or equal to BBB- according to Standard & Poor's or equivalent, or a rating deemed equivalent by the Management Company).

These counterparties do not have any influence over the composition or management of the Sub-fund's portfolio.

In order to limit significantly the total counterparty risk of instruments traded over the counter, the Management Company may receive cash collateral which will be deposited with the custodian and will not be reinvested.

Further information on the remuneration for temporary sales and purchases of securities is provided in the "Charges and fees" section.

➤ ***Investments between Sub-funds***

The Sub-fund may invest up to 10% of its net assets in another Sub-fund of the SICAV Edmond de Rothschild Fund.

The overall investment in other Sub-funds of the SICAV is limited to 10% of its net assets.

➤ **Risk profile**

Your money will be invested primarily in financial instruments selected by the Management Company. These instruments will be subject to market trends and fluctuations.

The risk factors described below are not exhaustive. It is the responsibility of each investor to analyse the risk associated with such an investment and to form his/her own opinion independently of the Edmond de Rothschild Group by obtaining as much specialist advice on such matters as is necessary in order to ensure this investment is appropriate for his/her financial and legal position and investment term.

Risk of capital loss:

The Sub-fund does not guarantee or protect the capital invested, so investors may not recover the full amount of the capital they initially invested, even if they retain the shares for the duration of the recommended investment period.

Discretionary management risk:

The discretionary management style is based on anticipating trends in the various markets (equities, bonds, money market, commodities and currencies). However, there is a risk that the sub-fund may not be invested in the best-performing markets at all times. The Sub-fund's performance may therefore be lower than the investment objective, and a drop in its net asset value may lead to negative performance.

Credit risk:

The main risk linked to debt securities and/or money market instruments such as treasury bills (BTFs and BTANs) or short-term negotiable securities is that of issuer default, due either to the non-payment of interest and/or the non-repayment of capital. Credit risk is also associated with the downgrading of an issuer. Shareholders are reminded that the net asset value of the Sub-fund is likely to fall if a total loss is recorded on a financial instrument following default by an issuer. The inclusion of debt securities in the portfolio, whether directly or through UCIs, exposes the Sub-fund to the effects of variations in credit quality.

Interest rate risk:

The exposure to interest rate products (debt securities and money market instruments) makes the sub-fund sensitive to interest rate fluctuations. Interest rate risk might result in a fall in the value of the security and thus the net asset value of the sub-fund in the event of a change in the yield curve.

Currency risk:

The capital may be exposed to currency risk when its constituent securities or investments are denominated in a different currency from that of the sub-fund. Currency risk is the risk of a fall in the exchange rate of the base currency of financial instruments in the portfolio against the Sub-fund's base currency, the euro, which may lead to a fall in the net asset value.

Equity risk:

The value of a share may vary as a result of factors related to the issuing entity but also as a result of external, political or economic factors. Fluctuations in equity markets may lead to substantial net asset variations, which may have a negative impact on the Sub-fund's net asset value.

Risk associated with small and mid-caps:

Securities of small and mid-cap companies may be significantly less liquid and more volatile than those of large cap companies. As a result, the Sub-fund's net asset value may fluctuate significantly and more rapidly.

Risk associated with financial and counterparty contract commitments:

The use of financial contracts may entail the risk of a sharper, more abrupt fall in the net asset value than in the markets in which the sub-fund invests. Counterparty risk results from this sub-fund's use of financial contracts traded on over-the-counter markets and/or of temporary purchases and sales of securities. Such transactions potentially expose the sub-fund to the risk of one of its counterparties defaulting and to a possible decrease in its net asset value.

Liquidity risk:

The markets in which the Sub-fund trades may occasionally be affected by a lack of liquidity. These market conditions may affect the prices at which the Sub-fund may have to liquidate, initiate, or modify positions.

Risk linked to derivatives:

The Sub-fund may invest in forward financial instruments (derivatives).

The use of financial contracts may entail the risk of a sharper, more abrupt fall in the net asset value than in the markets in which the sub-fund invests.

Credit risk linked to investment in speculative securities:

The Sub-fund may invest in issues from companies rated as non-investment grade by a rating agency (rating below BBB- from Standard & Poor's or equivalent) or those with an equivalent internal rating from the Management Company. These issues are known as speculative securities and present a higher risk of issuer default. This sub-fund should therefore be considered partly speculative and as being aimed specifically at investors who are aware of the risks inherent in investing in such securities. As a result, the use of high-yield securities (speculative securities with a higher risk of issuer default) may incur a greater risk of a fall in the net asset value.

Risks associated with temporary purchases and sales of securities and with total return swaps: The use of securities financing transactions and total return swaps, as well as the management of their collateral, may involve certain

specific risks such as operational risks or custody risk. These transactions may therefore have a negative effect on the net asset value of the Sub-fund.

Legal risk:

This is the risk that inadequately drafted contracts are concluded with counterparties for temporary purchases and sales of securities and for total return swaps.

Sustainability risk:

Means an environmental, social or governance event or condition that, if it occurs, could cause a significant negative, material or potential, impact on the value of the investment. The Fund's investments are exposed to a sustainability risk that could have a significant negative impact on the value of the Fund. Consequently, the Manager identifies and analyses sustainability risks as part of their investment policy and investment decisions.

Risks associated with ESG criteria:

The integration of ESG and sustainability criteria into the investment process may exclude securities from certain issuers on non-investment grounds and, consequently, certain market opportunities that are available to funds that do not use ESG or sustainability criteria may not be available to the Sub-fund, and the Sub-fund's performance may at times be better or worse than that of comparable funds that do not use ESG or sustainability criteria. Asset selection may be based in part on a proprietary ESG rating process or on exclusion lists ("ban lists") which are partly based on third-party data. The lack of common or harmonised definitions and labels that incorporate ESG and sustainability criteria at EU level may cause managers to adopt different approaches when defining the ESG objectives and determining whether these objectives have been achieved by the funds they manage. This also means that it may be difficult to compare strategies that include ESG and sustainability criteria, given that the selection and weightings applied to the selected investments may, to some extent, be subjective or based on indicators that may share the same name, but whose underlying meanings are different. Investors are advised that the subjective value that they may or may not assign to certain types of ESG criteria may differ substantially from the Financial Manager's methodology. The lack of harmonised definitions may also result in certain investments not benefiting from preferential tax regimes or tax credit schemes, as a result of ESG criteria being valued differently than initially envisaged.

➤ **Guarantee or capital protection:**

None.

➤ **Eligible subscribers and typical investor profile**

A CHF (H), A EUR, A EUR (H), A GBP (H), A USD, B CHF (H), B EUR (H), B USD shares: All subscribers
CR EUR (H), CR USD, CRD EUR (H) and CRD USD shares: All subscribers; these shares may be marketed to retail investors (non-professional or professional) exclusively in the following cases:

- Subscription as part of independent advice provided by a financial advisor or regulated financial entity,
- Subscription as part of non-independent advice, with a specific agreement that does not authorise them to receive or retain trailer fees,
- Subscription by a financial entity regulated on behalf of its client as part of a management mandate.

In addition to the management fees charged by the Management Company, each financial advisor or regulated financial entity may be liable to pay the management or advisory fees incurred by each investor. The Management Company is not party to such agreements.

Shares are not registered for marketing in all countries. They are therefore not open to subscription for retail investors in all jurisdictions.

I CHF (H), I EUR, I EUR (H), I USD, J CHF (H), J EUR (H), J USD, K EUR (H) and K USD shares: Legal entities and institutional investors dealing on their own behalf or on behalf of third parties. These shares are more specifically intended for insurance companies subject to the requirements of the "Solvency II" Directive. In fact, the hedging strategies will be implemented and managed under conditions such that they can be deemed "risk mitigation techniques" within the meaning of Directive 2009/138/EC of 25 November 2009 ("Solvency II"), and thus enable the SCR ("Solvency Capital Requirement") to be reduced for the investors concerned. Investors' attention is drawn to the risks inherent in this type of security, as described in the "Risk Profile" section.

The person in charge of checking compliance with the criteria on investor and purchaser capacity and ensuring that the latter have received the required information is the person tasked with the actual marketing of the SICAV.

The shares of this Sub-fund are not and will not be registered in the United States under the US Securities Act of 1933, as amended ("Securities Act 1933"), or under any other law of the United States. These shares may not be offered, sold or transferred to the United States (including its territories and possessions) or benefit, directly or indirectly, any US Person (as defined by Regulation S of the Securities Act 1933).

The Sub-fund may either subscribe to units or shares of target funds likely to participate in initial public offerings for US securities (“US IPOs”) or directly participate in US initial public offerings (“US IPOs”). The Financial Industry Regulatory Authority (FINRA), in accordance with rules 5130 and 5131 of FINRA (the “Rules”), has decreed prohibitions regarding the eligibility of certain persons to participate in the allocation of US IPOs when the effective beneficiary(-ies) of such accounts are professionals in the financial services sector (including, among others, an owner or employee of a member of FINRA or a fund manager) (a “Restricted Person”) or an executive officer or director of a US or non-US company that may be in a business relationship with a member of FINRA (an “Associated Person”). The Sub-fund may not be offered or sold for the benefit or on behalf of a “US Person” as defined by “Regulation S” nor to investors considered as Restricted Persons or Associated Persons in relation to the FINRA Rules. Investors should consult their legal advisor if there are any doubts about their legal status.

The appropriate amount to invest in this sub-fund depends on your personal situation. To determine that amount, shareholders are encouraged to seek professional advice in order to diversify their investments and determine the proportion of their financial portfolio or assets to be invested in this Sub-fund, specifically in view of the recommended investment period and exposure to the aforementioned risks, and their personal wealth, needs and specific objectives. In all cases, shareholders must diversify their portfolio sufficiently to avoid being exposed solely to the risks of this Sub-fund.

Recommended investment period: more than 3 years

➤ **Procedures for determining and allocating income**

Distributable Amounts	“A CHF (H)”, “A EUR” “A EUR (H)”, “A GBP (H)”, “A USD”, “CR EUR (H)”, “CR USD”, “I CHF (H)”, “I EUR” “I EUR (H)”, “I USD”, “K EUR (H)” and “K USD” shares	“B CHF (H)”, “B EUR (H)”, “B USD”, “CRD EUR (H)”, “CRD USD”, “J CHF (H)”, “J EUR (H)” and “J USD” shares
Allocation of net income	Accumulation	Distribution
Allocation of net realised gains or losses	Accumulation	Accumulation (in full or in part) or Distribution (in full or in part) or Carried forward (in full or in part), at the discretion of the Management Company

Where distribution shares are concerned, the Sub-fund Management Company may decide to distribute one or more interim dividends on the basis of the financial positions certified by the Statutory Auditor.

➤ **Distribution frequency**

Accumulation shares: not applicable

Distribution shares: annual with the possibility of interim dividends. The payment of distributable income takes place within a period of no more than five months following the end of the financial year and within one month for interim dividends following the date of the position certified by the auditor.

➤ **Share characteristics**

The Sub-fund has 21 share classes: “A CHF (H)”, “A EUR”, “A EUR (H)”, “A GBP (H)”, “A USD”, “B CHF (H)”, “B EUR (H)”, “B USD”, “CR EUR (H)”, “CR USD”, “CRD EUR (H)”, “CRD USD”, “I CHF (H)”, “I EUR”, “I EUR (H)”, “I USD”, “J CHF (H)”, “J EUR (H)”, “J USD”, “K EUR (H)” and “K USD”.

The A CHF (H) share is denominated in Swiss francs and expressed in shares or thousandths of a share.

The A EUR share is denominated in euros and expressed in shares or thousandths of a share.

The A EUR (H) share is denominated in euros and expressed in shares or thousandths of a share.

The A GBP (H) share is denominated in pounds sterling and expressed in shares or thousandths of a share.

The A USD share is denominated in dollars and expressed in shares or thousandths of a share.

The B CHF (H) share is denominated in Swiss francs and expressed in shares or thousandths of a share.

The B EUR (H) share is denominated in euros and expressed in shares or thousandths of a share.

The B USD share is denominated in dollars and expressed in shares or thousandths of a share.

The CR EUR (H) share is denominated in Euros and expressed in shares or thousandths of a share.
 The CR USD share is denominated in dollars and expressed in shares or thousandths of a share.
 The CRD EUR (H) share is denominated in Euros and expressed in shares or thousandths of a share.
 The CRD USD share is denominated in dollars and expressed in shares or thousandths of a share.
 The I CHF (H) share is denominated in Swiss francs and expressed in shares or thousandths of a share.
 The I EUR share is denominated in euros and expressed in shares or thousandths of a share.
 The I EUR (H) share is denominated in euros and expressed in shares or thousandths of a share.
 The I USD share is denominated in dollars and expressed in shares or thousandths of a share.
 The J CHF (H) share is denominated in Swiss francs and expressed in shares or thousandths of a share.
 The J EUR (H) share is denominated in euros and expressed in shares or thousandths of a share.
 The J USD share is denominated in dollars and expressed in shares or thousandths of a share.
 The K EUR (H) share is denominated in euros and expressed in shares or thousandths of a share.
 The K USD share is denominated in dollars and expressed in shares or thousandths of a share.

➤ **Subscription and redemption procedures**

Date and frequency of net asset value calculation:

Daily, with the exception of public holidays and days on which the French and American markets are closed (according to the official Euronext Paris S.A. and NYSE calendars)

Initial net asset value:

A CHF (H) shares:	CHF 100
A EUR shares:	€100
A EUR (H) shares:	€100
A GBP (H) shares:	£100
A USD shares:	\$100
B CHF (H) shares:	CHF 100
B EUR (H) shares:	€100
B USD shares:	\$100
CR EUR (H) shares:	€100
CR USD shares:	\$100
CRD EUR (H) shares:	€100
CRD USD shares:	\$100
I CHF (H) shares:	CHF 100
I EUR shares:	€100
I EUR (H) shares:	€100
I USD shares:	\$100
J CHF (H) shares:	CHF 100
J EUR (H) shares:	€100
J USD shares:	\$100
K EUR (H) shares:	€100
K USD shares:	\$100

Minimum initial subscription:

A CHF (H) shares:	1 Share
A EUR shares:	1 Share
A EUR (H) shares:	1 Share
A GBP (H) shares:	1 Share
A USD shares:	1 Share
B CHF (H) shares:	1 Share
B EUR (H) shares:	1 Share
B USD shares:	1 Share
CR EUR (H) shares:	1 Share
CR USD shares:	1 Share
CRD EUR (H) shares:	1 Share
CRD USD shares:	1 Share
I CHF (H) shares:	CHF 500,000
I EUR shares:	€500,000
I EUR (H) shares:	€500,000

I USD shares:	\$500,000
J CHF (H) shares:	CHF 500,000
J EUR (H) shares:	€500,000
J USD shares:	\$500,000
K EUR (H) shares:	€500,000
K USD shares:	\$500,000

Minimum subsequent subscriptions:

A CHF (H) shares:	1 thousandth of a share
A EUR shares:	1 thousandth of a share
A EUR (H) shares:	1 thousandth of a share
A GBP (H) shares:	1 thousandth of a share
A USD shares:	1 thousandth of a share
B CHF (H) shares:	1 thousandth of a share
B EUR (H) shares:	1 thousandth of a share
B USD shares:	1 thousandth of a share
CR EUR (H) shares:	1 thousandth of a share
CR USD shares:	1 thousandth of a share
CRD EUR (H) shares:	1 thousandth of a share
CRD USD shares:	1 thousandth of a share
I CHF (H) shares:	1 thousandth of a share
I EUR shares:	1 thousandth of a share
I EUR (H) shares:	1 thousandth of a share
I USD shares:	1 thousandth of a share
J CHF (H) shares:	1 thousandth of a share
J EUR (H) shares:	1 thousandth of a share
J USD shares:	1 thousandth of a share
K EUR (H) shares:	1 thousandth of a share
K USD shares:	1 thousandth of a share

Subscription and redemption procedures:

Orders are executed in accordance with the table below.

Subscription and redemption conditions are expressed in business days.

D is the net asset value calculation day:

Clearing of subscription orders	Clearing of redemption orders	Date of order execution	Publication of the net asset value	Settlement of subscriptions	Settlement of redemptions
D, before 12:30 p.m.	D, before 12:30 p.m.	D	D+1	D+3	D+3*

In the event of the dissolution of the Fund, redemptions will be settled within a maximum of five business days.

The Management Company has implemented a method of adjusting the Sub-fund's net asset value known as Swing Pricing. This mechanism is described in Section VII of the prospectus: "Asset valuation rules".

Redemption gates:

The Management Company may introduce redemption gates, which, in exceptional circumstances and provided they are in the interests of shareholders or the general public, enable redemption requests to be spread across several NAV (net asset value) dates once they exceed a given threshold.

Description of the method:

Once an objectively predetermined threshold of redemptions is reached on a particular NAV date, the Management Company may decide not to carry out all redemption requests on that NAV date. To establish this threshold, the Management Company takes into account the frequency of NAV calculation for the Sub-fund, the Sub-fund's management strategy and the liquidity of the assets in its portfolio.

The Management Company may apply redemption gates to the Sub-fund when the threshold of 5% of the net assets is reached. As the Sub-fund has multiple share classes, the trigger threshold will be the same for all of its share classes. This threshold of 5% takes into account cleared redemptions across all of the Sub-fund's assets, rather than being applied by share class.

The trigger threshold for the gates is based on the relationship between:

- the difference, on any given clearing date, between the total value of the redemptions and the total value of the subscriptions; and
- net assets of the Sub-fund.

When redemption requests exceed the trigger threshold of the redemption gates, the Sub-fund may nevertheless decide to honour redemption requests made beyond the predetermined threshold, by partially or fully executing the orders that could have been blocked.

For example, if the total volume of share redemption requests is 10% of the Sub-fund's net assets while the trigger threshold is set at 5% of the net assets, the SICAV may decide to honour redemption requests for up to 8% of the net assets, executing 80% of the redemption requests instead of the 50% it would execute if the 5% threshold was strictly applied.

Redemption gates may only be applied on a maximum of 20 NAV dates over 3 months.

Notifying shareholders:

When redemption gates are applied, shareholders of the Sub-fund will be notified by any means via the website <https://funds.edram.com>.

Shareholders of the Sub-fund whose redemption orders will not be executed will be informed individually as soon as possible.

Processing unexecuted orders:

While redemption gates are in operation, redemption orders will be executed in the same proportions for shareholders of the Sub-fund who have made a redemption request on a given NAV date.

The unexecuted part of the redemption order will not be given priority over subsequent redemption requests. Unexecuted parts of redemption orders are automatically postponed and may not be revoked by shareholders of the Sub-fund.

Exemption from redemption gates:

Subscription and redemption transactions on the same NAV date, for the same number of shares and by a single shareholder or beneficial owner (transactions known as "round trips") are exempt from redemption gates. This exemption also applies to switches from one share class to another share class, on the same NAV date, for the same value and by a single shareholder or beneficial owner.

Subscriptions and redemptions of "A CHF (H)", "A EUR", "A EUR (H)", "A GBP (H)", "A USD", "B CHF (H)", "B EUR (H)", "B USD", "CR EUR (H)", "CR USD", "CRD EUR (H)", "CRD USD", "I EUR", "I CHF (H)", "I EUR (H)", "I USD", "J CHF (H)", "J EUR (H)", "J USD", "K EUR (H)" and "K USD" shares are executed per amount, per share or per thousandths of shares.

A switch from one share class to another share class within this Sub-fund or another Sub-fund of the SICAV is treated as a redemption transaction followed by a new subscription. Consequently, the tax system applicable to each subscriber depends on the tax provisions applicable to the subscriber's individual situation and/or the investment jurisdiction of the Sub-fund. In case of uncertainty, subscribers should contact their adviser to obtain information about the tax regime applicable to them.

Unitholders are advised that orders sent to institutions responsible for receiving subscription and redemption orders must take into account the deadline for centralising orders that is applied to the transfer agent, Edmond de Rothschild (France). Consequently, the other institutions named may apply their own earlier deadline, in order to take into account transfer times to Edmond de Rothschild (France).

Place and means of publication of NAV:

The Sub-fund's net asset value can be obtained from the Management Company:
EDMOND DE ROTHSCHILD ASSET MANAGEMENT (France)
47, rue du Faubourg Saint-Honoré – 75401 Paris Cedex 08

➤ **Charges and fees**

Subscription and redemption fees:

Subscription and redemption fees increase the subscription price paid by the investor or reduce the redemption price. The fees payable to the sub-fund serve to offset the charges incurred by the sub-fund when investing and divesting investors' monies. Fees which are not paid to the UCITS are paid to the Management Company, promoter, etc.

Fees payable by the investor on subscriptions and redemptions	Basis	Rate scale
Subscription fee not payable to the EdR SICAV - Equity US Solve Sub-fund	Net asset value x Number of shares	A CHF (H) shares: maximum 3%
		A EUR shares: maximum 3%
		A EUR (H) shares: maximum 3%
		A GBP (H) shares: maximum 3%
		A USD shares: maximum 3%
		B CHF (H) shares: maximum 3%
		B EUR (H) shares: maximum 3%
		B USD shares: maximum 3%
		CR EUR (H) shares: maximum 3%
		CR USD shares: maximum 3%
		CRD EUR (H) shares: maximum 3%
		CRD USD shares: maximum 3%
		I CHF (H) shares: None
		I EUR shares: None
		I EUR (H) shares: None
		I USD shares: None
J CHF (H) shares: None		
J EUR (H) shares: None		
J USD shares: None		
K EUR (H) shares: None		
K USD shares: None		
Subscription fee payable to the EdR SICAV – Equity US Solve Sub-fund	Net asset value x Number of shares	All classes of shares: None
Redemption fee not payable to EdR SICAV - Equity US Solve Sub-fund	Net asset value x Number of shares	All classes of shares: None
Redemption fee payable to the EdR SICAV - Equity US Solve Sub-fund	Net asset value x Number of shares	All classes of shares: None

Operating and management fees:

These charges cover all costs charged directly to the sub-fund, with the exception of transaction charges.

Transaction charges include intermediary charges (brokerage fees, local taxes, etc.) as well as any transaction fees, if applicable, that may be charged by the Custodian and the Management Company, in particular.

The following fees may be charged on top of management and administration fees:

- Performance fees.
- Transaction fees charged to the Sub-fund.
- Fees linked to temporary purchases and sales of securities, if applicable.

The Management Company is required to pay a share of the UCI's financial management fees as remuneration to intermediaries such as investment companies, insurance companies, management companies, marketing intermediaries, distributors or distribution platforms who have signed an agreement on distributing, investing UCI equities or forming relationships with other investors. This remuneration is variable, and depends on the business relationship with the intermediary and on the improvement in the quality of services provided to the client, which can be justified by the recipient of this remuneration. This remuneration may be fixed or calculated based on the net assets subscribed as a result of the intermediary's actions. The intermediary may or may not be a member of the Edmond de Rothschild group. In accordance with the applicable regulations, each intermediary will provide the customer with any useful information on costs and fees, as well as their remuneration.

For more details regarding ongoing charges invoiced to the investor, please refer to the Key Information Documents (KIDs).

Fees charged to the SICAV	Basis	Rate and scale
Financial management fees	Net assets of the sub-fund	A CHF (H) shares: Maximum 1.20% incl. taxes
		A EUR shares: Maximum 1.20% incl. taxes
		A EUR (H) shares: Maximum 1.20% incl. taxes
		A GBP (H) shares: Maximum 1.20% incl. taxes
		A USD shares: Maximum 1.20% incl. taxes
		B CHF (H) shares: Maximum 1.20% incl. taxes
		B EUR (H) shares: Maximum 1.20% incl. taxes
		B USD shares: Maximum 1.20% incl. taxes
		CR EUR (H) shares: Maximum 0.70% incl. taxes
		CR USD shares: Maximum 0.70% incl. taxes
		CRD EUR (H) shares: Maximum 0.70% incl. taxes
		CRD USD shares: Maximum 0.70% incl. taxes
		I CHF (H) shares: Maximum 0.55% incl. taxes
		I EUR shares: Maximum 0.55% incl. taxes
		I EUR (H) shares: Maximum 0.55% incl. taxes
		I USD shares: Maximum 0.55% incl. taxes
		J CHF (H) shares: Maximum 0.55% incl. taxes
		J EUR (H) shares: Maximum 0.55% incl. taxes
		J USD shares: Maximum 0.55% incl. taxes
		K EUR (H) shares: Maximum 0.75% incl. taxes
K USD shares: Maximum 0.75% incl. taxes		
Administrative costs external to the Management Company**, particularly custodian, appraiser and statutory auditor fees, etc.	Net assets of the sub-fund	A CHF (H) shares: Maximum 0.10% incl. taxes
		A EUR shares: Maximum 0.10% incl. taxes
		A EUR (H) shares: Maximum 0.10% incl. taxes
		A GBP (H) shares: Maximum 0.10% incl. taxes
		A USD shares: Maximum 0.10% incl. taxes
		B CHF (H) shares: Maximum 0.10% incl. taxes
		B EUR (H) shares: Maximum 0.10% incl. taxes
		B USD shares: Maximum 0.10% incl. taxes
		CR EUR (H) shares: Maximum 0.10% incl. taxes
		CR USD shares: Maximum 0.10% incl. taxes
		CRD EUR (H) shares: Maximum 0.10% incl. taxes
		CRD USD shares: Maximum 0.10% incl. taxes
		I CHF (H) shares: Maximum 0.10% incl. taxes
		I EUR shares: Maximum 0.10% incl. taxes
		I EUR (H) shares: Maximum 0.10% incl. taxes
		I USD shares: Maximum 0.10% incl. taxes
		J CHF (H) shares: Maximum 0.10% incl. taxes
		J EUR (H) shares: Maximum 0.10% incl. taxes
		J USD shares: Maximum 0.10% incl. taxes
		K EUR (H) shares: Maximum 0.10% incl. taxes*
K USD shares: Maximum 0.10% incl. taxes		

Transaction fees	On the transaction amount	None
Performance fee (1)	Net assets of the sub-fund	A CHF (H) shares: 15% per year of the outperformance compared to the benchmark index, 56% of which comprises the S&P 500 index, net dividends reinvested and hedged in CHF, and 44% of which comprises the capitalised SARON
		A EUR shares: 15% per year of the outperformance compared to the benchmark index, 56% of which comprises the S&P 500 index, net dividends reinvested, and 44% of which comprises the capitalised Federal Funds Effective Rate.
		A EUR (H) shares: 15% per year of the outperformance compared to the benchmark index, 56% of which comprises the S&P 500 index, net dividends reinvested and hedged in EUR, and 44% of which comprises the capitalised €STR
		A GBP (H) shares: 15% per year of the outperformance compared to the benchmark index, 56% of which comprises the S&P 500 index, net dividends reinvested and hedged in GBP, and 44% of which comprises the capitalised SONIA
		A USD shares: 15% per year of the outperformance compared to the benchmark index, 56% of which comprises the S&P 500 index, net dividends reinvested, and 44% of which comprises the capitalised Federal Funds Effective Rate
		B CHF (H) shares: 15% per year of the outperformance compared to the benchmark index, 56% of which comprises the S&P 500 index, net dividends reinvested and hedged in CHF, and 44% of which comprises the capitalised SARON
		B EUR (H) shares: 15% per year of the outperformance compared to the benchmark index, 56% of which comprises the S&P 500 index, net dividends reinvested and hedged in EUR, and 44% of which comprises the capitalised €STR
		B USD shares: 15% per year of the outperformance compared to the benchmark index, 56% of which comprises the S&P 500 index, net dividends reinvested, and 44% of which comprises the capitalised Federal Funds Effective Rate
		CR EUR (H) shares: 15% per year of the outperformance compared to the benchmark index, 56% of which comprises the S&P 500 index, net dividends reinvested and hedged in EUR, and 44% of which comprises the capitalised €STR

		CR USD shares: 15% per year of the outperformance compared to the benchmark index, 56% of which comprises the S&P 500 index, net dividends reinvested, and 44% of which comprises the capitalised Federal Funds Effective Rate
		CRD EUR (H) shares: 15% per year of the outperformance compared to the benchmark index, 56% of which comprises the S&P 500 index, net dividends reinvested and hedged in EUR, and 44% of which comprises the capitalised €STR
		CRD USD shares: 15% per year of the outperformance compared to the benchmark index, 56% of which comprises the S&P 500 index, net dividends reinvested, and 44% of which comprises the capitalised Federal Funds Effective Rate
		I CHF (H) shares: 15% per year of the outperformance compared to the benchmark index, 56% of which comprises the S&P 500 index, net dividends reinvested and hedged in CHF, and 44% of which comprises the capitalised SARON
		I EUR shares: 15% per year of the outperformance compared to the benchmark index, 56% of which comprises the S&P 500 index, net dividends reinvested, and 44% of which comprises the capitalised Federal Funds Effective Rate.
		I EUR (H) shares: 15% per year of the outperformance compared to the benchmark index, 56% of which comprises the S&P 500 index, net dividends reinvested and hedged in EUR, and 44% of which comprises the capitalised €STR
		I USD shares: 15% per year of the outperformance compared to the benchmark index, 56% of which comprises the S&P 500 index, net dividends reinvested, and 44% of which comprises the capitalised Federal Funds Effective Rate
		J CHF (H) shares: 15% per year of the outperformance compared to the benchmark index, 56% of which comprises the S&P 500 index, net dividends reinvested and hedged in CHF, and 44% of which comprises the capitalised SARON
		J EUR (H) shares: 15% per year of the outperformance compared to the benchmark index, 56% of which comprises the S&P 500 index, net dividends reinvested and hedged in EUR, and 44% of which comprises the capitalised €STR
		J USD shares: 15% per year of the outperformance compared to the benchmark index, 56% of which comprises the S&P 500 index, net dividends reinvested, and 44% of which comprises the capitalised Federal Funds Effective Rate

		K EUR (H) shares: None
		K USD shares: None

*Including all taxes.

For this activity, the Management Company has not opted for VAT

** In the event of an increase in administrative fees external to the Management Company of 0.10% (incl. taxes) or less per annum, the Management Company may inform shareholders of the Sub-fund by any means. In the event of an increase of more than 0.10% (incl. taxes) per annum, shareholders will be informed individually and offered the chance to redeem their shares free of charge.

(1) Performance fee

Performance fees are payable to the Management Company in accordance with the following procedures:

Benchmark index:

- made up of 56% S&P 500 index, net dividends reinvested, and 44% capitalised Fed Funds Effective Rate, for shares in USD and for non hedged shares in EUR.
- made up of 56% S&P 500 index, net dividends reinvested, hedged in EUR, and 44% capitalised €STR, for hedged shares in EUR
- made up of 56% S&P 500 index, net dividends reinvested, hedged in CHF, and 44% capitalised SARON, for shares in CHF
- made up of 56% S&P 500 index, net dividends reinvested, hedged in GBP, and 44% capitalised SONIA, for shares in GBP.

The performance fee is calculated by comparing the performance of the sub-fund's share with that of an indexed reference asset. The indexed reference asset reproduces the performance of the benchmark index, adjusted for subscriptions, redemptions and, where applicable, dividends.

When the share outperforms its benchmark index, a provision of 15% will be applied to its outperformance.

- In cases where the sub-fund's share outperforms that of its benchmark index over the reference period—even if the share has had a negative performance—a performance fee may be charged.
- A provision for performance fees will be made each time the net asset value is calculated.

When shares are redeemed, the Management Company receives the portion of the performance fee corresponding to the shares redeemed.

In the event of under-performance, the performance fee provision will be reduced by reversing the provision. The reversal cannot be more than the provision.

The reference periods shall end with the last net asset value for the month of September.

This performance fee is payable annually after the last net asset value for the reference period is calculated.

The reference period is a minimum of one year. The first reference period shall run from the date of creation of the share to the end date of the first reference period, ensuring compliance with the minimum term of one year.

At the end of the reference period, if the performance of the share is lower than that of its benchmark index over the reference period, no fee will be payable and the reference period will be extended by one year. The reference period may be extended four times and may therefore be greater than or equal to 5 years, but strictly less than 6 years.

At the end of a reference period of five years or more,

in the event that the performance of the share is lower than that of its benchmark index, no fee will be payable. A new reference period shall be established, beginning at the end of the sub-period of the reference period at the end of which the greatest relative performance (greatest outperformance or least underperformance) is recorded. "Sub-periods" mean the sub-periods starting at the beginning of the reference period and ending at the end of each crystallisation date within the reference period.

if the performance of the share exceeds that of its benchmark index, a fee is payable. The reference period is renewed, and a new reference period shall begin at the end of the one that is ending.

At the end of reference period t:

- If the difference between the NAV of the share and its target NAV is positive, a performance fee will be implemented and charged. This NAV becomes the new reference NAV, and a new reference period shall begin at the end of this reference period.

- If the difference between the NAV of the sub-fund and its target NAV is negative, a performance fee will not be implemented or charged; and:

- if the share has a reference period of less than five years, it will be extended by one year. The reference NAV then remains unchanged.

-when the reference period is greater than or equal to 5 years: The cumulative outperformance at the end of each sub-period of the reference period is recorded. The sub-periods making up the reference period are the following: [t-5; t-4], [t-5; t-3], [t-5; t-2], [t-5; t-1], [t-5; t]. A new reference period shall be established, beginning at the end of the sub-period with the highest relative performance. The Reference NAV becomes equal to the NAV of the share at the end of that sub-period.

Calculation method

Amount of provision = MAX (0; NAV(t) – Target NAV (t)) x performance fee rate

NAV (t): net assets at the end of year t

Reference NAV: last net asset value of the previous reference period

Reference date: date of reference NAV

Target NAV (t) = Reference NAV x (benchmark index value on date t /benchmark index value on the reference date) adjusted for subscriptions, redemptions and dividends.

Examples:

The examples below are based on the assumption of zero subscriptions, redemptions and dividends.

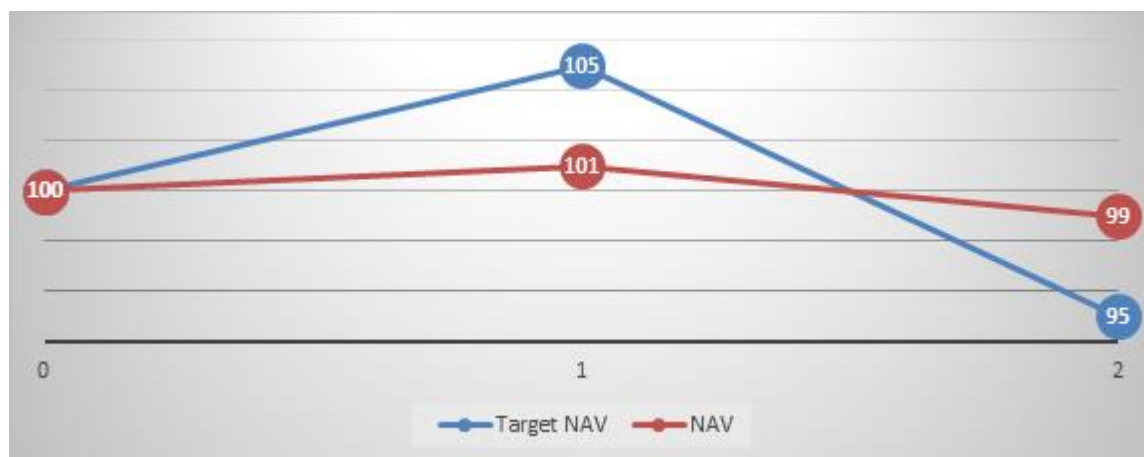
Example 1:

Period	0	1	2
Target NAV	100	105	95
NAV	100	101	99
Basis of calculation: NAV-Target NAV		-4	4

Period	Combined share performance *	Combined index performance *	Combined relative performance*	Share performance in previous year	Index performance in previous year	Relative performance in previous year	Charged fee**	Renewed period "R" / Extended period "E" or Deferred period "D"
0-1	1	5	-4	1	5	-4	No	E
0-2	-1	-5	4	-2	-10	8	Yes	R

*from start of reference period

** for outperformance



0-1 period: The NAV for the reference period is less than the Target NAV (101 versus 105, differential/relative performance from start of reference period -4). No performance fee is therefore charged and the initial one-year reference period is extended by an additional year. The reference NAV is unchanged.

0-2 period: The NAV for the reference period is higher than the Target NAV (99 versus 95, differential/relative performance from start of reference period of 4). Absolute performance from the start of the reference period is negative (end of reference period NAV: 99<NAV start of reference period:100). A performance fee is charged, its basis of calculation is equal to the combined relative performance since the start of the reference period (4). Its amount is equal to the basis of calculation multiplied by the performance fee rate. The reference period is renewed and a new reference NAV is set at 99.

Example 2:

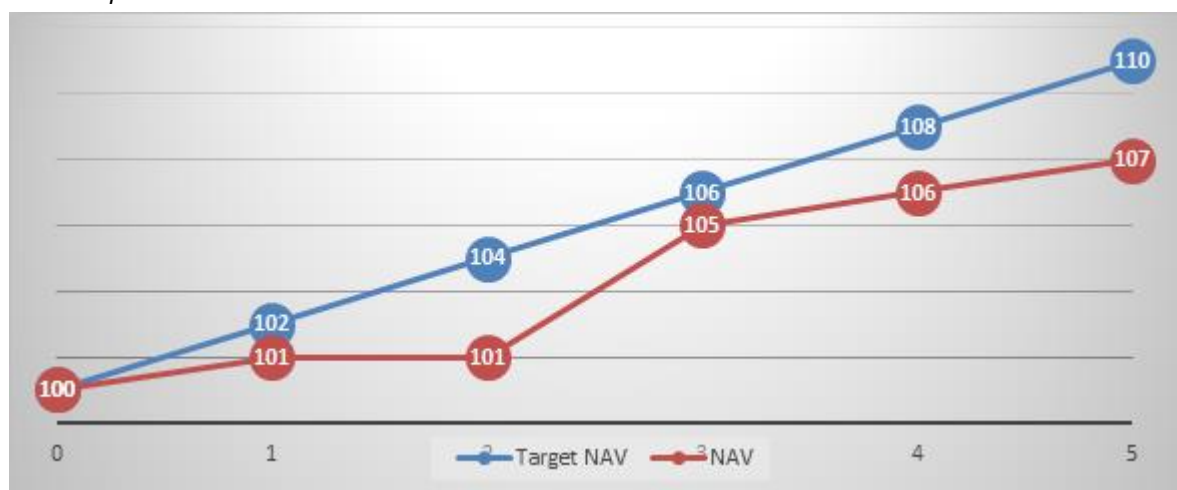
Period	0	1	2	3	4	5
Target NAV	100	102	104	106	108	110
NAV	100	101	101	105	106	107
Basis of calculation: NAV-Target NAV		-1	-3	-1	-2	-3

Period	Combined share performance *	Combined index performance *	Combined relative performance*	Share performance in previous year	Index performance in previous year	Relative performance in previous year	Application of a fee	Renewed period "R" / Extended period "E" or period "D"
--------	------------------------------	------------------------------	--------------------------------	------------------------------------	------------------------------------	---------------------------------------	----------------------	--

								Deferred period "D"
0-1	1	2	-1	1	2	-1	No	E
0-2	1	4	-3	0	2	-2	No	E
0-3	5	6	-1	4	2	2	No	E
0-4	6	8	-2	1	2	-1	No	E
0-5	7	10	-3	1	2	-1	No	D

*from start of reference period

** for outperformance



0-1 and 0-2 periods: The absolute performance generated over the period is positive (NAV>reference NAV) but the relative performance is negative (NAV<Target NAV). No performance fee is charged. The reference period is extended by one year at the end of the first year and by an additional year at the end of the second year. The reference NAV is unchanged.

0-3 period: The absolute performance generated over the period is positive (5) and the relative performance generated over the year is positive (4), but the cumulative relative performance since the start of the reference period (0-3) is negative (-1). Therefore, no performance fee is charged. The reference period is extended by an additional year. The reference NAV is unchanged.

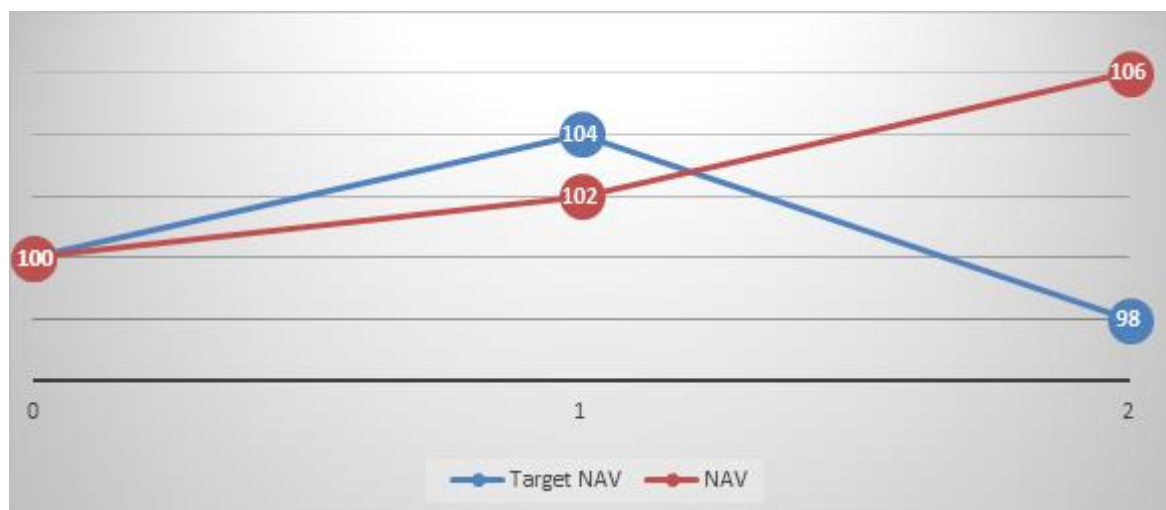
0-4 period: Negative relative performance over the period, no performance fee, the reference period is extended again by an additional year for the fourth and last time. The reference NAV is unchanged.

0-5 period: Relative performance over a negative period, no performance fee is charged. The reference period has reached its maximum duration of five years and therefore cannot be extended. A new reference period is established, beginning at the end of year 3, with the year-end NAV of year 3 as the reference NAV (105: year-end NAV over the current reference period having the highest combined relative performance, in this case of -1).

Example 3:

Period	0	1	2
Target NAV	100	104	98
NAV	100	102	106
Basis of Calculation: NAV-Target NAV		-2	8

Period	Combined share performance*	Combined index performance*	Combined relative performance*	Share performance in previous year	Index performance in previous year	Relative performance in previous year	Application of a fee	Renewed period "R" / Extended period "E" or Deferred period "D"
0-1	2	4	-2	2	4	-2	No	E
0-2	6	-2	8	4	-6	10	Yes	R



0–1 period: Positive absolute performance but underperformance of -2 (102–104) over the reference period. No performance fee is charged. The reference period is extended by one year. The reference NAV is unchanged.

0–2 period: Positive absolute performance and outperformance of 8 (106–98). A performance fee is therefore charged with a basis of calculation of 8. The reference period is renewed, a new reference NAV is set at 106.

Example 4:

Period	0	1	2	3	4	5	6
Target NAV	100	108	110	118	115	110	111
NAV	100	104	105	117	103	106	114
Reference NAV	100	100	100	100	100	100	117
Basis of Calculation: NAV-Target NAV		-4	-5	-1	-12	-4	3

Period	Combined share performance *	Combined index performance *	Combined relative performance *	Share performance in previous year	Index performance in previous year	Relative performance in previous year	Application of a fee	Renewed period "R" / Extended period "E" or Deferred period "D"	Change in reference NAV
0–1	4	8	-4	4	8	-4	No	E	No
0–2	5	10	-5	1	2	-1	No	E	No
0–3	17	18	-1	11	7	4	No	E	No
0–4	3	15	-12	-12	-3	-9	No	E	No
0–5	6	10	-4	3	-4	7	No	D	Yes
3–6	-3	-5	3***	8	2	6	Yes	R	Yes

*from start of reference period

** for outperformance

*** rounded

0–1 period: The performance of the share is positive (4) but lower than that of the benchmark index (8) over the reference period. No performance fee is payable. The reference period is extended by one year. The reference NAV remains unchanged (100).

0–2 period: The performance of the share is positive (5) but lower than that of the benchmark index (10) over the reference period. Therefore, no performance fee is payable. The reference period is extended by one year. The reference NAV remains unchanged (100).

0–3 period: The performance of the share is positive (17) but lower than that of the benchmark index (18) over the reference period. Therefore, no performance fee is payable. The reference period is extended by one year. The reference NAV remains unchanged (100).

0–4 period: The performance of the share is positive (3) but lower than that of the benchmark index (15) over the reference period. Therefore, no performance fee is payable. The reference period is extended by one year. The reference NAV remains unchanged (100).

0–5 period: The performance of the share is positive (6) but lower than that of the benchmark index (10) over the reference period. Therefore, no performance fee is payable. The reference period has reached its maximum duration of five years and therefore cannot be extended. A new reference period shall be established, beginning at the end of year 3, with the year-end NAV of year 3 as the reference NAV (117: year-end NAV over the current reference period having the highest combined relative performance, in this case of -1).

3–6 period: The performance of the share is negative (-3) but higher than that of the benchmark index (-5). A performance fee is therefore charged, with the basis of calculation being the combined relative performance since the beginning of the period, i.e. NAV (114)-Target NAV (111): 3. The reference NAV becomes the NAV at the end of the period (114). The reference period is renewed.

Fees linked to equity research as defined by Article 314-21 of the AMF General Regulation are charged to the Sub-fund.

Any retrocession of management fees for the underlying UCIs and investment funds collected by the Sub-fund EdR SICAV - Equity US Solve will be repaid to the Sub-fund. The rate of management fees applicable to the underlying UCIs and investment funds will be valued by taking into account any retrocessions collected by the Sub-fund.

In the exceptional case that a sub-custodian applies an unanticipated transaction fee not set out in the terms and conditions above, with regard to a specific transaction, a description of the transaction and the transaction fees charged will be specified in the management report of the SICAV.

Shareholders can find out more information in the SICAV's annual report.

Procedure for selecting intermediaries:

In accordance with the AMF General Regulation, the Management Company has established a Best Selection/Best Execution policy for intermediaries and counterparties.

The purpose of this policy is to select, according to various predetermined criteria, the brokers and intermediaries whose execution policy will achieve the best possible results when executing orders. The Edmond de Rothschild Asset Management (France) Policy is available on its website: www.edram.fr.

Calculation and allocation of the proceeds resulting from temporary purchases and sales of securities and any equivalent transaction under foreign law:

Repurchase agreements are conducted through Edmond de Rothschild (France) according to the prevailing market conditions at the time of the transaction.

The operating costs and expenses linked to these transactions are borne by the Sub-fund. Income generated by these transactions is paid in full to the Sub-fund.

Calculation and allocation of the proceeds resulting from total return swaps (TRS) and any equivalent transaction under foreign law:

The operating costs and expenses linked to these transactions are borne by the Sub-fund. Income generated by these transactions is paid in full to the Sub-fund.

EdR SICAV – Global Opportunities

➤ **Date created**

The Sub-fund was approved by the French financial markets authority (Autorité des Marchés Financiers – AMF) on 26 July 2019.

The Sub-fund was created on 12 September 2019, through the absorption of the C unit of the following fund:

- CA EdRAM Opportunities, created on 11 January 2008

➤ **ISIN code**

A EUR share:	FR0013281938
A CHF (H) shares:	FR0013429230
A USD (H) share:	FR0013429248
B EUR shares:	FR0013464260
CR EUR shares:	FR0013464211
CRD EUR shares:	FR0013464237
I EUR shares:	FR0013429255
I CHF (H) shares:	FR0013429263
I USD (H) shares:	FR0013429271
J EUR shares:	FR0013429289
K EUR shares:	FR0013464252

➤ **Specific tax system:**

None.

➤ **Delegation of financial management**

Edmond de Rothschild Asset Management (France) delegates part of the financial management of the SICAV to: Edmond de Rothschild (Suisse) S.A.

This delegation of financial management focuses on currency hedging for the shares hedged.

➤ **Exposure to other foreign UCITS, AIFs or investment funds:**

Up to 10% of its net assets.

➤ **Management objective**

The Sub-fund aims to deliver performance greater than that of its benchmark index, over a recommended investment horizon of more than five years, via the discretionary and opportunistic management of a diversified portfolio across multiple asset classes (including equities, interest rates and currencies), with no restriction as to sector or geographic region. The management objective differs in that it takes the base currency of the subscribed share class into account:

- For the A EUR, B EUR, CR EUR, CRD EUR, I EUR, J EUR and K EUR classes: the management objective is to obtain, over the recommended investment horizon, an annual net performance greater than the €STR plus 3%.
- For the A CHF (H) and I CHF (H) classes: the management objective is to obtain, over the recommended investment horizon, an annual net performance greater than the capitalised SARON plus 3%.
- For the A USD (H) and I USD (H) classes: the management objective is to obtain, over the recommended investment horizon, an annual net performance greater than the capitalised Federal Funds Effective Rate plus 3%.

The Sub-fund is actively managed, which means that the Manager makes investment decisions with the aim of achieving the Sub-fund's objective and investment policy. This active management includes taking decisions related to asset selection, regional allocation, sectoral views and overall market exposure. The Manager is in no way limited by the composition of the benchmark index in the positioning of the portfolio, and the Sub-fund may not hold all the components of the benchmark index or indeed any of the components in question. The Sub-fund may diverge wholly or significantly from the benchmark index or, occasionally, very little.

➤ **Benchmark index**

The benchmark index to which the performance of A EUR, B EUR, CR EUR, CRD EUR, I EUR, J EUR and K EUR shares may be compared is the capitalised €STR plus 3%. The €STR (Euro Short-Term Rate) is an interest rate calculated and administered by the European Central Bank, which reflects the price in euros of the overnight borrowing costs of a sample of banks located in the eurozone.

All information on the €STR (Euro Short-Term Rate) index is available on the website of the European Central Bank (ECB): <https://www.ecb.europa.eu/>. The administrator of the €STR benchmark index, the European Central Bank, falls within the scope of exemption provided for under Article 2.2 of the BMR. As such, the ECB is not required to obtain authorisation or to be included in the register of administrators and benchmark indices held by ESMA.

The benchmark index to which the performance of A USD (H) and I USD (H) shares may be compared is the capitalised Federal Funds Effective Rate + 3%. The Federal Funds Effective Rate corresponds to the average overnight rate for the dollar zone. It is calculated by the Federal Reserve and represents the risk-free rate for the dollar zone. At the date of the latest update of this prospectus, the Federal Funds Effective Rate benchmark index, administered by the Federal Reserve (website: <https://www.federalreserve.gov/>), fell within the scope of exemption provided for under Article 2.2 of the Benchmark Regulation (as a benchmark of a central bank) and, as such, was not included in the ESMA Register.

The benchmark index to which the performance of A CHF (H) and I CHF (H) shares may be compared is the capitalised SARON + 3%.

SIX Financial Information AG (website: <https://www.six-group.com/financial-information/en/home.html#country=se>), the administrator of the capitalised SARON benchmark index, is included in the register of administrators and benchmark indices held by ESMA.

As the sub-fund is not index-linked, its performance may differ significantly from that of the benchmarks, which only serve as a basis for comparison.

The rates and indices used are annualised. The calculation of the performance of these indicators includes coupons.

In accordance with Regulation (EU) 2016/1011 of the European Parliament and of the Council of 8 June 2016, the Management Company has a procedure in place for monitoring the benchmark indices used, which sets out the action to be taken in the event that an index materially changes or ceases to be provided.

➤ **Investment strategy**

Strategies used

The Management Company uses a discretionary and opportunistic management style. The assets of the Sub-fund will be invested in equities and debt securities either directly or, on an ancillary basis, via the holding of units or shares of French or European UCITS or French AIFs, including index-linked funds, with no restriction as to sector, geographic region or allocation between the various asset classes. Convictions may also be reflected in the use of derivative instruments for the purposes of exposure, hedging or arbitrage. (Arbitrage strategies seek to exploit differences in the valuations and/or divergences between the fundamentals and positioning of various market segments on the equity, interest rate, credit and foreign exchange markets. These strategies are used to reduce the Fund's correlation with the various asset classes, thereby decreasing dependence on purely directional strategies.) The portfolio's overall exposure to the various asset classes, including the use of derivatives, will be carried out within the limits set for absolute VaR using the Value-at-Risk calculation method.

The allocation of assets will be determined according to:

A top-down approach: This is, first and foremost, based on a macroeconomic analysis of the various asset classes, market segments, sectors or countries explored within the context of the portfolio allocation. It leads to the determination of market scenarios created on the basis of the management team's expectations. No constraints will be predetermined, thus allowing the management team to implement strategies that reflect its convictions.

This is complemented by a stock-picking process (bottom-up approach).

Bottom-up approach: The aim of this approach is to identify those instruments and/or issuers within a particular asset class, market segment, sector or country that provide better relative value than others and are therefore the most attractive according to the Management Company's internal criteria. The method used to select instruments and/or issues is based on a fundamental analysis and valuation of each issuer, adapted to the specific features of their investment universe.

Furthermore, the securities selection process also includes negative screening to exclude companies that contribute to the production of controversial weapons in compliance with international conventions in this area as well as companies that are exposed to activities related to thermal coal, unconventional fossil fuels or tobacco in accordance with the exclusion policy of Edmond de Rothschild Asset Management (France), which is available on its website. This negative screening helps mitigate sustainability risk.

The Sub-fund does not include any other environmental or social characteristics in its investment selection process and sustainable investment is not its objective (as provided for under Articles 8 or 9 of Regulation (EU) 2019/2088, known as the “Disclosure Regulation” or “SFDR”).

The Investment Manager does not take into account the negative impact of investment decisions on the sustainability factors of this product because the investments underlying this financial product do not take into account the environmental criteria of the European Union in terms of sustainable economic activities, in accordance with the Taxonomy Regulation.

As at the date of this prospectus, the underlying funds of the Sub-fund classified under Article 6 of the SFDR do not take into account the European Union criteria relating to environmentally sustainable economic activities, in accordance with the Taxonomy Regulation.

Assets used

Equities:

In the context of its management objective, the Sub-fund may invest up to 100% directly in equities without restriction as regards geographic area or capitalisation. The selection of securities will give priority to investment policies focused on equities whose price growth projections exceed the market average. The geographic allocation will be made between various international stock exchanges, including emerging markets. In addition, certain specific themes arising from economic and company analyses will be pursued, resulting in over- or under-exposure to certain sectors and distribution in terms of company size.

Thus, exposure to equities will be between 0% and 100%.

Debt securities and money market instruments:

In the context of its management objective, the Sub-fund may invest up to 100% of its assets directly in debt securities and money market instruments. These securities will be selected with no rating constraints: they may belong to the “investment grade” category (i.e. for which the risk of issuer default is lowest) or the “high yield” category (speculative securities for which the risk of issuer default is higher), including unrated securities.

The selection of securities is not based automatically and exclusively on the rating criterion. It is mainly based on an internal analysis. Prior to each investment decision, the Management Company analyses each security on criteria other than its rating. In the event that an issuer in the “high yield” category has their rating downgraded, the Management Company must conduct a detailed analysis in order to decide whether to sell or retain the security, so as to maintain the rating objective.

The Sub-fund’s sensitivity to interest rates may fluctuate between -10 and +10.

The Sub-fund may purchase units in EMTNs (Euro Medium Term Notes) or indexed bonds.

Shares or units of foreign UCITS, AIFs or investment funds:

The Sub-fund may invest up to 10% of its assets in units or shares of French or foreign UCITS or French AIFs, particularly equity, investment-grade bonds, high-yield bonds (i.e. speculative in nature), money-market or dynamic bonds. Within this 10% limit, the Sub-fund may also invest in shares or units of foreign AIFs and/or foreign investment funds that meet the regulatory eligibility criteria.

These UCIs and investment funds may be managed by the Management Company or by an affiliated company.

Currencies:

The Sub-fund may invest up to 100% of its net assets in currencies other than the euro.

Derivatives:

The use of financial contracts is provided for as part of a hedging, exposure and/or overexposure strategy on the equity, interest rate, currency and index markets, and/or for some of their parameters or components (volatility, prices, sectors, etc.).

Accordingly, the strategy for the use of derivatives will be implemented for the purposes of:

- Hedging the portfolio against certain risks or exposing it to certain risks/asset classes;
- Building synthetic exposure to assets, risks and/or parameters or components of these asset classes and risks;
- Increasing exposure to a given market;
- Establishing arbitrage strategies designed to exploit differences in valuations between instruments, asset classes, market segments, sectors and countries.

Specifically, the manager will trade in:

- forward contracts, forward foreign exchange contracts or currency swaps, in order to hedge exposure to currency risk or for the purpose of exposure or arbitrage.
- futures or options contracts and equity swaps traded on organised or regulated markets, in order to increase or decrease exposure to equity and interest rate markets.
- interest rate swaps and options on interest rate swaps to increase or decrease exposure to interest rate risk.
- credit default swaps on a single benchmark entity or on indices (iTraxx or CDX) and index-linked CDS options to increase or decrease exposure to credit risk.

In addition, the Sub-fund may use over-the-counter forward foreign exchange contracts in the form of total return swaps (TRS) on shares, bonds, bond indices and/or bond baskets up to a limit of 50% of its net assets for the purpose of hedging or exposure. The expected proportion of assets under management that will be subject to such contracts is 15%.

The counterparties to the transactions of these contracts are first-rate financial institutions domiciled in OECD countries that have a minimum rating of Investment Grade (rating greater than or equal to BBB- by Standard & Poor's or equivalent, or a rating deemed equivalent by the Management Company).

These counterparties do not have any influence over the composition or management of the Sub-fund's portfolio.

The Sub-fund may have a maximum net leverage ratio of 10.

The maximum commitment under such transactions shall meet the limits set for absolute VaR using the Value-at-Risk calculation method, capped by regulations at 20% of the assets with a threshold of 99% over 20 business days.

The Sub-fund may invest in any type of financial contract traded on international regulated, organised or over-the-counter markets.

Embedded derivatives:

To achieve its management objective, the sub-fund may also invest in financial instruments containing embedded derivatives. The Sub-fund may invest:

- in callable or puttable bonds up to a limit of 100% of its net assets;
- in warrants up to a limit of 100% of its net assets;
- in subscription warrants up to a limit of 100% of its net assets;

Deposits:

None

Cash borrowings:

For cash management purposes, the Sub-fund may occasionally borrow cash up to 10% of the value of its net assets.

Temporary purchases and sales of securities:

In order to achieve efficient portfolio management and without deviating from its investment objectives, the Sub-fund may make temporary purchases of securities involving eligible financial securities or money-market instruments, up to 10% of its net assets. More precisely, these transactions will consist of repurchase agreements on interest-rate or debt securities of eurozone countries and will be carried out for the purposes of cash management and/or the optimisation of the Sub-fund's income.

The expected proportion of assets under management which will be the subject of such transactions will be 10% of the net assets.

The counterparties to these transactions are first-rate financial institutions domiciled in OECD countries that have a minimum rating of investment grade (rating greater than or equal to BBB- according to Standard & Poor's or equivalent, or a rating deemed equivalent by the Management Company).

These counterparties do not have any influence over the composition or management of the Sub-fund's portfolio.

In order to limit significantly the total counterparty risk of instruments traded over the counter, the Management Company may receive cash collateral which will be deposited with the custodian and will not be reinvested.

Further information on the remuneration for temporary sales and purchases of securities is provided in the "Charges and fees" section.

➤ **Investments between Sub-funds**

The Sub-fund may invest up to 10% of its net assets in a sub-fund of the Edmond de Rothschild Fund SICAV.

The overall investment in other Sub-funds of the SICAV is limited to 10% of its net assets.

➤ **Risk profile:**

Your money will be invested primarily in financial instruments selected by the Management Company. These instruments will be subject to market trends and fluctuations.

The risk factors described below are not exhaustive. It is the responsibility of each investor to analyse the risk associated with such an investment and to form their own opinion independently of the Edmond de Rothschild Group, by obtaining as much specialist advice on such matters as is necessary to ensure that this investment is appropriate for their financial and legal position and investment horizon.

Risk of capital loss:

The Sub-fund does not guarantee or protect the capital invested, so investors may not recover the full amount of the capital they initially invested, even if they retain the shares for the duration of the recommended investment period.

Discretionary management risk:

The discretionary management style is based on anticipating trends in the various markets (equities, bonds, money market, commodities and currencies). However, there is a risk that the sub-fund may not be invested in the best-performing markets at all times. The Sub-fund's performance may therefore be lower than the investment objective, and a drop in its net asset value may lead to negative performance.

Credit risk:

The main risk linked to debt securities and/or money market instruments such as treasury bills (BTFs and BTANs) or short-term negotiable securities is that of issuer default, due either to the non-payment of interest and/or the non-repayment of capital. Credit risk is also associated with the downgrading of an issuer. Shareholders are reminded that the net asset value of the Sub-fund is likely to fall if a total loss is recorded on a financial instrument following default by an issuer. The inclusion of debt securities in the portfolio, whether directly or through UCIs, exposes the Sub-fund to the effects of variations in credit quality.

Credit risk linked to investment in speculative securities:

The Sub-fund may invest in issues from companies rated as non-investment grade by a rating agency (rating below BBB- according to Standard & Poor's or equivalent) or those with an equivalent internal rating assigned by the Management Company. These issues are known as speculative securities and present a higher risk of issuer default. This sub-fund should therefore be considered partly speculative and as being aimed specifically at investors who are aware of the risks inherent in investing in such securities. As a result, the use of high-yield securities (speculative securities with a higher risk of issuer default) may incur a greater risk of a fall in the net asset value.

Interest rate risk:

The exposure to interest rate products (debt securities and money market instruments) makes the sub-fund sensitive to interest rate fluctuations. Interest rate risk might result in a fall in the value of the security and thus the net asset value of the Sub-fund in the event of a change in the yield curve.

Risk associated with investing in emerging markets:

The sub-fund may be exposed to emerging markets. In addition to the individual risks of each issuing company, there are also external risks, particularly in these markets. Furthermore, investors are reminded that the operating and oversight conditions in these markets may differ from the standards that prevail on major international exchanges. Consequently, the holding of such securities may increase the portfolio's risk profile. A fall in the market may thus be more pronounced and rapid than in developed countries, the net asset value may fall further and more rapidly, and finally, the companies held in the portfolio may have governments as shareholders.

Currency risk:

The capital may be exposed to currency risk when its constituent securities or investments are denominated in a different currency from that of the Sub-fund. Currency risk is the risk of a fall in the exchange rate of the base currency of financial instruments in the portfolio against the Sub-fund's base currency, the euro, which may lead to a fall in the net asset value.

Equity risk:

The value of a share may vary as a result of factors related to the issuing entity but also as a result of external, political or economic factors. Fluctuations in the equity and convertible bond markets, whose performance is in part correlated with that of the underlying equities, may lead to substantial variations in the net assets, which could have a negative impact on the performance of the sub-fund's net asset value.

Risk associated with small and mid-caps:

Securities of small and mid-cap companies may be significantly less liquid and more volatile than those of large cap companies. As a result, the Sub-fund's net asset value may fluctuate significantly and more rapidly.

Risk associated with financial and counterparty contract commitments:

The use of financial contracts may entail the risk of a sharper, more abrupt fall in the net asset value than in the markets in which the sub-fund invests. Counterparty risk results from this sub-fund's use of financial contracts traded on over-the-counter markets and/or of temporary purchases and sales of securities. Such transactions potentially expose the sub-fund to the risk of one of its counterparties defaulting and to a possible decrease in its net asset value.

Liquidity risk:

The markets in which the Sub-fund trades may occasionally be affected by a lack of liquidity. These market conditions may affect the prices at which the Sub-fund may have to liquidate, initiate or modify positions.

Risk linked to derivatives:

The Sub-fund may invest in forward financial instruments (derivatives).

The use of financial contracts may entail the risk of a sharper, more abrupt fall in the net asset value than in the markets in which the sub-fund invests.

Risks associated with temporary purchases and sales of securities and with total return swaps (TRS):

The use of securities financing transactions and total return swaps, as well as the management of their collateral, may involve certain specific risks such as operational risks or custody risk. These transactions may therefore have a negative effect on the net asset value of the Sub-fund.

Legal risk:

This is the risk that inadequately drafted contracts are concluded with counterparties for temporary purchases and sales of securities and for total return swaps.

Sustainability risk:

Means an environmental, social or governance event or condition that, if it occurs, could cause a significant negative, material or potential, impact on the value of the investment.

➤ **Guarantee or capital protection:**

None

➤ **Target subscribers and typical investor profile:**

A EUR, A CHF (H), A USD (H), B EUR shares: All investors.

CR EUR, CRD EUR shares: All subscribers; these shares may be marketed to retail investors (non-professional or professional) exclusively in the following cases:

- Subscription as part of independent advice provided by a financial advisor or regulated financial entity,
- Subscription as part of non-independent advice, with a specific agreement that does not authorise them to receive or retain trailer fees,
- Subscription by a financial entity regulated on behalf of its client as part of a management mandate.

In addition to the management fees charged by the Management Company, each financial advisor or regulated financial entity may be liable to pay the management or advisory fees incurred by each investor. The Management Company is not party to such agreements.

Shares are not registered for marketing in all countries. They are therefore not open to subscription for retail investors in all jurisdictions.

J EUR, I EUR, I CHF (H), I USD (H), K EUR shares: Legal entities and institutional investors dealing on their own behalf or on behalf of third parties.

This Sub-fund is aimed at investors wishing to achieve greater returns from their portfolios through a diversified medium that can evolve both on equity markets and on international interest rate markets.

The shares of this Sub-fund are not and will not be registered in the United States under the US Securities Act of 1933, as amended (“Securities Act 1933”), or under any other law of the United States. These units must not be offered, sold, or transferred to the United States (including its territories and possessions) or benefit, directly or indirectly, any US Person (as defined by Regulation S of the Securities Act 1933).

The Sub-fund may either subscribe to units or shares of target funds likely to participate in initial public offerings for US securities (“US IPOs”) or directly participate in US initial public offerings (“US IPOs”). The Financial Industry Regulatory Authority (FINRA), in accordance with rules 5130 and 5131 of FINRA (the “Rules”), has decreed prohibitions regarding the eligibility of certain persons to participate in the allocation of US IPOs when the effective beneficiary(-ies) of such accounts are professionals in the financial services sector (including, among others, an owner or employee of a member of FINRA or a fund manager) (a “Restricted Person”) or an executive officer or director of a US or non-US company that may be in a business relationship with a member of FINRA (an “Associated Person”). The Sub-fund may not be offered or sold for the benefit or on behalf of a “US Person” as defined by “Regulation S” nor to investors considered as Restricted Persons or Associated Persons in relation to the FINRA Rules. Investors should consult their legal advisor if there are any doubts about their legal status.

The appropriate amount to invest in this sub-fund depends on your personal situation. To determine that amount, investors are advised to seek professional advice in order to diversify their investments and determine the proportion of their financial portfolio or assets to be invested in this Sub-fund, specifically in view of the recommended investment period and exposure to the aforementioned risks, and their personal wealth, requirements and specific objectives. In any event, unitholders must diversify their portfolio sufficiently to avoid being exposed solely to the risks of this sub-fund.

Minimum recommended investment period: > 5 years.

➤ **Procedures for determining and allocating distributable income:**

<i>Distributable income</i>	<i>“A EUR”, “A CHF (H)”, “A USD (H)”, “CR EUR”, “I EUR”, “I CHF (H)” and “I USD (H)”, “K EUR” shares</i>	<i>“B EUR”, “CRD EUR”, “J EUR” shares</i>
Allocation of net income	Accumulation	Distribution
Allocation of net realised gains or losses	Accumulation	Accumulation (in full or in part) or Distribution (in full or in part) or Carried forward (in full or in part), at the discretion of the Management Company

Where distribution shares are concerned, the Sub-fund’s Management Company may decide to distribute one or more interim dividends on the basis of the financial positions certified by the Statutory Auditor.

➤ **Distribution frequency:**

Accumulation shares: not applicable

Distribution shares: annual with the possibility of interim dividends. The payment of distributable income takes place within a period of no more than five months following the end of the financial year and within one month for interim dividends following the date of the position certified by the auditor.

➤ **Share characteristics:**

The Sub-fund has 11 share classes: “A EUR”, “A CHF (H)”, “A USD (H)”, “B EUR”, “CR EUR”, “CRD EUR”, “I EUR”, “I CHF (H)”, “I USD (H)”, “J EUR” and “K EUR” shares.

The A EUR share is denominated in Euros and expressed in shares or thousandths of a share.

The A CHF (H) share is denominated in Swiss francs and expressed in shares or thousandths of a share.

The A USD (H) share is denominated in US Dollars and expressed in shares or thousandths of a share.

The B EUR share is denominated in Euros and expressed in shares or thousandths of a share.

The CR EUR share is denominated in Euros and expressed in shares or thousandths of a share.

The CRD EUR share is denominated in Euros and expressed in shares or thousandths of a share.

The I EUR share is denominated in Euros and expressed in shares or thousandths of a share.

The I CHF (H) share is denominated in Swiss francs and expressed in shares or thousandths of a share.

The I USD (H) share is denominated in US Dollars and expressed in shares or thousandths of a share.

The J EUR share is denominated in Euros and expressed in shares or thousandths of a share.

The K EUR share is denominated in Euros and expressed in shares or thousandths of a share.

➤ **Subscription and redemption procedures:**

Date and frequency of net asset value calculation:

Daily, with the exception of public holidays and days on which the French markets are closed (according to the official Euronext Paris S.A. calendar).

Initial net asset value:

A EUR shares:	€97.55
A CHF (H) shares:	CHF 100
A USD (H) share:	USD 100
B EUR shares:	€100
CR EUR shares:	€100
CRD EUR shares:	€100

I EUR shares:	€100
I CHF (H) shares:	CHF 100
I USD (H) shares:	USD 100
J EUR shares:	€100
K EUR shares:	€100

Minimum initial subscription:

A EUR shares:	1 Share
A CHF (H) shares:	1 share
A USD (H) share:	1 share
B EUR shares:	1 Share
CR EUR shares:	1 Share
CRD EUR shares:	1 Share
I EUR shares:	€500,000
I CHF (H) share:	CHF 500,000
I USD (H) shares:	USD 500,000
J EUR shares:	€500,000
K EUR shares:	€500,000

Minimum subsequent subscription amount:

A EUR shares:	1 thousandth of a share
A CHF (H) share:	1 thousandth of a share
A USD (H) share:	1 thousandth of a share
B EUR shares:	1 thousandth of a share
CR EUR shares:	1 thousandth of a share
CRD EUR shares:	1 thousandth of a share
I EUR shares:	1 thousandth of a share
I CHF (H) shares:	1 thousandth of a share
I USD (H) share:	1 thousandth of a share
J EUR shares:	1 thousandth of a share
K EUR shares:	1 thousandth of a share

Subscription and redemption procedures:

Orders are executed in accordance with the table below.

Subscription and redemption conditions are expressed in business days.

D is the net asset value calculation day:

Clearing of subscription orders	Clearing of redemption orders	Date of order execution	Publication of the net asset value	Settlement of subscriptions	Settlement of redemptions
D before 12:30 p.m.	D before 12:30 p.m.	D	D+1	D+3	D+3*

In the event of the dissolution of the Fund, redemptions will be settled within a maximum of five business days

The Management Company has implemented a method of adjusting the Sub-fund's net asset value known as Swing Pricing. This mechanism is described in Section VII of the prospectus: "Asset valuation rules".

Redemption gates:

The Management Company may introduce redemption gates, which, in exceptional circumstances and provided they are in the interests of shareholders or the general public, enable redemption requests to be spread across several NAV (net asset value) dates once they exceed a given threshold.

Description of the method:

Once an objectively predetermined threshold of redemptions is reached on a particular NAV date, the Management Company may decide not to carry out all redemption requests on that NAV date. To establish this threshold, the Management Company takes into account the frequency of NAV calculation for the Sub-fund, the Sub-fund's management strategy and the liquidity of the assets in its portfolio.

The Management Company may apply redemption gates to the Sub-fund when the threshold of 5% of the net assets is reached. As the Sub-fund has multiple share classes, the trigger threshold will be the same for all of its share classes. This threshold of 5% takes into account cleared redemptions across all of the Sub-fund's assets, rather than being applied by share class.

The trigger threshold for the gates is based on the relationship between:

- the difference, on any given clearing date, between the total value of the redemptions and the total value of the subscriptions; and
- net assets of the Sub-fund.

When redemption requests exceed the trigger threshold of the redemption gates, the Sub-fund may nevertheless decide to honour redemption requests made beyond the predetermined threshold, by partially or fully executing the orders that could have been blocked.

For example, if the total volume of share redemption requests is 10% of the Sub-fund's net assets while the trigger threshold is set at 5% of the net assets, the SICAV may decide to honour redemption requests for up to 8% of the net assets, executing 80% of the redemption requests instead of the 50% it would execute if the 5% threshold was strictly applied.

Redemption gates may only be applied on a maximum of 20 NAV dates over 3 months.

Notifying shareholders:

When redemption gates are applied, shareholders of the Sub-fund will be notified by any means via the website <https://funds.edram.com>.

Shareholders of the Sub-fund whose redemption orders will not be executed will be informed individually as soon as possible.

Processing unexecuted orders:

While redemption gates are in operation, redemption orders will be executed in the same proportions for shareholders of the Sub-fund who have made a redemption request on a given NAV date.

The unexecuted part of the redemption order will not be given priority over subsequent redemption requests. Unexecuted parts of redemption orders are automatically postponed and may not be revoked by shareholders of the Sub-fund.

Exemption from redemption gates:

Subscription and redemption transactions on the same NAV date, for the same number of shares and by a single shareholder or beneficial owner (transactions known as "round trips") are exempt from redemption gates. This exemption also applies to switches from one share class to another share class, on the same NAV date, for the same value and by a single shareholder or beneficial owner.

Subscriptions and redemptions of A EUR, A CHF (H), A USD (H), B EUR, CR EUR, CRD EUR, I CHF (H), I USD (H), J EUR, and K (EUR) shares are executed in amounts or in shares or thousandths of a share.

A switch from one share class to another share class within this Sub-fund or another Sub-fund of the SICAV is treated as a redemption transaction followed by a new subscription. Consequently, the tax system applicable to each subscriber depends on the tax provisions applicable to the subscriber's individual situation and/or the investment jurisdiction of the SICAV. In case of uncertainty, subscribers should contact their adviser to obtain information about the tax regime applicable to them.

Unitholders are advised that orders sent to institutions responsible for receiving subscription and redemption orders must take into account the deadline for centralising orders that is applied to the transfer agent, Edmond de Rothschild (France). Consequently, the other institutions named may apply their own earlier deadline, in order to take into account transfer times to Edmond de Rothschild (France).

Place and means of publication of NAV:

The Sub-fund's net asset value can be obtained from the Management Company: Edmond de Rothschild Asset Management (France) – 47 rue du Faubourg Saint-Honoré – 75401 – Paris Cedex 08, France

➤ **Charges and fees:**

Subscription and redemption fees:

Subscription and redemption fees increase the subscription price paid by the investor or reduce the redemption price. The fees payable to the sub-fund serve to offset the charges incurred by the sub-fund when investing and divesting investors' monies. Fees which are not paid to the UCITS are paid to the Management Company, promoter, etc.

Fees payable by the investor on subscriptions and redemptions	Basis	Rate scale
Subscription fee not payable to the EdR SICAV – Global Opportunities Sub-fund	Net asset value x Number of shares	All classes of shares: maximum 4.50%
Subscription fee payable to the EdR SICAV – Global Opportunities Sub-fund	Net asset value x Number of shares	All classes of shares: None
Redemption fee not payable to the EdR SICAV – Global Opportunities Sub-fund	Net asset value x Number of shares	All classes of shares: None
Redemption fee payable to the EdR SICAV – Global Opportunities Sub-fund	Net asset value x Number of shares	All classes of shares: None

Operating and management fees:

These charges cover all costs charged directly to the sub-fund, with the exception of transaction charges. Transaction charges include intermediary charges (brokerage fees, local taxes, etc.) as well as any transaction fees, if applicable, that may be charged by the Custodian and the Management Company, in particular.

The following fees may be charged in addition to the operating and management fees:

- Performance fee
- Transaction fees charged to the Sub-fund
- Fees linked to temporary purchases and sales of securities, if applicable.

The Management Company is required to pay a share of the UCI's financial management fees as remuneration to intermediaries such as investment companies, insurance companies, management companies, marketing intermediaries, distributors or distribution platforms who have signed an agreement on distributing, investing UCI equities or forming relationships with other investors. This remuneration is variable, and depends on the business relationship with the intermediary and on the improvement in the quality of services provided to the client, which can be justified by the recipient of this remuneration. This remuneration may be fixed or calculated based on the net assets subscribed as a result of the intermediary's actions. The intermediary may or may not be a member of the Edmond de Rothschild group. In accordance with the applicable regulations, each intermediary will provide the customer with any useful information on costs and fees, as well as their remuneration.

For more details regarding ongoing charges invoiced to the investor, please refer to the Key Information Documents (KIDs).

Fees charged to the SICAV	Basis	Rate scale
Financial management fees	Net assets of the sub-fund	A EUR shares: Maximum 1.45% incl. taxes
		A CHF (H) shares: Maximum 1.45% incl. taxes
		A USD (H) share: Maximum 1.45% incl. taxes
		B EUR shares: Maximum 1.45% incl. taxes
		CR EUR shares: Maximum 0.80% incl. taxes
		CRD EUR shares: Maximum 0.80% incl. taxes
		I EUR share: Maximum 0.70% incl. taxes
		I CHF (H) share: Maximum 0.70% incl. taxes
		I USD (H) shares: Maximum 0.70% incl. taxes
		J EUR shares: Maximum 0.70% incl. tax*
	Net assets of the sub-fund	A EUR shares: Maximum 0.10% incl. taxes

Administrative costs external to the Management Company**, particularly custodian, appraiser and statutory auditor fees, etc.		A CHF (H) shares: Maximum 0.10% incl. taxes
		A USD (H) share: Maximum 0.10% incl. taxes
		B EUR shares: Maximum 0.10% incl. taxes
		CR EUR shares: Maximum 0.10% incl. taxes
		CRD EUR shares: Maximum 0.10% incl. taxes
		I EUR share: Maximum 0.10% incl. taxes
		I CHF (H) share: Maximum 0.10% incl. taxes
		I USD (H) shares: Maximum 0.10% incl. taxes
		J EUR share: Maximum 0.10% incl. taxes
		K EUR shares: Maximum 0.10% incl. taxes
Transaction fees	On the amount of the transaction	None
Performance fee Net assets of the Sub-fund (1)		A EUR share: 15% per year of the outperformance compared with the benchmark, the capitalised €STR index plus 3%
		A CHF (H) shares: 15% per year of the outperformance compared with the benchmark index, the SARON index plus 3%
		A USD (H) share: 15% per year of the outperformance compared with the benchmark, the capitalised Federal Funds Effective Rate plus 3%
		B EUR shares: 15% per year of the outperformance compared with the benchmark, the capitalised €STR index plus 3%
		CR EUR shares: 15% per year of the outperformance compared with the benchmark, the capitalised €STR index plus 3%
		CRD EUR shares: 15% per year of the outperformance compared with the benchmark, the capitalised €STR index plus 3%
		I EUR share: 15% per year of the outperformance compared with the benchmark, the capitalised €STR index plus 3%
		I CHF (H) share: 15% per year of the outperformance compared with the benchmark index, the SARON index plus 3%
		I USD (H) shares: 15% per year of the outperformance compared with the benchmark, the capitalised Federal Funds Effective Rate plus 3%
		J EUR share: 15% per year of the outperformance compared with the benchmark, the capitalised €STR index plus 3%
	K EUR shares: None	

* Inclusive of all taxes.

For this activity, the Management Company has not opted for VAT.

** In the event that the administrative fees external to the Management Company increase by 0.10% (incl. taxes) or less per annum, the Management Company will inform shareholders of the Sub-fund by any means. In the event of an increase of more than 0.10% (incl. taxes) per annum, shareholders will be informed individually and offered the chance to redeem their shares free of charge.

(1) Performance fee

Performance fees are payable to the Management Company in accordance with the following procedures:

Benchmark index:

- The capitalised €STR +3% for shares in euro
- The capitalised Federal Funds Effective Rate +3% for shares in US dollars
- The capitalised SARON +3% for shares in Swiss francs

The performance fee is calculated by comparing the performance of the sub-fund's share with that of an indexed reference asset. The indexed reference asset reproduces the performance of the benchmark index, adjusted for subscriptions, redemptions and, where applicable, dividends.

When the share outperforms its benchmark index, a provision of 15% will be applied to its outperformance.

In cases where the sub-fund's share outperforms that of its benchmark index over the reference period—even if the share has had a negative performance—a performance fee may be charged.

A provision for performance fees will be made each time the net asset value is calculated.

When shares are redeemed, the Management Company receives the portion of the performance fee corresponding to the shares redeemed.

In the event of under-performance, the performance fee provision will be reduced by reversing the provision. The reversal cannot be more than the provision.

The reference periods shall end with the last net asset value for the month of September.

This performance fee is payable annually after the last net asset value for the reference period is calculated.

The reference period is a minimum of one year. The first reference period shall run from the date of creation of the share to the end date of the first reference period, ensuring compliance with the minimum term of one year.

At the end of the reference period, if the performance of the share is lower than that of its benchmark index over the reference period, no fee will be payable and the reference period will be extended by one year. The reference period may be extended four times and may therefore be greater than or equal to 5 years, but strictly less than 6 years.

At the end of a reference period of five years or more,

in the event that the performance of the share is lower than that of its benchmark index, no fee will be payable. A new reference period shall be established, beginning at the end of the sub-period of the reference period at the end of which the greatest relative performance (greatest outperformance or least underperformance) is recorded. "Sub-periods" mean the sub-periods starting at the beginning of the reference period and ending at the end of each crystallisation date within the reference period.

if the performance of the share exceeds that of its benchmark index, a fee is payable. The reference period is renewed, and a new reference period shall begin at the end of the one that is ending.

At the end of reference period t:

- If the difference between the NAV of the share and its target NAV is positive, a performance fee will be implemented and charged. This NAV becomes the new reference NAV, and a new reference period shall begin at the end of this reference period.

- If the difference between the NAV of the sub-fund and its target NAV is negative, a performance fee will not be implemented or charged; and:

- if the share has a reference period of less than five years, it will be extended by one year. The reference NAV then remains unchanged.

- when the reference period is greater than or equal to 5 years, the cumulative outperformance at the end of each sub-period of the reference period is recorded. The sub-periods making up the reference period are the following: [t-5; t-4], [t-5; t-3], [t-5; t-2], [t-5; t-1], [t-5; t]. A new reference period shall be established, beginning at the end of the sub-period with the highest relative performance. The Reference NAV becomes equal to the NAV of the share at the end of that sub-period.

Calculation method

Amount of provision = MAX (0; NAV(t) – Target NAV (t)) x performance fee rate

NAV (t): net assets at the end of year t

Reference NAV: last net asset value of the previous reference period

Reference date: date of reference NAV

Target NAV (t) = Reference NAV x (benchmark index value on date t/benchmark index value on the reference date) adjusted for subscriptions, redemptions and dividends.

Examples:

The examples below are based on the assumption of zero subscriptions, redemptions and dividends.

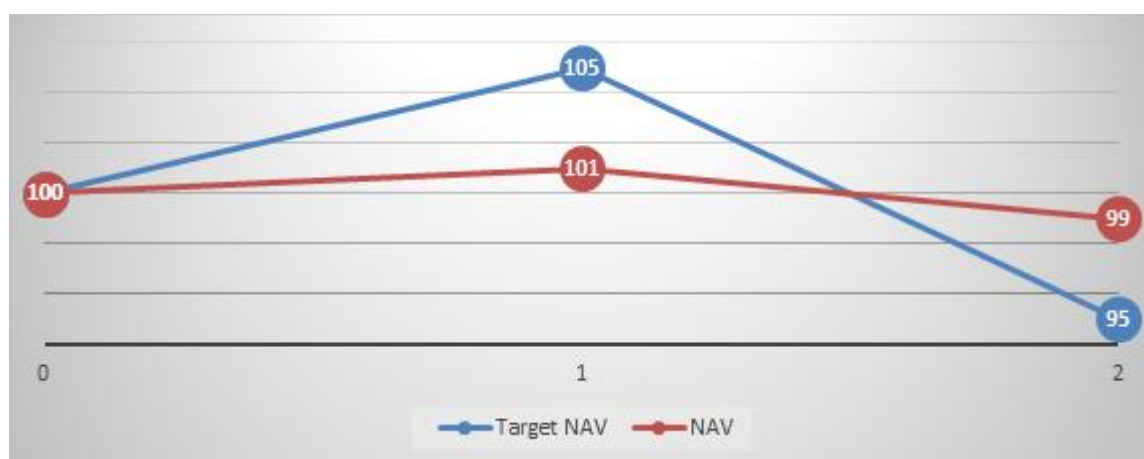
Example 1:

Period	0	1	2
Target NAV	100	105	95
NAV	100	101	99
Basis of calculation: NAV-Target NAV		-4	4

Period	Combine d share performa nce*	Combine d index performa nce*	Combine d relative performa nce*	Share performa nce in previous year	Index performa nce in previous year	Relative performa nce in previous year	Charged fee**	Renewed period "R" / Extended period "E" or Deferred period "D"
0-1	1	5	-4	1	5	-4	No	E
0-2	-1	-5	4	-2	-10	8	Yes	R

*from start of reference period

** for outperformance



0-1 period: The NAV for the reference period is less than the Target NAV (101 versus 105, differential/relative performance from start of reference period -4). No performance fee is therefore charged and the initial one-year reference period is extended by an additional year. The reference NAV is unchanged.

0-2 period: The NAV for the reference period is higher than the Target NAV (99 versus 95, differential/relative performance from start of reference period of 4). Absolute performance from the start of the reference period is negative (end of reference period NAV: 99 < NAV start of reference period: 100). A performance fee is charged, its basis of calculation is equal to the combined relative performance since the start of the reference period (4). Its amount is equal to the basis of calculation multiplied by the performance fee rate. The reference period is renewed and a new reference NAV is set at 99.

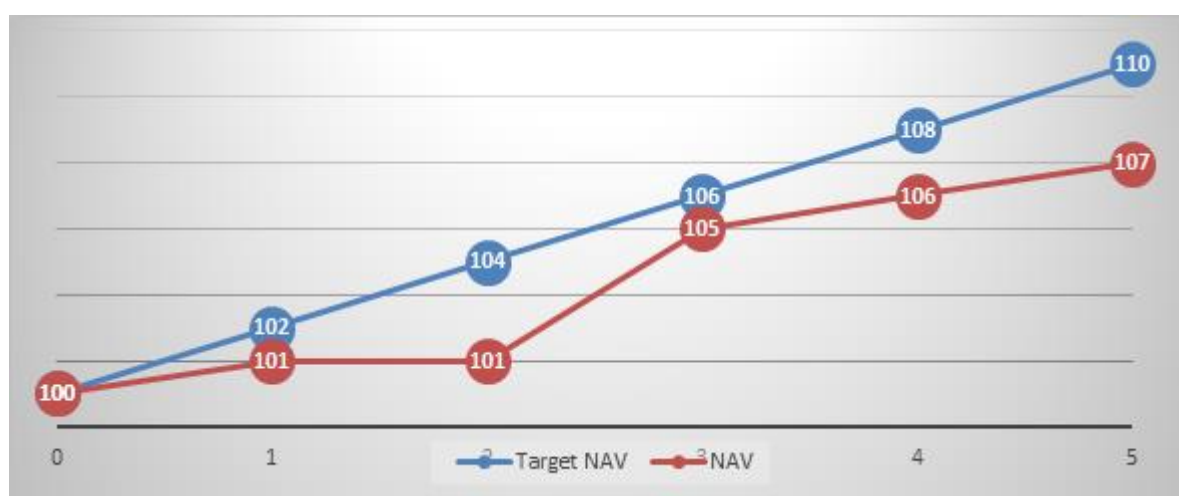
Example 2:

Period	0	1	2	3	4	5
Target NAV	100	102	104	106	108	110
NAV	100	101	101	105	106	107
Basis of calculation: NAV-Target NAV		-1	-3	-1	-2	-3

Period	Combined share performance*	Combined index performance*	Combined relative performance*	Share performance in previous year	Index performance in previous year	Relative performance in previous year	Application of a fee	Renewed period "R" / Extended period "E" or Deferred period "D"
0-1	1	2	-1	1	2	-1	No	E
0-2	1	4	-3	0	2	-2	No	E
0-3	5	6	-1	4	2	2	No	E
0-4	6	8	-2	1	2	-1	No	E
0-5	7	10	-3	1	2	-1	No	D

*from start of reference period

** for outperformance



0-1 and 0-2 periods: The absolute performance generated over the period is positive (NAV>reference NAV) but the relative performance is negative (NAV<Target NAV). No performance fee is charged. The reference period is extended by one year at the end of the first year and by an additional year at the end of the second year. The reference NAV is unchanged.

0-3 period: The absolute performance generated over the period is positive (5) and the relative performance generated over the year is positive (4), but the cumulative relative performance since the start of the reference period (0-3) is negative (-1). Therefore, no performance fee is charged. The reference period is extended by an additional year. The reference NAV is unchanged.

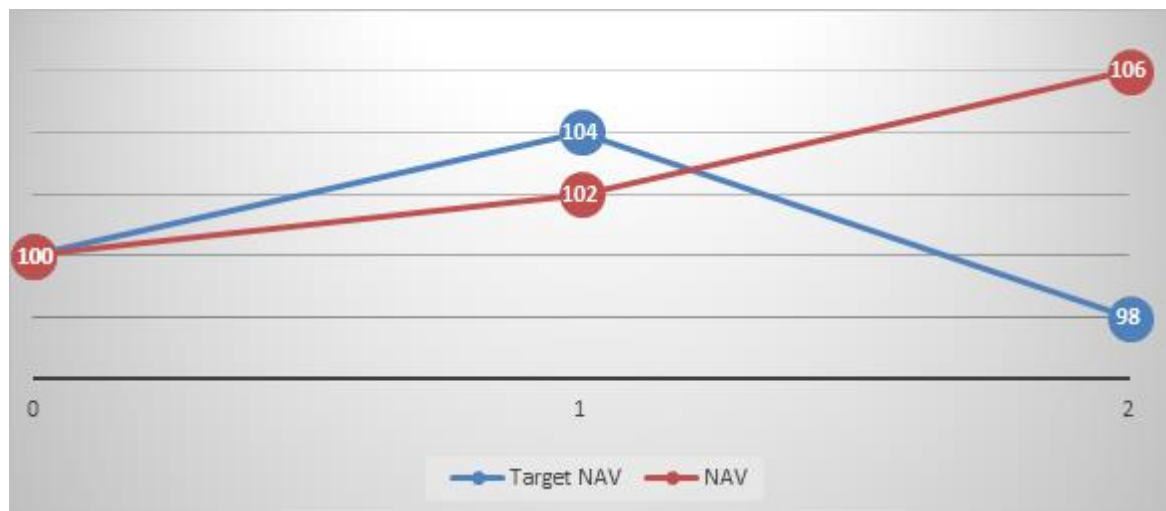
0-4 period: Negative relative performance over the period, no performance fee, the reference period is extended again by an additional year for the fourth and last time. The reference NAV is unchanged.

0-5 period: Relative performance over a negative period, no performance fee is charged. The reference period has reached its maximum duration of five years and therefore cannot be extended. A new reference period is established, beginning at the end of year 3, with the year-end NAV of year 3 as the reference NAV (105: year-end NAV over the current reference period having the highest combined relative performance, in this case of -1).

Example 3:

Period	0	1	2
Target NAV	100	104	98
NAV	100	102	106
Basis of Calculation: NAV-Target NAV		-2	8

Period	Combined share performance*	Combined index performance*	Combined relative performance*	Share performance in previous year	Index performance in previous year	Relative performance in previous year	Application of a fee	Renewed period "R" / Extended period "E" or Deferred period "D"
0-1	2	4	-2	2	4	-2	No	E
0-2	6	-2	8	4	-6	10	Yes	R



0–1 period: Positive absolute performance but underperformance of -2 (102–104) over the reference period. No performance fee is charged. The reference period is extended by one year. The reference NAV is unchanged.

0–2 period: Positive absolute performance and outperformance of 8 (106–98). A performance fee is therefore charged with a basis of calculation of 8. The reference period is renewed, a new reference NAV is set at 106.

Example 4:

Period	0	1	2	3	4	5	6
Target NAV	100	108	110	118	115	110	111
NAV	100	104	105	117	103	106	114
Reference NAV	100	100	100	100	100	100	117
Basis of Calculation: NAV-Target NAV		-4	-5	-1	-12	-4	3

*from start of reference period

** for outperformance

*** rounded

Period	Combined share performance *	Combined index performance *	Combined relative performance *	Share performance in previous year	Index performance in previous year	Relative performance in previous year	Application of a fee	Renewed period "R" / Extended period "E" or Deferred period "D"	Change in reference NAV
0–1	4	8	-4	4	8	-4	No	E	No
0–2	5	10	-5	1	2	-1	No	E	No
0–3	17	18	-1	11	7	4	No	E	No
0–4	3	15	-12	-12	-3	-9	No	E	No
0–5	6	10	-4	3	-4	7	No	D	Yes
3–6	-3	-5	3***	8	2	6	Yes	R	Yes

0–1 period: The performance of the share is positive (4) but lower than that of the benchmark index (8) over the reference period. No performance fee is payable. The reference period is extended by one year. The reference NAV remains unchanged (100).

0–2 period: The performance of the share is positive (5) but lower than that of the benchmark index (10) over the reference period. Therefore, no performance fee is payable. The reference period is extended by one year. The reference NAV remains unchanged (100).

0–3 period: The performance of the share is positive (17) but lower than that of the benchmark index (18) over the reference period. Therefore, no performance fee is payable. The reference period is extended by one year. The reference NAV remains unchanged (100).

0–4 period: The performance of the share is positive (3) but lower than that of the benchmark index (15) over the reference period. Therefore, no performance fee is payable. The reference period is extended by one year. The reference NAV remains unchanged (100).

0–5 period: The performance of the share is positive (6) but lower than that of the benchmark index (10) over the reference period. Therefore, no performance fee is payable. The reference period has reached its maximum duration of five years and therefore cannot be extended. A new reference period shall be established, beginning at the end of year 3, with the year-end NAV of year 3 as the reference NAV (117: year-end NAV over the current reference period having the highest combined relative performance, in this case of -1).

3–6 period: The performance of the share is negative (-3) but higher than that of the benchmark index (-5). A performance fee is therefore charged, with the basis of calculation being the combined relative performance since the beginning of the period, i.e. NAV (114)-Target NAV (111): 3. The reference NAV becomes the NAV at the end of the period (114). The reference period is renewed.

Fees linked to equity research as defined by Article 314-21 of the AMF General Regulation are charged to the Sub-fund.

Any retrocession of management fees for the underlying UCIs and investment funds collected by the EdR SICAV – Global Opportunities Sub-fund will be repaid to the Sub-fund. The rate of management fees applicable to the underlying UCIs and investment funds will be valued by taking into account any retrocessions collected by the Sub-fund.

In the exceptional case that a sub-custodian applies an unanticipated transaction fee not set out in the terms and conditions above, with regard to a specific transaction, a description of the transaction and the transaction fees charged will be specified in the management report of the SICAV.

Shareholders can find out more information in the SICAV's annual report.

Procedure for selecting intermediaries:

In accordance with the AMF General Regulation, the Management Company has established a Best Selection/Best Execution policy for intermediaries and counterparties.

The purpose of this policy is to select, according to various predetermined criteria, the brokers and intermediaries whose execution policy will achieve the best possible results when executing orders. The Edmond de Rothschild Asset Management (France) Policy is available on its website: www.edram.fr.

Calculation and allocation of the proceeds resulting from temporary purchases and sales of securities and any equivalent transaction under foreign law:

Repurchase agreements are conducted through Edmond de Rothschild (France) according to the prevailing market conditions at the time of the transaction.

The operating costs and expenses linked to these transactions are borne by the Sub-fund. Income generated by these transactions is paid in full to the Sub-fund.

Calculation and allocation of the proceeds resulting from total return swaps (TRS) and any equivalent transaction under foreign law:

The operating costs and expenses linked to these transactions are borne by the Sub-fund. Income generated by these transactions is paid in full to the Sub-fund.

EdR SICAV – Short Duration Credit
--

➤ **Date created**

The Sub-fund was approved by the French financial markets authority (Autorité des Marchés Financiers – AMF) on 27 December 2019.

The Sub-fund was created on 20 January 2020.

➤ **ISIN code**

A CHF (H) shares:	FR0013460912
A EUR shares:	FR0013460920
A USD (H) share:	FR0013460938
B CHF (H) shares:	FR0013460946
B EUR shares:	FR0013460961
B USD (H) shares:	FR0013460979
CR EUR shares:	FR0013460987
CR USD (H) shares:	FR0013461019
CRD EUR shares:	FR0013461027
CRD USD (H) shares:	FR0013461555
I CHF (H) shares:	FR0013461563
I EUR shares:	FR0013461571
I USD (H) shares:	FR0013461589
J CHF (H) shares:	FR0013461597
J EUR shares:	FR0013461605
J USD (H) shares:	FR0013461613
K EUR shares:	FR0013461639
N EUR shares:	FR0013488194
O EUR shares:	FR0013488202

➤ **Specific tax regime**

None

➤ **Delegation of financial management**

Edmond de Rothschild Asset Management (France) delegates part of the financial management of the SICAV to: Edmond de Rothschild (Suisse) S.A.

This delegation of financial management focuses on currency hedging for the shares hedged.

➤ **Classification**

Bonds and other debt securities denominated in euros

➤ **Exposure to other foreign UCITS, AIFs or investment funds**

Up to 10% of its net assets.

➤ **Management objective**

The Sub-fund aims to outperform its benchmark (net of management fees) over the recommended investment period by investing in corporate bond markets. The benchmark is a combination of two indices, namely the ICE BofA 1-5 Year A-BBB Euro Corporate Index, with coupons reinvested (50%), and the ICE BofA BB-CCC 1-3 Year Euro Developed Markets High Yield Constrained Index, with coupons reinvested (50%). In order to achieve this objective, additional remuneration will be sought for the bond portfolio through active management of interest rate risk and credit risk.

The Sub-fund is actively managed, which means that the Manager makes investment decisions with the aim of achieving the Sub-fund's objective and investment policy. This active management includes taking decisions related to asset selection, regional allocation, sectoral views and overall market exposure. In the positioning of the portfolio, the Manager is in no way limited by the composition of the benchmark, and the Sub-fund may not hold all of the components of the benchmark, or indeed any of the components in question. The Sub-fund may diverge wholly or significantly from the benchmark or, occasionally, very little.

➤ **Benchmark index**

50% of the Sub-fund's benchmark index is composed of the ICE BofA 1-5 Year A-BBB Euro Corporate index, coupons reinvested, and 50% is composed of the ICE BofA BB-CCC 1-3 Year Euro Developed Markets High Yield Constrained index, coupons reinvested. These two indices are calculated and published by ICE Benchmark Administration Limited. They represent, respectively, the performance of fixed-rate bonds, denominated in euros, issued by issuers rated at least BBB- with a residual maturity of more than one year and less than five years and fixed-rate bonds, denominated in euros, issued by issuers rated at least CCC with a maturity of more than one year and less than three years.

As the management of the Sub-fund is not index-linked, its performance may differ from that of its benchmark index, which serves only as a basis for comparison.

The rates and indices used are annualised. The performance of these two benchmarks is calculated with coupons included.

ICE Benchmark Administration Limited (website: <https://www.theice.com/iba>), the administrator responsible for the benchmark indices CE BofA 1-5 Year A-BBB Euro Corporate index and ICE BofA 1-3 Year Euro Developed Markets High Yield Constrained index is not included in the register of administrators and benchmark indices held by ESMA and is covered by the transitional provisions set out in Article 51 of the Benchmarks Regulation.

In accordance with Regulation (EU) 2016/1011 of the European Parliament and of the Council of 8 June 2016, the Management Company has a procedure in place for monitoring the benchmark indices used, which sets out the action to be taken in the event that an index materially changes or ceases to be provided.

The performance of the A CHF (H), B CHF (H), I CHF (H) and J CHF (H) shares may be compared, for reference and a posteriori, to a benchmark index, 50% of which comprises the ICE BofA 1-5 Year A-BBB Euro Corporate index hedged in CHF, coupons reinvested, and 50% of which comprises the ICE BofA BB-CCC 1-3 Year Euro Developed Markets High Yield Constrained index hedged in CHF, coupons reinvested. As the sub-fund is not index-linked, its performance may differ significantly from that of the benchmarks, which only serve as a basis for comparison.

The performance of the A USD (H), B USD (H), CR USD (H), CRD USD (H), I USD (H) and J USD (H) shares may be compared, for reference and a posteriori, to a benchmark index, 50% of which comprises the ICE BofA 1-5 Year A-BBB Euro Corporate index hedged in USD, coupons reinvested, and 50% of which comprises the ICE BofA BB-CCC 1-3 Year Euro Developed Markets High Yield Constrained index hedged in USD, coupons reinvested. As the sub-fund is not index-linked, its performance may differ significantly from that of the benchmarks, which only serve as a basis for comparison.

➤ **Investment strategy**

Strategies used:

In order to achieve the management objective, the Manager will invest up to 100% of the portfolio, in a discretionary manner, in bond-type securities issued by public or private companies.

The ESG investment universe is composed of the securities in the Sub-fund's benchmark. The Management Company may select securities from outside of its investment universe. It will, however, ensure that the selected investment universe is a relevant means of comparison for the Sub-fund's ESG rating.

The Manager will systematically include environmental, social and governance (ESG) factors in their financial analysis in order to select the portfolio's securities.

At least 90% of debt securities and money market instruments with an investment grade credit rating and 75% of debt securities and money market instruments with a high-yield credit rating will have an ESG rating within the portfolio. This will be either a proprietary ESG rating or a rating provided by an external non-financial rating agency. At the end of this process, the Sub-fund will have an ESG rating that is greater than that of its investment universe. Environmental, social and governance (ESG) criteria are one of the components subject to management, although their weighting in the final decision is not defined beforehand.

Furthermore, the securities selection process also includes negative screening to exclude companies that contribute to the production of controversial weapons in compliance with international conventions in this area as well as companies that are exposed to activities related to thermal coal, unconventional fossil fuels or tobacco in accordance with the exclusion policy of Edmond de Rothschild Asset Management (France), which is available on its website. This negative screening helps mitigate sustainability risk.

The Sub-fund promotes environmental, social and governance (ESG) criteria within the meaning of Article 8 of Regulation (EU) 2019/2088, known as the “Disclosure Regulation” or “SFDR”, and is subject to sustainability risk as defined in the Risk Profile section of the prospectus.

The Sub-fund integrates sustainability risk and takes into account the main negative impacts in its investment decisions.

As part of its proprietary ESG analysis method, Edmond de Rothschild Asset Management (France) takes into account, to the extent that data is available, the eligibility share and alignment with the taxonomy regarding the proportion of the turnover that is considered to be green or the investments aligned with this. We take into account the figures published by businesses or estimated by external service providers. We always consider the environmental impact, according to sectoral specificities. The carbon footprint on relevant parameters, the company’s climate strategy and greenhouse gas reduction goals can also be analysed, as well as the environmental added value of products or services, eco-design etc.

The “causing no significant harm” principle only applies to investments underlying the financial product that take into account the environmental criteria of the European Union in terms of sustainable economic activities. The investments underlying the remaining portion of this financial product do not take into account the environmental criteria of the European Union in terms of sustainable economic activities.

As it is currently unable to provide reliable data for evaluating the share of its investments that are eligible for or aligned with the EU Taxonomy Regulation, at this stage, the Sub-fund is not able to fully and accurately calculate the underlying investments that qualify as environmentally sustainable in the form of a minimum alignment percentage in accordance with a strict interpretation of Article 3 of the aforementioned regulation. Currently, the sub-fund does not aim to make investments that contribute to environmental objectives focused on mitigating climate change and/or adapting to climate change.

Therefore, the percentage of investments aligned with the Taxonomy is currently 0%.

The Sub-fund invests:

- a minimum of 30% of its net assets in bonds with a rating greater than or equal to BBB- (Standard and Poor's or equivalent, or with an equivalent internal rating awarded by the Management Company) and issued by public or private companies.
- a minimum of 30% of its net assets in high yield bonds (rated below BBB- by Standard & Poor's or equivalent, or with an equivalent internal rating awarded by the Management Company, which are speculative securities presenting a higher risk of default than investment grade bonds)
- up to 10% of its net assets in unrated bonds
- up to 10% of its assets in bonds issued by public or private companies located in non-OECD countries
- up to 10% of its assets in bonds with a residual maturity of more than 5 years.

The Manager will seek to select the most attractive issues, according to their convictions, in order to maximise the portfolio’s risk/return ratio.

In order to reduce interest rate and credit risks and achieve a stable interest rate sensitivity throughout the life of the product, the construction of the portfolio aims to give equal weighting to different maturity components (ladder structure). It also aims to protect the portfolio against interest rate shocks and to follow market movements over time by capturing early repayment premiums and issue premiums on the primary market. A portion of the portfolio will be automatically reinvested each month as debt falls in the portfolio, thus allowing the market to be dynamically followed.

In order to achieve the management objective, the strategy will combine a sector-based approach using a “top-down” process and a credit analysis approach aimed at selecting the most attractive issuers by means of a “bottom-up” process.

Top-down approach

The top-down approach is, first and foremost, based on a macroeconomic analysis of the various sectors or countries explored within the context of the portfolio allocation. It leads to the determination of market scenarios created on the basis of the management team’s expectations.

This analysis makes it possible to define, in particular:

- the degree of exposure to different economic sectors,
- the distribution between Investment Grade and High Yield (speculative securities, for which the risk of issuer default is greater, and which have a Standard & Poor's or equivalent rating below BBB- or an equivalent internal rating from the Management Company) and between the different ratings within these categories.

The top-down analysis provides a comprehensive overview of the portfolio. This is complemented by a stock-picking process (bottom-up approach).

Bottom-up approach

The aim of this approach is to identify those issuers within a particular sector that provide better relative value than others and therefore seem to be the most attractive.

The way issuers are selected is based on a fundamental analysis of each company.

The fundamental analysis focuses on the evaluation of criteria such as:

- the clarity of the company's strategy,
- its financial health (consistency of cash flow through different economic cycles, ability to honour its debts, etc.),
- the "strategic" nature of the company, which allows it to predict the likelihood of government intervention in the event of default or a significant deterioration of its financial situation.

Within the universe of the selected issuers, the choice of exposures will be based on characteristics such as the issuer's rating, the liquidity of the securities, or their maturity.

The fundamental analysis model, intended to identify the securities with the highest upside potential, is based on a structure of managing analysts specialising in credit markets. Following an in-depth analysis of the various companies, the bottom-up process is further refined. The process leads to the choice of preferred investment instruments (direct investments in securities, credit default swaps, Itraxx, etc.) for exposure to selected issuers.

In order to hedge its assets and/or achieve its management objective, without seeking overexposure, the Sub-fund may use financial derivatives traded on regulated markets (futures, listed options), or over-the-counter markets (options, swaps, etc.). In this context, the manager may create synthetic exposure or hedging on indices, business sectors or geographic areas. In this respect, the Sub-fund may take a position with a view to hedging the portfolio against certain risks (interest rate, credit, currency) or to exposing itself to interest rate and credit risks. In this context, the Manager may adopt strategies which principally aim to anticipate or hedge the Sub-fund against the default risk of one or more issuers or to expose the portfolio to the credit risk of one or more issuers up to a level of 10% exposure. These strategies will be implemented by purchasing or selling protection via credit default swap credit derivatives, on a single reference entity or on indices (iTraxx or CDX).

It may also implement strategies that aim to mitigate currency risks and/or manage interest rate risk through the use of financial contracts, particularly futures, options, and forward or swap contracts.

The manager will also implement active management of the Sub-fund's sensitivity to interest rates, which may vary between 0 and 4.

Exposure to equity markets

Up to 10% of the Sub-fund's net assets may be exposed to equity markets through potential purchases of convertible bonds.

Currencies

The Sub-fund may, on an ancillary basis, hold up to 10% of its net assets in securities issued in foreign currencies, for which the associated currency risk will be hedged. Nevertheless, a residual currency risk of up to 2% of net assets may remain.

Assets:

Debt securities and money market instruments (up to 100% of the net assets, with a maximum of 100% invested directly in securities)

General characteristics

Sensitivity to interest rates	-	[0; 4]
Geographic region of the issuers	OECD, European Union, European Economic Area, G20	up to 100% of net assets
	All geographic regions	up to 10% of net assets

Distribution of private debt/public debt

Up to 100% of the “Debt Securities” portfolio in private debt of issuers located in a Member State of the OECD, the European Union, the European Economic Area or the G20.

The portfolio will not be invested in the public debt of a State.

Criteria related to ratings

A minimum of 30% of the Sub-fund’s net assets will be made up of securities that have a minimum long-term rating of BBB- (Standard & Poor’s or equivalent, or an equivalent internal rating from the Management Company) or a short-term rating of A3. The selected securities may not be rated by a ratings agency, but in this case will receive an equivalent internal rating from the Management Company.

The Sub-fund invests a minimum 30% of its net assets in securities that have a lower rating and fall into the high yield category (speculative securities with a Standard & Poor’s or equivalent rating of below BBB- or an equivalent internal rating assigned by the Management Company).

The selection of securities is not based automatically and exclusively on the rating criterion. It is mainly based on an internal analysis. Prior to each investment decision, the Management Company analyses each security on criteria other than its rating. In the event that an issuer in the “High Yield” class has their rating downgraded, the Management Company must conduct a detailed analysis in order to decide whether to sell or retain the security, so as to maintain the rating objective.

Legal nature of the instruments used

Debt securities of all kinds including, in particular:

- Fixed, variable or adjustable rate bonds
- Inflation-linked bonds
- Negotiable debt securities
- Savings certificates
- Euro Commercial Papers (short-term negotiable securities issued in euros by a foreign entity)

The portfolio may invest in PIK notes (payment-in-kind notes are bonds for which interest payments are not made systematically in cash).

Equities

- Exposure through directly held equities: None
- Exposure via convertible bonds: up to 10% of net assets

The maximum exposure of the portfolio to the equity markets measured through the delta of convertible bonds may not exceed 10% of the Sub-fund’s net assets.

Shares or units of other French collective investment schemes or other foreign UCITS, AIFs or investment funds

The Sub-fund may hold up to 10% of its assets in units or shares of French or foreign UCITS or French AIFs, regardless of their classification, in order to diversify exposure to other asset classes, including exchange-traded funds (ETFs), or money market or bond funds specifically in order to invest cash.

Within this 10% limit, the Sub-fund may also invest in shares or units of foreign AIFs and/or foreign investment funds that meet the regulatory eligibility criteria.

These UCIs and investment funds may be managed by the Management Company or by an affiliated company.

Financial contracts

In order to hedge its assets and/or achieve its management objective, and without seeking overexposure, the Sub-fund may use financial contracts traded on regulated markets (futures, listed options), or over-the-counter markets (options, swaps, etc.), up to a limit of 100% of its assets. In this context, the manager may create synthetic exposure or hedging on indices, business sectors or geographic areas. To this end, the Sub-fund may take up positions with a view to hedging the portfolio against certain risks (interest rate, credit or currency) or exposing itself to interest rate and credit risks.

Types of markets invested in

- Regulated markets
- Organised markets
- Over-the-counter markets

Risks in which the manager intends to trade for the purposes of portfolio hedging or exposure

- Equity risk exclusively from potential exposure to convertible bonds
- Interest rate risk
- Currency risk
- Credit risk

Types of investment (transactions must only be undertaken in order to achieve the management objective)

- Hedging
- Exposure
- Arbitrage

Types of instruments used

- Interest rate options
- Forward interest-rate contracts
- Interest rate futures
- Credit derivatives (credit default swaps)
- Credit options
- Currency options
- Currency swaps
- Interest rate swaps (fixed rate/variable rate all combinations and inflation)
- Currency futures
- Warrants
- Options on interest rate swaps
- CDS options
- Options on standardised forward contracts

In addition, the SICAV may use over-the-counter forward foreign exchange contracts in the form of total return swaps (TRS) on interest rates up to a limit of 10% of its net assets for the purpose of hedging or exposure. The expected proportion of assets under management that will be subject to such contracts is 3%.

The counterparties to the transactions of these contracts are first-rate financial institutions domiciled in OECD countries that have a minimum rating of Investment Grade (rating greater than or equal to BBB- by Standard & Poor's or equivalent, or a rating deemed equivalent by the Management Company).

These counterparties do not have any influence on the composition or management of the SICAV's portfolio.

Strategy of using derivatives to achieve the management objective

- General hedging of certain risks (interest rate, credit, currency)
- Exposure to interest rate, credit and equity risks
- Reconstitution of synthetic exposure to assets and risks (interest rate, credit)

The exposure to these financial instruments, markets, rates and/or some of their parameters or components resulting from the use of financial contracts cannot exceed 100% of the net assets.

The Manager may adopt strategies which principally aim to anticipate or hedge the Sub-fund against the default risk of one or more issuers or to expose the portfolio to the credit risk of one or more issuers up to a level of 10% exposure. These strategies will be implemented by purchasing or selling protection via credit default swap credit derivatives, on a single reference entity or on indices (iTraxx or CDX).

In order to limit significantly the total counterparty risk of instruments traded over the counter, the Management Company may receive cash collateral which will be deposited with the custodian and will not be reinvested.

Securities with embedded derivatives (up to 100% of net assets)

To achieve its management objective, the sub-fund may also invest in financial instruments containing embedded derivatives. The sub-fund may solely invest in:

- callable or puttable bonds for up to 100% of net assets,
- convertible bonds for up to 10% of net assets,
- contingent convertible bonds (CoCos) for up to 10% of net assets.

Cash borrowings

The Sub-fund is not intended to be a cash borrower. However, a liability position may exist at certain points due to transactions related to the Sub-fund's cash flows (ongoing investments and divestments, subscription/redemption transactions, etc.), up to a limit of 10% of its net assets.

Deposits:

None

Temporary purchases and sales of securities

In order to achieve efficient portfolio management and without deviating from its investment objectives, the sub-fund may make temporary purchases and sales of securities involving eligible financial securities or money-market instruments, up to 25% of its net assets. More precisely, these transactions will consist of repurchase and reverse repurchase agreements on interest-rate or debt securities of eurozone countries and will be carried out in the context of cash management and/or the optimisation of the Sub-fund's income.

The expected proportion of assets under management which will be the subject of such transactions will be 10% of the net assets.

The counterparties to these transactions are first-rate financial institutions domiciled in OECD countries that have a minimum rating of investment grade (rating greater than or equal to BBB- according to Standard & Poor's or equivalent, or a rating deemed equivalent by the Management Company).

These counterparties do not have any influence over the composition or management of the Sub-fund's portfolio.

In order to limit significantly the total counterparty risk of instruments traded over the counter, the Management Company may receive cash collateral which will be deposited with the custodian and will not be reinvested.

Further information on the remuneration for temporary sales and purchases of securities is provided in the "Charges and fees" section.

➤ **Investments between Sub-funds**

The Sub-fund may invest up to 10% of its net assets in another Sub-fund of the SICAV Edmond de Rothschild Fund.

The overall investment in other Sub-funds of the SICAV is limited to 10% of its net assets.

➤ **Risk profile**

Your money will be invested primarily in financial instruments selected by the Management Company. These instruments will be subject to market trends and fluctuations.

The risk factors described below are not exhaustive. It is the responsibility of each investor to analyse the risk associated with such an investment and to form his/her own opinion independently of the Edmond de Rothschild Group by obtaining as much specialist advice on such matters as is necessary in order to ensure this investment is appropriate for his/her financial and legal position and investment term.

Risk of capital loss:

The Sub-fund does not guarantee or protect the capital invested, so investors may not recover the full amount of the capital they initially invested, even if they retain the shares for the duration of the recommended investment period.

Discretionary management risk:

The discretionary management style is based on anticipating trends in the various markets (equities, bonds, money market, commodities and currencies). However, there is a risk that the sub-fund may not be invested in the best-performing markets at all times. The Sub-fund's performance may therefore be lower than the investment objective, and a drop in its net asset value may lead to negative performance.

Credit risk:

The main risk linked to debt securities and/or money market instruments such as treasury bills (BTFs and BTANs) or short-term negotiable securities is that of issuer default, due either to the non-payment of interest and/or the non-repayment of capital. Credit risk is also associated with the downgrading of an issuer. Shareholders are reminded that the net asset value of the Sub-fund is likely to fall if a total loss is recorded on a financial instrument following default by an issuer. The inclusion of debt securities in the portfolio, whether directly or through UCIs, exposes the Sub-fund to the effects of variations in credit quality.

Credit risk linked to investment in speculative securities:

The Sub-fund may invest in issues from companies rated as non-investment grade by a rating agency (rating below BBB- from Standard & Poor's or equivalent) or those with an equivalent internal rating from the Management Company. These issues are known as speculative securities and present a higher risk of issuer default. This sub-fund should therefore be considered partly speculative and as being aimed specifically at investors who are aware of the risks inherent in investing in such securities. As a result, the use of high-yield securities (speculative securities with a higher risk of issuer default) may incur a greater risk of a fall in the net asset value.

Interest rate risk:

The exposure to interest rate products (debt securities and money market instruments) makes the sub-fund sensitive to interest rate fluctuations. Interest rate risk might result in a fall in the value of the security and thus the net asset value of the sub-fund in the event of a change in the yield curve.

Risk associated with financial and counterparty contract commitments:

The use of financial contracts may entail the risk of a sharper, more abrupt fall in the net asset value than in the markets in which the sub-fund invests. Counterparty risk results from this sub-fund's use of financial contracts traded on over-the-counter markets and/or of temporary purchases and sales of securities. Such transactions potentially expose the sub-fund to the risk of one of its counterparties defaulting and to a possible decrease in its net asset value.

Liquidity risk:

The markets in which the Sub-fund trades may occasionally be affected by a lack of liquidity. These market conditions may affect the prices at which the Sub-fund may have to liquidate, initiate, or modify positions.

Risk linked to derivatives:

The Sub-fund may invest in forward financial instruments (derivatives).

The use of financial contracts may entail the risk of a sharper, more abrupt fall in the net asset value than in the markets in which the sub-fund invests.

Risk associated with hybrid products (convertible bonds):

Given their possible conversion into shares, convertible bonds introduce an equity risk into a bond portfolio. They also expose the portfolio to the volatility of equity markets, which is higher than that of bond markets. Holding such instruments therefore results in an increase in portfolio risk, which may be mitigated by the bond component of hybrid securities, depending on market configurations.

Risks associated with temporary purchases and sales of securities and with total return swaps:

The use of securities financing transactions and total return swaps, as well as the management of their collateral, may involve certain specific risks such as operational risks or custody risk. These transactions may therefore have a negative effect on the net asset value of the Sub-fund.

Legal risk:

This is the risk of inadequately drafting contracts concluded with counterparties for temporary purchases and sales of securities.

Risks associated with contingent convertible bonds (CoCos):

CoCos are subordinated debt securities issued by credit institutions or insurance or reinsurance companies that are eligible for inclusion in their capital requirement and that have the specific feature of potentially being converted into shares or having their par value reduced (write-down mechanism) in response to a trigger, as previously defined in the prospectus. A CoCo includes an option to convert into shares at the initiative of the issuer in the event that their financial situation deteriorates. In addition to the inherent interest rate and credit risk involved with bonds, activating the conversion option may cause the value of the CoCo to decrease by an amount greater than that recorded on other traditional bonds of the issuer. Under the conditions set out by the CoCo concerned, certain trigger events may lead to the main investment and/or accrued interest permanently depreciating to zero, or to the conversion of the bond into a share.

Risk linked to the conversion threshold of CoCos:

The conversion threshold of a CoCo depends on the solvency ratio of its issuer. It is the event that determines the conversion of the bond into an ordinary share. The lower the solvency ratio, the greater the likelihood of conversion.

Risk of loss or suspension of coupon:

Depending on the characteristics of the CoCos, the payment of coupons is discretionary and may be cancelled or suspended by the issuer at any time and for an indefinite period.

Risk of intervention of a regulatory authority at the point of "non-viability":

A regulatory authority determines at any time and in a discretionary manner whether an institution is "not viable", i.e. the issuing bank requires the support of the public authorities to prevent the issuer from becoming insolvent, bankrupt, unable to pay the majority of its debts as they become payable or otherwise continue its activities, and requires or requests the conversion of Conditional Convertible Bonds into shares in circumstances independent of the willingness of the issuer.

Capital structure inversion risk:

Contrary to the conventional capital hierarchy, investors in CoCos may incur a loss of capital that does not affect holders of shares. In certain scenarios, holders of CoCos will incur losses before holders of shares.

Call extension risk:

Most CoCos are issued in the form of instruments of a perpetual maturity, which are only repayable at predefined levels that have the approval of the competent authority. It cannot be assumed that perpetual CoCos will be called on the call date. CoCos are a type of permanent capital. It is possible that the investor may not receive the return on the principal on the expected repayment date or any given date.

Liquidity risk:

In certain circumstances, it may be difficult to find a buyer for CoCos and the seller may be obliged to accept a significant discount on the expected value of the bond in order to be able to sell it.

Sustainability risk:

Means an environmental, social or governance event or condition that, if it occurs, could cause a significant negative, material or potential, impact on the value of the investment. The Fund's investments are exposed to a sustainability risk that could have a significant negative impact on the value of the Fund. Consequently, the Manager identifies and analyses sustainability risks as part of their investment policy and investment decisions.

Risks associated with ESG criteria:

The integration of ESG and sustainability criteria into the investment process may exclude securities from certain issuers on non-investment grounds and, consequently, certain market opportunities that are available to funds that do not use ESG or sustainability criteria may not be available to the Sub-fund, and the Sub-fund's performance may at times be better or worse than that of comparable funds that do not use ESG or sustainability criteria. Asset selection may be based in part on a proprietary ESG rating process or on exclusion lists ("ban lists") which are partly based on third-party data. The lack of common or harmonised definitions and labels that incorporate ESG and sustainability criteria at EU level may cause managers to adopt different approaches when defining the ESG objectives and determining whether these objectives have been achieved by the funds they manage. This also means that it may be difficult to compare strategies that include ESG and sustainability criteria, given that the selection and weightings applied to the selected investments may, to some extent, be subjective or based on indicators that may share the same name, but whose underlying meanings are different. Investors are advised that the subjective value that they may or may not assign to certain types of ESG criteria may differ substantially from the Financial Manager's methodology. The lack of harmonised definitions may also result in certain investments not benefiting from preferential tax regimes or tax credit schemes, as a result of ESG criteria being valued differently than initially envisaged.

➤ **Guarantee or protection**

None.

➤ **Eligible subscribers and typical investor profile**

A EUR, A CHF (H), A USD (H), B EUR, B CHF (H), B USD (H) shares: All subscribers

CR EUR, CR USD (H), CRD EUR, CRD USD (H) shares: All subscribers; these shares may be marketed to retail investors (non-professional or professional) exclusively in the following cases:

- Subscription as part of independent advice provided by a financial advisor or regulated financial entity,
- Subscription as part of non-independent advice, with a specific agreement that does not authorise them to receive or retain trailer fees,
- Subscription by a financial entity regulated on behalf of its client as part of a management mandate.

In addition to the management fees charged by the Management Company, each financial advisor or regulated financial entity may be liable to pay the management or advisory fees incurred by each investor. The Management Company is not party to such agreements.

Shares are not registered for marketing in all countries. They are therefore not open to subscription for retail investors in all jurisdictions.

The person in charge of checking compliance with the criteria on investor and purchaser capacity and ensuring that the latter have received the required information is the person tasked with the actual marketing of the SICAV.

I CHF (H), I EUR, I USD (H), J CHF (H), J EUR, J USD (H), N EUR, O EUR and K EUR shares: Legal entities and institutional investors dealing on their own behalf or on behalf of third parties.

This Sub-fund is particularly intended for investors who wish to maximise their bond investments through the active management of credit instruments denominated in euros.

Investors' attention is drawn to the risks inherent in this type of security, as described in the "Risk Profile" section.

The shares of this Sub-fund are not and will not be registered in the United States under the US Securities Act of 1933, as amended ("Securities Act 1933"), or under any other law of the United States. These shares may not be offered, sold or transferred to the United States (including its territories and possessions) or benefit, directly or indirectly, any US Person (as defined by Regulation S of the Securities Act 1933).

The Sub-fund may either subscribe to units or shares of target funds likely to participate in initial public offerings for US securities ("US IPOs") or directly participate in US initial public offerings ("US IPOs"). The Financial Industry Regulatory Authority (FINRA), in accordance with rules 5130 and 5131 of FINRA (the "Rules"), has decreed prohibitions regarding the eligibility of certain persons to participate in the allocation of US IPOs when the effective beneficiary(-ies) of such accounts are professionals in the financial services sector (including, among others, an owner or employee of a member of FINRA or a fund manager) (a "Restricted Person") or an executive officer or director of a US or non-US company that may be in a business relationship with a member of FINRA (an "Associated

Person”). The Sub-fund may not be offered or sold for the benefit or on behalf of a “US Person” as defined by “Regulation S” nor to investors considered as Restricted Persons or Associated Persons in relation to the FINRA Rules. Investors should consult their legal advisor if there are any doubts about their legal status.

The appropriate amount to invest in this sub-fund depends on your personal situation. To determine that amount, shareholders are encouraged to seek professional advice in order to diversify their investments and determine the proportion of their financial portfolio or assets to be invested in this Sub-fund, specifically in view of the recommended investment period and exposure to the aforementioned risks, and their personal wealth, needs and specific objectives. In all cases, shareholders must diversify their portfolio sufficiently to avoid being exposed solely to the risks of this Sub-fund.

Recommended investment period: more than 2 years

➤ **Procedures for determining and allocating income**

Distributable Amounts	“A CHF (H)”, “A EUR”, “A USD (H)”, “CR EUR”, “CR USD (H)”, “I CHF (H)”, “I EUR”, “I USD (H)”, “K EUR” and “N EUR” shares	“B CHF (H)”, “B EUR”, “B USD (H)”, “CRD EUR”, “CRD USD (H)”, “J CHF (H)”, “J EUR”, “J USD (H)” and “O EUR” shares
Allocation of net income	Accumulation	Distribution
Allocation of net realised gains or losses	Accumulation	Accumulation (in full or in part) or Distribution (in full or in part) or Carried forward (in full or in part), at the discretion of the Management Company

Where distribution shares are concerned, the Sub-fund Management Company may decide to distribute one or more interim dividends on the basis of the financial positions certified by the Statutory Auditor.

➤ **Distribution frequency**

Accumulation shares: not applicable

Distribution shares: annual with the possibility of interim dividends. The payment of distributable income takes place within a period of no more than five months following the end of the financial year and within one month for interim dividends following the date of the position certified by the auditor.

➤ **Share characteristics**

The Sub-fund has 19 share classes: “A CHF (H)”, “A EUR”, “A USD (H)”, “B CHF (H)”, “B EUR”, “B USD (H)”, “CR EUR”, “CR USD (H)”, “CRD EUR”, “CRD USD (H)”, “I CHF (H)”, “I EUR”, “I USD (H)”, “J CHF (H)”, “J EUR”, “J USD (H)”, “K EUR”, “N EUR” and “O EUR” shares.

The A CHF (H) share is denominated in Swiss francs and expressed in shares or thousandths of a share.

The A EUR share is denominated in Euros and expressed in shares or thousandths of a share.

The A USD (H) share is denominated in Dollars and expressed in shares or thousandths of a share.

The B CHF (H) share is denominated in Swiss francs and expressed in shares or thousandths of a share.

The B EUR share is denominated in Euros and expressed in shares or thousandths of a share.

The B USD (H) share is denominated in Dollars and expressed in shares or thousandths of a share.

The CR EUR share is denominated in Euros and expressed in shares or thousandths of a share.

The CR USD (H) share is denominated in Dollars and expressed in shares or thousandths of a share.

The CRD EUR share is denominated in Euros and expressed in shares or thousandths of a share.

The CRD USD (H) share is denominated in Dollars and expressed in shares or thousandths of a share.

The I CHF (H) share is denominated in Swiss francs and expressed in shares or thousandths of a share.

The I EUR share is denominated in Euros and expressed in shares or thousandths of a share.

The I USD (H) share is denominated in Dollars and expressed in shares or thousandths of a share.

The J CHF (H) share is denominated in Swiss francs and expressed in shares or thousandths of a share.

The J EUR share is denominated in euros and expressed in shares or thousandths of a share.

The J USD (H) share is denominated in Dollars and expressed in shares or thousandths of a share.

The K EUR share is denominated in Euros and expressed in shares or thousandths of a share.

The N EUR share is denominated in Euros and expressed in shares or thousandths of a share.

The O EUR share is denominated in Euros and expressed in shares or thousandths of a share.

➤ **Subscription and redemption procedures**

Date and frequency of the net asset value calculation:

Daily, with the exception of public holidays and days on which the French markets are closed (according to the official Euronext Paris S.A. calendar).

Initial net asset value:

A CHF (H) shares:	CHF 100
A EUR shares:	€100
A USD (H) share:	\$102.02
B CHF (H) shares:	CHF 100
B EUR shares:	€86,69
B USD (H) shares:	\$100
CR EUR shares:	€100
CR USD (H) shares:	\$100
CRD EUR shares:	€100
CRD USD (H) shares:	\$100
I CHF (H) shares:	CHF 95.07
I EUR shares:	€11 072.59
I USD (H) shares:	\$100
J CHF (H) shares:	CHF 100
J EUR shares:	€100
J USD (H) shares:	\$100
K EUR shares:	€100
N EUR shares:	€11 088.87
O EUR shares:	€8 879.45

Minimum initial subscription:

A CHF (H) shares:	1 Share
A EUR shares:	1 Share
A USD (H) shares:	1 Share
B CHF (H) shares:	1 Share
B EUR shares:	1 Share
B USD (H) shares:	1 Share
CR EUR shares:	1 Share
CR USD (H) shares:	1 Share
CRD EUR shares:	1 Share
CRD USD (H) shares:	1 Share
I CHF (H) shares:	CHF 500,000
I EUR shares:	€500,000
I USD (H) shares:	\$500,000
J CHF (H) shares:	CHF 500,000
J EUR shares:	€500,000
J USD (H) shares:	\$500,000
K EUR shares:	€500,000
N EUR shares:	€10,000,000
O EUR shares:	€10,000,000

Minimum subsequent subscriptions:

A CHF (H) shares:	1 thousandth of a share
A EUR shares:	1 thousandth of a share
A USD (H) shares:	1 thousandth of a share
B CHF (H) shares:	1 thousandth of a share
B EUR shares:	1 thousandth of a share
B USD (H) shares:	1 thousandth of a share
CR EUR shares:	1 thousandth of a share
CR USD (H) shares:	1 thousandth of a share
CRD EUR shares:	1 thousandth of a share
CRD USD (H) shares:	1 thousandth of a share
I CHF (H) shares:	1 thousandth of a share
I EUR shares:	1 thousandth of a share
I USD (H) shares:	1 thousandth of a share
J CHF (H) shares:	1 thousandth of a share

J EUR shares:	1 thousandth of a share
J USD (H) shares:	1 thousandth of a share
K EUR shares:	1 thousandth of a share
N EUR shares:	1 thousandth of a share
O EUR shares:	1 thousandth of a share

Subscription and redemption procedures:

Orders are executed in accordance with the table below.

Subscription and redemption conditions are expressed in business days.

D is the net asset value calculation day:

Clearing of subscription orders	Clearing of redemption orders	Date of order execution	Publication of the net asset value	Settlement of subscriptions	Settlement of redemptions
D, before 12:30 p.m.**	D, before 12:30 p.m.	D	D+1	D+3	D+3*

* In the event of the dissolution of the Fund, redemptions will be settled within a maximum of five business days

** The subscription period for A USD (H), B EUR, I CHF (H), I EUR, N EUR and O EUR shares will commence on 30/10/2020.

The Management Company has implemented a method of adjusting the Sub-fund's net asset value known as Swing Pricing. This mechanism is described in Section VII of the prospectus: "Asset valuation rules".

Redemption gates:

The Management Company may introduce redemption gates, which, in exceptional circumstances and provided they are in the interests of shareholders or the general public, enable redemption requests to be spread across several NAV (net asset value) dates once they exceed a given threshold.

Description of the method:

Once an objectively predetermined threshold of redemptions is reached on a particular NAV date, the Management Company may decide not to carry out all redemption requests on that NAV date. To establish this threshold, the Management Company takes into account the frequency of NAV calculation for the Sub-fund, the Sub-fund's management strategy and the liquidity of the assets in its portfolio.

The Management Company may apply redemption gates to the Sub-fund when the threshold of 5% of the net assets is reached. As the Sub-fund has multiple share classes, the trigger threshold will be the same for all of its share classes. This threshold of 5% takes into account cleared redemptions across all of the Sub-fund's assets, rather than being applied by share class.

The trigger threshold for the gates is based on the relationship between:

- the difference, on any given clearing date, between the total value of the redemptions and the total value of the subscriptions; and
- net assets of the Sub-fund.

When redemption requests exceed the trigger threshold of the redemption gates, the Sub-fund may nevertheless decide to honour redemption requests made beyond the predetermined threshold, by partially or fully executing the orders that could have been blocked.

For example, if the total volume of share redemption requests is 10% of the Sub-fund's net assets while the trigger threshold is set at 5% of the net assets, the SICAV may decide to honour redemption requests for up to 8% of the net assets, executing 80% of the redemption requests instead of the 50% it would execute if the 5% threshold was strictly applied.

Redemption gates may only be applied on a maximum of 20 NAV dates over 3 months.

Notifying shareholders:

When redemption gates are applied, shareholders of the Sub-fund will be notified by any means via the website <https://funds.edram.com>.

Shareholders of the Sub-fund whose redemption orders will not be executed will be informed individually as soon as possible.

Processing unexecuted orders:

While redemption gates are in operation, redemption orders will be executed in the same proportions for shareholders of the Sub-fund who have made a redemption request on a given NAV date.

The unexecuted part of the redemption order will not be given priority over subsequent redemption requests. Unexecuted parts of redemption orders are automatically postponed and may not be revoked by shareholders of the Sub-fund.

Exemption from redemption gates:

Subscription and redemption transactions on the same NAV date, for the same number of shares and by a single shareholder or beneficial owner (transactions known as “round trips”) are exempt from redemption gates. This exemption also applies to switches from one share class to another share class, on the same NAV date, for the same value and by a single shareholder or beneficial owner.

Share subscriptions and redemptions are executed in amounts or in shares or in thousandths of a share.

A switch from one share class to another share class within this Sub-fund or another Sub-fund of the SICAV is treated as a redemption transaction followed by a new subscription. Consequently, the tax system applicable to each subscriber depends on the tax provisions applicable to the subscriber’s individual situation and/or the investment jurisdiction of the SICAV. In case of uncertainty, subscribers should contact their adviser to obtain information about the tax regime applicable to them.

Unitholders are advised that orders sent to institutions responsible for receiving subscription and redemption orders must take into account the deadline for centralising orders that is applied to the transfer agent, Edmond de Rothschild (France). Consequently, the other institutions named may apply their own earlier deadline, in order to take into account transfer times to Edmond de Rothschild (France).

Place and method of publication of net asset value:

The Sub-fund’s net asset value can be obtained from the Management Company:

EDMOND DE ROTHSCHILD ASSET MANAGEMENT (France)

47, rue du Faubourg Saint-Honoré – 75401 Paris Cedex 08, France

➤ **Charges and fees**

Subscription and redemption fees:

Subscription and redemption fees increase the subscription price paid by the investor or reduce the redemption price. The fees payable to the sub-fund serve to offset the charges incurred by the sub-fund when investing and divesting investors’ monies. Fees which are not paid to the UCITS are paid to the Management Company, promoter, etc.

Fees payable by the investor on subscriptions and redemptions	Basis	Rate and scale
Subscription fee not payable to the EdR SICAV – Short Duration Credit Sub-fund	Net Asset Value x Number of shares	A CHF (H) shares: maximum 1%
		A EUR shares: maximum 1%
		A USD (H) share: maximum 1%
		B CHF (H) shares: maximum 1%
		B EUR shares: maximum 1%
		B USD (H) shares: maximum 1%
		CR EUR shares: maximum 1%
		CR USD (H) shares: maximum 1%
		CRD EUR shares: maximum 1%
		CRD USD (H) shares: maximum 1%
		I CHF (H) shares: None
		I EUR shares: None
		I USD (H) shares: None
		J CHF (H) shares: None
		J EUR shares: None
J USD (H) shares: None		
K EUR shares: None		
N EUR shares: None		
O EUR shares: None		
Subscription fee payable to the EdR SICAV – Short Duration Credit Sub-fund	Net Asset Value x Number of shares	All classes of shares: None
Redemption fee not payable to the EdR SICAV – Short Duration Credit Sub-fund	Net Asset Value x Number of shares	All classes of shares: None
Redemption fee payable to the EdR SICAV – Short Duration Credit Sub-fund	Net Asset Value x Number of shares	All classes of shares: None

Operating and management fees:

These charges cover all costs charged directly to the sub-fund, with the exception of transaction charges.

Transaction charges include intermediary charges (brokerage fees, local taxes, etc.) as well as any transaction fees, if applicable, that may be charged by the Custodian and the Management Company, in particular.

The following fees may be charged on top of management and administration fees:

- Performance fees.
- Transaction fees charged to the Sub-fund.
- Fees linked to temporary purchases and sales of securities, if applicable.

The Management Company is required to pay a share of the UCI's financial management fees as remuneration to intermediaries such as investment companies, insurance companies, management companies, marketing intermediaries, distributors or distribution platforms who have signed an agreement on distributing, investing UCI equities or forming relationships with other investors. This remuneration is variable, and depends on the business relationship with the intermediary and on the improvement in the quality of services provided to the client, which can be justified by the recipient of this remuneration. This remuneration may be fixed or calculated based on the net assets subscribed as a result of the intermediary's actions. The intermediary may or may not be a member of the Edmond de Rothschild group. In accordance with the applicable regulations, each intermediary will provide the customer with any useful information on costs and fees, as well as their remuneration.

For more details regarding ongoing charges invoiced to the investor, please refer to the Key Information Documents (KIDs).

Fees charged to the SICAV	Basis	Rate and scale
Financial management fees	Net assets of the sub-fund	A CHF (H) shares: Maximum 0.70% incl. taxes
		A EUR share: Maximum 0.70% incl. taxes
		A USD (H) share: Maximum 0.70% incl. taxes
		B CHF (H) shares: Maximum 0.70% incl. taxes
		B EUR shares: Maximum 0.70% incl. taxes
		B USD (H) shares: Maximum 0.70% incl. taxes
		CR EUR shares: Maximum 0.45% incl. taxes
		CR USD (H) shares: Maximum 0.45% incl. taxes
		CRD EUR shares: Maximum 0.45% incl. taxes
		CRD USD (H) shares: Maximum 0.45% incl. taxes
		I CHF (H) share: Maximum 0.35% incl. taxes
		I EUR share: Maximum 0.35% incl. taxes
		I USD (H) shares: Maximum 0.35% incl. taxes
		J CHF (H) shares: Maximum 0.35% incl. taxes
		J EUR share: Maximum 0.35% incl. taxes
		J USD (H) shares: Maximum 0.35% incl. taxes
		K EUR shares: Maximum 0.45% incl. taxes
		N EUR shares: Maximum 0.20% incl. taxes
		O EUR shares: Maximum 0.20% incl. taxes
		Administrative costs external to the Management Company**, particularly custodian, appraiser and statutory auditor fees, etc.
A EUR share: Maximum 0.15% incl. taxes		
A USD (H) share: Maximum 0.15% incl. taxes		
B CHF (H) shares: Maximum 0.15% incl. taxes		
B EUR shares: Maximum 0.15% incl. taxes		
B USD (H) shares: Maximum 0.15% incl. taxes		
CR EUR shares: Maximum 0.15% incl. taxes		
CR USD (H) shares: Maximum 0.15% incl. taxes		
CRD EUR shares: Maximum 0.15% incl. taxes		
CRD USD (H) shares: Maximum 0.15% incl. taxes		
I CHF (H) share: Maximum 0.15% incl. taxes		
I EUR share: Maximum 0.15% incl. taxes		
I USD (H) shares: Maximum 0.15% incl. taxes		
J CHF (H) shares: Maximum 0.15% incl. taxes		
J EUR share: Maximum 0.15% incl. taxes		

		J USD (H) shares: Maximum 0.15% incl. taxes
		K EUR shares: Maximum 0.15% incl. taxes
		N EUR shares: Maximum 0.15% incl. taxes
		O EUR shares: Maximum 0.15% incl. taxes
Transaction fees	Deducted from each transaction	None
Performance fee (1)	Net assets of the sub-fund	A CHF (H) shares: Maximum 15% per annum of the outperformance compared with the benchmark, 50% of which comprises the ICE BofA 1-5 Year A-BBB Euro Corporate index hedged in CHF, coupons reinvested, and 50% of which comprises the ICE BofA BB-CCC 1-3 Year Euro Developed Markets High Yield Constrained index hedged in CHF, coupons reinvested
		A EUR share: Maximum 15% per annum of the outperformance compared with the benchmark, 50% of which comprises the ICE BofA 1-5 Year A-BBB Euro Corporate index, coupons reinvested, and 50% of which comprises the ICE BofA BB-CCC 1-3 Year Euro Developed Markets High Yield Constrained index, coupons reinvested
		A USD (H) share: Maximum 15% per annum of the outperformance compared with the benchmark, 50% of which comprises the ICE BofA 1-5 Year A-BBB Euro Corporate index hedged in USD, coupons reinvested, and 50% of which comprises the ICE BofA BB-CCC 1-3 Year Euro Developed Markets High Yield Constrained index hedged in USD, coupons reinvested
		B CHF (H) shares: Maximum 15% per annum of the outperformance compared with the benchmark, 50% of which comprises the ICE BofA 1-5 Year A-BBB Euro Corporate index hedged in CHF, coupons reinvested, and 50% of which comprises the ICE BofA BB-CCC 1-3 Year Euro Developed Markets High Yield Constrained index hedged in CHF, coupons reinvested
		B EUR shares: Maximum 15% per annum of the outperformance compared with the benchmark, 50% of which comprises the ICE BofA 1-5 Year A-BBB Euro Corporate index, coupons reinvested, and 50% of which comprises the ICE BofA BB-CCC 1-3 Year Euro Developed Markets High Yield Constrained index, coupons reinvested
		B USD (H) shares: Maximum 15% per annum of the outperformance compared with the benchmark, 50% of which comprises the ICE BofA 1-5 Year A-BBB Euro Corporate index hedged in USD, coupons reinvested, and 50% of which comprises the ICE BofA BB-CCC 1-3 Year Euro Developed Markets High Yield

		Constrained index hedged in USD, coupons reinvested
		CR EUR shares: Maximum 15% per annum of the outperformance compared with the benchmark, 50% of which comprises the ICE BofA 1-5 Year A-BBB Euro Corporate index, coupons reinvested, and 50% of which comprises the ICE BofA BB-CCC 1-3 Year Euro Developed Markets High Yield Constrained index, coupons reinvested
		CR USD (H) shares: Maximum 15% per annum of the outperformance compared with the benchmark, 50% of which comprises the ICE BofA 1-5 Year A-BBB Euro Corporate index hedged in USD, coupons reinvested, and 50% of which comprises the ICE BofA BB-CCC 1-3 Year Euro Developed Markets High Yield Constrained index hedged in USD, coupons reinvested
		CRD EUR shares: Maximum 15% per annum of the outperformance compared with the benchmark, 50% of which comprises the ICE BofA 1-5 Year A-BBB Euro Corporate index, coupons reinvested, and 50% of which comprises the ICE BofA BB-CCC 1-3 Year Euro Developed Markets High Yield Constrained index, coupons reinvested
		CRD USD (H) shares: Maximum 15% per annum of the outperformance compared with the benchmark, 50% of which comprises the ICE BofA 1-5 Year A-BBB Euro Corporate index hedged in USD, coupons reinvested, and 50% of which comprises the ICE BofA BB-CCC 1-3 Year Euro Developed Markets High Yield Constrained index hedged in USD, coupons reinvested
		I CHF (H) share: Maximum 15% per annum of the outperformance compared with the benchmark, 50% of which comprises the ICE BofA 1-5 Year A-BBB Euro Corporate index hedged in CHF, coupons reinvested, and 50% of which comprises the ICE BofA BB-CCC 1-3 Year Euro Developed Markets High Yield Constrained index hedged in CHF, coupons reinvested
		I EUR share: Maximum 15% per annum of the outperformance compared with the benchmark, 50% of which comprises the ICE BofA 1-5 Year A-BBB Euro Corporate index, coupons reinvested, and 50% of which comprises the ICE BofA BB-CCC 1-3 Year Euro Developed Markets High Yield Constrained index, coupons reinvested
		I USD (H) shares: Maximum 15% per annum of the outperformance compared with the benchmark, 50% of which comprises the ICE BofA 1-5 Year A-BBB Euro Corporate index hedged in USD, coupons reinvested, and 50% of which comprises the ICE BofA

		BB-CCC 1-3 Year Euro Developed Markets High Yield Constrained index hedged in USD, coupons reinvested
		J CHF (H) shares: Maximum 15% per annum of the outperformance compared with the benchmark, 50% of which comprises the ICE BofA 1-5 Year A-BBB Euro Corporate index hedged in CHF, coupons reinvested, and 50% of which comprises the ICE BofA BB-CCC 1-3 Year Euro Developed Markets High Yield Constrained index hedged in CHF, coupons reinvested
		J EUR share: Maximum 15% per annum of the outperformance compared with the benchmark, 50% of which comprises the ICE BofA 1-5 Year A-BBB Euro Corporate index, coupons reinvested, and 50% of which comprises the ICE BofA BB-CCC 1-3 Year Euro Developed Markets High Yield Constrained index, coupons reinvested
		J USD (H) shares: Maximum 15% per annum of the outperformance compared with the benchmark, 50% of which comprises the ICE BofA 1-5 Year A-BBB Euro Corporate index hedged in USD, coupons reinvested, and 50% of which comprises the ICE BofA BB-CCC 1-3 Year Euro Developed Markets High Yield Constrained index hedged in USD, coupons reinvested
		K EUR shares: None
		N EUR shares: None
		O EUR shares: None

*Including all taxes.

For this activity, the Management Company has not opted for VAT

** In the event of an increase in administrative fees external to the Management Company of 0.10% (incl. taxes) or less per annum, the Management Company may inform shareholders of the Sub-fund by any means. In the event of an increase of more than 0.10% (incl. taxes) per annum, shareholders will be informed individually and offered the chance to redeem their shares free of charge.

(1) Performance fee

Performance fees are payable to the Management Company in accordance with the following procedures:

Benchmark index:

- made up of 50% ICE BofA1-5 Year A-BBB Euro Corporate Index with coupons reinvested and 50% ICE BofA BB-CCC 1-3 Year Euro Developed Markets High Yield Constrained index with coupons reinvested for shares in EUR
- made up of 50% ICE BofA1-5 Year A-BBB Euro Corporate Index hedged in CHF with coupons reinvested and 50% ICE BofA BB-CCC 1-3 Year Euro Developed Markets High Yield Constrained index hedged in CHF with coupons reinvested for shares in CHF
- made up of 50% ICE BofA1-5 Year A-BBB Euro Corporate Index hedged in USD with coupons reinvested and 50% ICE BofA BB-CCC 1-3 Year Euro Developed Markets High Yield Constrained index hedged in USD with coupons reinvested for shares in USD

The performance fee is calculated by comparing the performance of the sub-fund's share with that of an indexed reference asset. The indexed reference asset reproduces the performance of the benchmark index, adjusted for subscriptions, redemptions and, where applicable, dividends.

When the share outperforms its benchmark index, a provision of 15% will be applied to its outperformance.

In cases where the sub-fund's share outperforms that of its benchmark index over the reference period—even if the share has had a negative performance—a performance fee may be charged.

A provision for performance fees will be made each time the net asset value is calculated.

When shares are redeemed, the Management Company receives the portion of the performance fee corresponding to the shares redeemed.

In the event of under-performance, the performance fee provision will be reduced by reversing the provision. The reversal cannot be more than the provision.

The reference periods shall end with the last net asset value for the month of September.

This performance fee is payable annually after the last net asset value for the reference period is calculated.

The reference period is a minimum of one year. The first reference period shall run from the date of creation of the share to the end date of the first reference period, ensuring compliance with the minimum term of one year.

At the end of the reference period, if the performance of the share is lower than that of its benchmark index over the reference period, no fee will be payable and the reference period will be extended by one year. The reference period may be extended four times and may therefore be greater than or equal to 5 years, but strictly less than 6 years.

At the end of a reference period of five years or more,

in the event that the performance of the share is lower than that of its benchmark index, no fee will be payable. A new reference period shall be established, beginning at the end of the sub-period of the reference period at the end of which the greatest relative performance (greatest outperformance or least underperformance) is recorded. "Sub-periods" mean the sub-periods starting at the beginning of the reference period and ending at the end of each crystallisation date within the reference period.

if the performance of the share exceeds that of its benchmark index, a fee is payable. The reference period is renewed, and a new reference period shall begin at the end of the one that is ending.

At the end of reference period t:

- If the difference between the NAV of the share and its target NAV is positive, a performance fee will be implemented and charged. This NAV becomes the new reference NAV,

and a new reference period shall begin at the end of this reference period.

- If the difference between the NAV of the sub-fund and its target NAV is negative, a performance fee will not be implemented or charged; and:

- if the share has a reference period of less than five years, it will be extended by one year. The reference NAV then remains unchanged.

- when the reference period is greater than or equal to 5 years, the cumulative outperformance at the end of each sub-period of the reference period is recorded. The sub-periods making up the reference period are the following: [t-5; t-4], [t-5; t-3], [t-5; t-2], [t-5; t-1], [t-5; t]. A new reference period shall be established, beginning at the end of the sub-period with the highest relative performance. The Reference NAV becomes equal to the NAV of the share at the end of that sub-period.

Calculation method

Amount of provision = $\text{MAX}(0; \text{NAV}(t) - \text{Target NAV}(t)) \times \text{performance fee rate}$

NAV (t): net assets at the end of year t

Reference NAV: last net asset value of the previous reference period

Reference date: date of reference NAV

Target NAV (t) = Reference NAV x (benchmark index value on date t/benchmark index value on the reference date) adjusted for subscriptions, redemptions and dividends.

Examples:

The examples below are based on the assumption of zero subscriptions, redemptions and dividends.

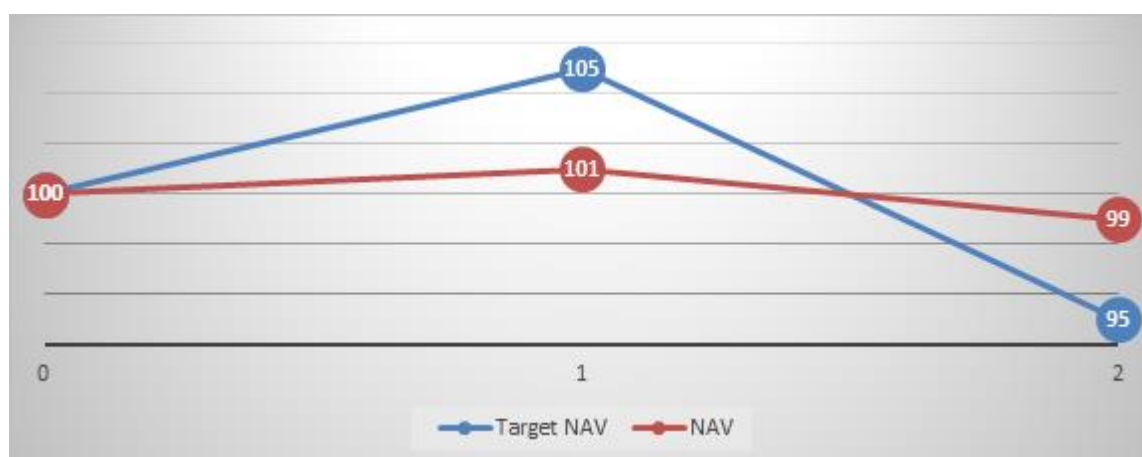
Example 1:

Period	0	1	2
Target NAV	100	105	95
NAV	100	101	99
Basis of calculation: NAV-Target NAV		-4	4

Period	Combined share performance*	Combined index performance*	Combined relative performance*	Share performance in previous year	Index performance in previous year	Relative performance in previous year	Charged fee**	Renewed period "R" / Extended period "E" or Deferred period "D"
0-1	1	5	-4	1	5	-4	No	E
0-2	-1	-5	4	-2	-10	8	Yes	R

*from start of reference period

** for outperformance



0-1 period: The NAV for the reference period is less than the Target NAV (101 versus 105, differential/relative performance from start of reference period -4). No performance fee is therefore charged and the initial one-year reference period is extended by an additional year. The reference NAV is unchanged.

0-2 period: The NAV for the reference period is higher than the Target NAV (99 versus 95, differential/relative performance from start of reference period of 4). Absolute performance from the start of the reference period is negative (end of reference period NAV: 99 < NAV start of reference period: 100). A performance fee is charged, its basis of calculation is equal to the combined relative performance since the start of the reference period (4). Its amount is equal to the basis of calculation multiplied by the performance fee rate. The reference period is renewed and a new reference NAV is set at 99.

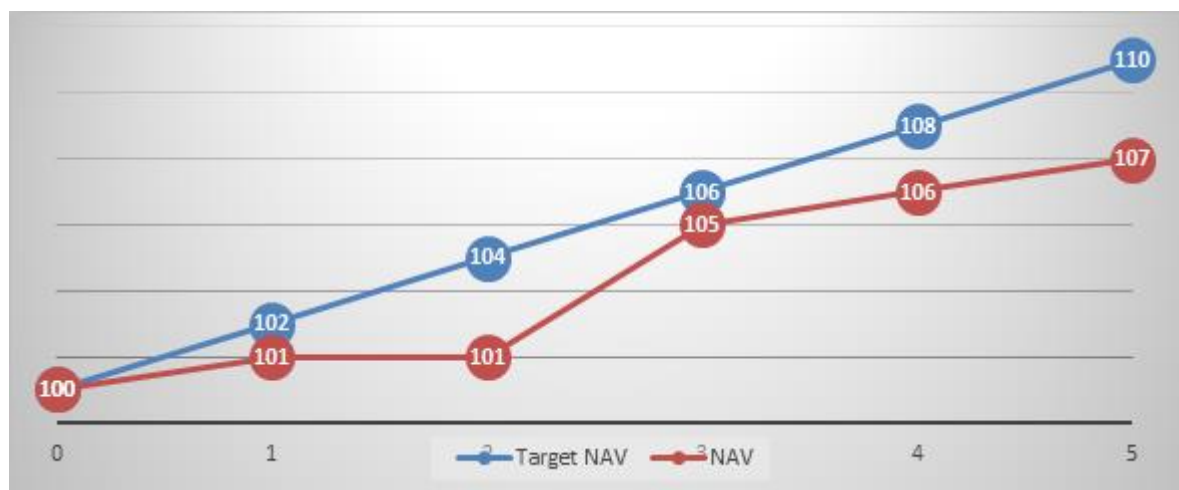
Example 2:

Period	0	1	2	3	4	5
Target NAV	100	102	104	106	108	110
NAV	100	101	101	105	106	107
Basis of calculation: NAV-Target NAV		-1	-3	-1	-2	-3

Period	Combined share performance*	Combined index performance*	Combined relative performance*	Share performance in previous year	Index performance in previous year	Relative performance in previous year	Application of a fee	Renewed period "R" / Extended period "E" or Deferred period "D"
0-1	1	2	-1	1	2	-1	No	E
0-2	1	4	-3	0	2	-2	No	E
0-3	5	6	-1	4	2	2	No	E
0-4	6	8	-2	1	2	-1	No	E
0-5	7	10	-3	1	2	-1	No	D

*from start of reference period

** for outperformance



0–1 and 0–2 periods: The absolute performance generated over the period is positive (NAV>reference NAV) but the relative performance is negative (NAV<Target NAV). No performance fee is charged. The reference period is extended by one year at the end of the first year and by an additional year at the end of the second year. The reference NAV is unchanged.

0–3 period: The absolute performance generated over the period is positive (5) and the relative performance generated over the year is positive (4), but the cumulative relative performance since the start of the reference period (0–3) is negative (-1). Therefore, no performance fee is charged. The reference period is extended by an additional year. The reference NAV is unchanged.

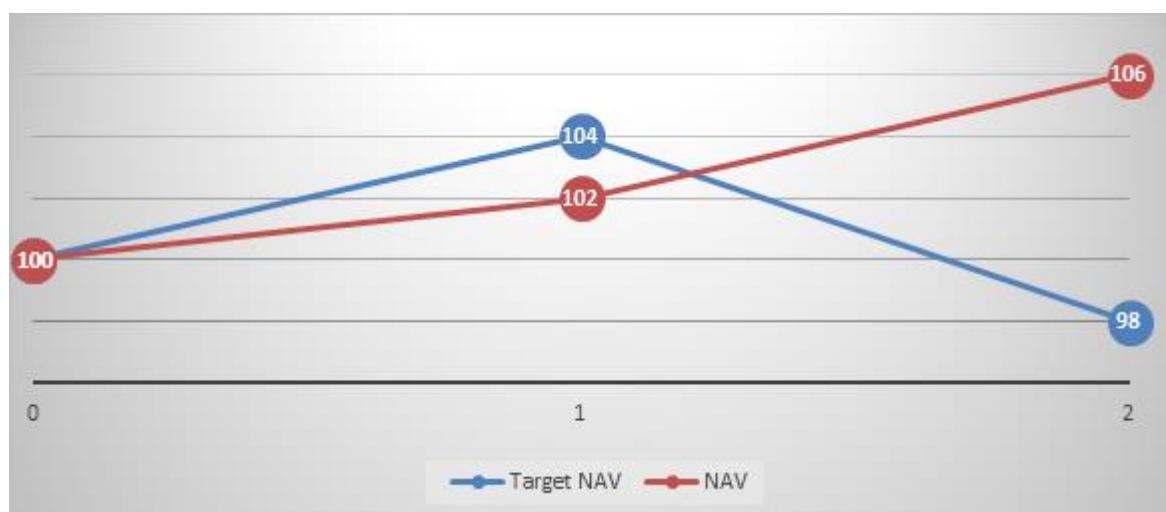
0–4 period: Negative relative performance over the period, no performance fee, the reference period is extended again by an additional year for the fourth and last time. The reference NAV is unchanged.

0–5 period: Relative performance over a negative period, no performance fee is charged. The reference period has reached its maximum duration of five years and therefore cannot be extended. A new reference period is established, beginning at the end of year 3, with the year-end NAV of year 3 as the reference NAV (105: year-end NAV over the current reference period having the highest combined relative performance, in this case of -1).

Example 3:

Period	0	1	2
Target NAV	100	104	98
NAV	100	102	106
Basis of Calculation: NAV-Target NAV		-2	8

Period	Combined share performance*	Combined index performance*	Combined relative performance*	Share performance in previous year	Index performance in previous year	Relative performance in previous year	Application of a fee	Renewed period "R" / Extended period "E" or Deferred period "D"
0–1	2	4	-2	2	4	-2	No	E
0–2	6	-2	8	4	-6	10	Yes	R



0–1 period: Positive absolute performance but underperformance of -2 (102–104) over the reference period. No performance fee is charged. The reference period is extended by one year. The reference NAV is unchanged.

0–2 period: Positive absolute performance and outperformance of 8 (106–98). A performance fee is therefore charged with a basis of calculation of 8. The reference period is renewed, a new reference NAV is set at 106.

Example 4:

Period	0	1	2	3	4	5	6
Target NAV	100	108	110	118	115	110	111
NAV	100	104	105	117	103	106	114
Reference NAV	100	100	100	100	100	100	117
Basis of Calculation: NAV-Target NAV		-4	-5	-1	-12	-4	3

Period	Combined share performance *	Combined index performance *	Combined relative performance *	Share performance in previous year	Index performance in previous year	Relative performance in previous year	Application of a fee	Renewed period "R" / Extended period "E" or Deferred period "D"	Change in reference NAV
0–1	4	8	-4	4	8	-4	No	E	No
0–2	5	10	-5	1	2	-1	No	E	No
0–3	17	18	-1	11	7	4	No	E	No
0–4	3	15	-12	-12	-3	-9	No	E	No
0–5	6	10	-4	3	-4	7	No	D	Yes
3–6	-3	-5	3***	8	2	6	Yes	R	Yes

*from start of reference period

** for outperformance

*** rounded

0–1 period: The performance of the share is positive (4) but lower than that of the benchmark index (8) over the reference period. No performance fee is payable. The reference period is extended by one year. The reference NAV remains unchanged (100).

0–2 period: The performance of the share is positive (5) but lower than that of the benchmark index (10) over the reference period. Therefore, no performance fee is payable. The reference period is extended by one year. The reference NAV remains unchanged (100).

0–3 period: The performance of the share is positive (17) but lower than that of the benchmark index (18) over the reference period. Therefore, no performance fee is payable. The reference period is extended by one year. The reference NAV remains unchanged (100).

0–4 period: The performance of the share is positive (3) but lower than that of the benchmark index (15) over the reference period. Therefore, no performance fee is payable. The reference period is extended by one year. The reference NAV remains unchanged (100).

0–5 period: The performance of the share is positive (6) but lower than that of the benchmark index (10) over the reference period. Therefore, no performance fee is payable. The reference period has reached its maximum duration of five years and therefore cannot be extended. A new reference

period shall be established, beginning at the end of year 3, with the year-end NAV of year 3 as the reference NAV (117: year-end NAV over the current reference period having the highest combined relative performance, in this case of -1).

3–6 period: The performance of the share is negative (-3) but higher than that of the benchmark index (-5). A performance fee is therefore charged, with the basis of calculation being the combined relative performance since the beginning of the period, i.e. NAV (114)-Target NAV (111): 3. The reference NAV becomes the NAV at the end of the period (114). The reference period is renewed.

Fees linked to research as defined by Article 314-21 of the AMF General Regulation may be charged to the Sub-fund up to the value of 0.01% of its net asset value.

Any retrocession of management fees for the underlying UCIs and investment funds collected by the EdR SICAV – Short Duration Credit Sub-fund will be repaid to the Sub-fund. The rate of management fees applicable to the underlying UCIs and investment funds will be valued by taking into account any retrocessions collected by the Sub-fund.

In the exceptional case that a sub-custodian applies an unanticipated transaction fee not set out in the terms and conditions above, with regard to a specific transaction, a description of the transaction and the transaction fees charged will be specified in the management report of the SICAV.

Shareholders can find out more information in the SICAV's annual report.

Procedure for selecting intermediaries:

In accordance with the AMF General Regulation, the Management Company has established a Best Selection/Best Execution policy for intermediaries and counterparties.

The purpose of this policy is to select, according to various predetermined criteria, the brokers and intermediaries whose execution policy will achieve the best possible results when executing orders. The Edmond de Rothschild Asset Management (France) Policy is available on its website: www.edram.fr.

Calculation and allocation of the proceeds resulting from temporary purchases and sales of securities and any equivalent transaction under foreign law:

Repurchase agreements are conducted through Edmond de Rothschild (France) according to the prevailing market conditions at the time of the transaction.

The operating costs and expenses linked to these transactions are borne by the Sub-fund. Income generated by these transactions is paid in full to the Sub-fund.

Calculation and allocation of the proceeds resulting from total return swaps (TRS) and any equivalent transaction under foreign law:

The operating costs and expenses linked to these transactions are borne by the Sub-fund. Income generated by these transactions is paid in full to the Sub-fund.

EdR SICAV – Tech Impact

➤ **Date created**

The Sub-fund was approved by the French financial markets authority (Autorité des Marchés Financiers – AMF) on 05 June 2020.

The Sub-fund was created on 29 June 2020.

➤ **ISIN code**

A EUR shares:	FR0013488244
A USD shares:	FR0050000720
B EUR shares:	FR0013488251
CR EUR shares:	FR0013488269
CR USD shares:	FR0050000738
CRD EUR shares:	FR0013488277
I EUR shares:	FR0013488285
I USD shares:	FR0050000704
J EUR shares:	FR0013519949
J USD shares:	FR0050000712
K EUR shares:	FR0013488293
N EUR shares:	FR0013488301
S EUR shares:	FR0013532918

➤ **Specific tax regime**

None

➤ **Exposure to other foreign UCITS, AIFs or investment funds**

Up to 10% of its net assets.

➤ **Management objective**

The Sub-fund's objective is to achieve a performance net of management fees that is greater than that of its benchmark index, over a recommended investment horizon of more than five years, by investing in companies on the international equity markets that focus their activities on technological innovation and that seek to combine financial return and sound ESG practices. These companies will be selected on the basis of an analysis that combines financial return and compliance with non-financial criteria. Through its investments, the Sub-fund will seek to develop the global technological ecosystem and more particularly the European technological ecosystem.

The Sub-fund is actively managed, which means that the Manager makes investment decisions with the aim of achieving the Sub-fund's objective and investment policy. This active management includes taking decisions related to asset selection, regional allocation, sectoral views and overall market exposure. The Manager is in no way limited by the composition of the benchmark index in the positioning of the portfolio, and the Sub-fund may not hold all the components of the benchmark index or indeed any of the components in question. The Sub-fund may diverge wholly or significantly from the benchmark index or, occasionally, very little.

➤ **Benchmark index**

For information purposes, the Sub-fund's performance may be compared to the MSCI ACWI Information Technology NR Index expressed in euros, or in US Dollars for units denominated in that currency.

The MSCI ACWI Information Technology NR Index reflects the variation in technology stocks on the international developed and emerging markets. This index is calculated with net dividends reinvested. You can find more information on this index on the website www.msci.com.

MSCI Limited (website: <http://www.msci.com>), the administrator responsible for the benchmark MSCI ACWI Information Technology Index, is not included in the register of administrators and benchmark indices held by ESMA and benefits from the transitional regime provided for under Article 51 of the BMR.

In accordance with Regulation (EU) 2016/1011 of the European Parliament and of the Council of 8 June 2016, the Management Company has a procedure in place for monitoring the benchmark indices used, which sets out the action to be taken in the event that an index materially changes or ceases to be provided.

As the Fund's management is not index-linked, its performance may differ significantly from that of its benchmark, which serves only as a basis for comparison.

➤ **Investment strategy**

Strategies used:

In order to achieve its objective, the Manager will adopt a discretionary management strategy through selection based on an analysis of companies focusing their activities on technological innovation.

This selection will be based on both financial and non-financial criteria to meet socially responsible investment requirements.

Through these investments, the strategy will in particular seek to support the creation and development of a French and European technological ecosystem with impacts that include direct and indirect job creation, investment in research and development and new technological expertise.

As such, the Manager monitors measurable performance indicators: the number of jobs created by European companies in the portfolio and the job creation levels in that same area, research and development (R&D) expenditure as a proportion of revenue and other indicators with a social, environmental and governance impact. This list of indicators is not exhaustive. The Sub-fund's impact report is available on the Management Company's website.

The management philosophy of the Sub-fund is to invest in undertakings whose strategic and operational decisions are guided by overall performance – economic and financial, social-societal, governance-related and environmental – in compliance with the respect and trust of their internal and external stakeholders.

The portfolio will be managed dynamically: it will be regularly adapted with a view to adapting it to market developments and to the convictions of the management team.

The Sub-fund's ESG investment universe is composed of international companies with a market capitalisation of more than €100 million that are specialised in information technology and have been subjected to non-financial analysis.

The Management Company may select securities from outside of this ESG universe. It will, however, ensure that the selected ESG universe is a relevant means of comparison for the Sub-fund's ESG rating.

The investment process begins by identifying technological innovation themes that enable new products, activities or services and that have an impact on the technological ecosystem. These themes include (but are not limited to) cloud computing, artificial intelligence and data analysis, automation and robotics, and the internet of things.

These themes go significantly beyond the traditional technology sector as it exists in the major market indices. The Sub-fund may also invest in (without being limited to) the following sectors: industry (such as robotics), communication services (such as social networks), healthcare (such as genome analysis), finance (such as payment technologies), consumption (such as e-commerce) and energy (such as alternative energies). Studying each theme then allows the main leaders or beneficiaries of the innovation to be identified. The companies comprising the investment universe will be selected on the basis of an analysis meeting the non-financial criteria detailed below.

Analysis of non-financial criteria:

This analysis enables stock selection according to the Management Company's own ESG rating grid, which classifies securities according to the Environmental, Social and Governance criteria listed below:

Environment: energy consumption, greenhouse gas emissions, water, waste, pollution, environmental management strategy, green impact

Social: quality of employment, human resources management, social impact, health and safety

Governance: structure of governance bodies, remuneration policy, audit and internal control, shareholder interest

The SRI ratings model was formulated:

-using a Best-in-Universe approach, i.e. by favouring the best-performing companies regardless of their financial rating, size or sector.

-with differentiated weightings for the three ESG pillars for each sector depending on its specific challenges: this means that the three non-financial pillars are allocated a greater or lesser weighting depending on the sector in question, which

results in a different weighting for each of the three pillars. For example, a chemical company will be more affected by environmental issues whereas for a company in the business services sector, a greater weighting will be placed on social factors.

To determine if the company analysed embodies the characteristics of a responsible and sustainable company as defined by the Management Company, the latter carries out research to produce an internal ESG rating on a seven-point scale ranging from AAA to CCC. This rating is an aggregation of the results scored against the various ESG criteria in the rating grid determined by the analysts.

In the absence of an internal rating, the Manager uses an ESG rating provided by the external rating provider used by the Management Company.

At least 90% of the net assets in the portfolio receive either an internal ESG rating or a rating provided by an external rating agency.

The external rating agency used by the Management Company may not use the same rating method as the proprietary rating calculation approach. In general, the Manager is responsible for selecting securities that comply with the non-financial criteria that are most suited to the Management Company's approach.

Once this process has been applied, the investment universe will be reduced by 20% by eliminating the poorer non-financial ratings.

If an issuer's external ESG rating deteriorates, affecting the portfolio's ESG limits, the Management Company must conduct a detailed analysis of that issuer in order to determine whether it can be retained or whether it should be sold as soon as possible, in the interests of the investors.

Furthermore, the securities selection process also includes negative screening to exclude companies that contribute to the production of controversial weapons in compliance with international conventions in this area as well as companies that are exposed to activities related to thermal coal, unconventional fossil fuels or tobacco in accordance with the exclusion policy of Edmond de Rothschild Asset Management (France), which is available on its website. This negative screening helps mitigate sustainability risk.

Between 60% and 100% of the Sub-fund's net assets will be exposed to the international equity markets, either directly or indirectly via UCIs, financial contracts, ADRs (American depositary receipts), GDRs (global depositary receipts) and P-notes (participatory notes). ADRs/GDRs are tradeable certificates that are issued by custodian banks and represent a given number of shares in a company. P-notes are financial instruments that are issued by authorised investors on the Indian market and grant a right to the performance of a share in a given company.

The shares will be selected using the steps for identifying stocks that comply with the non-financial criteria.

Exposure to French and/or European companies will represent a minimum of 15% of net assets at the time the portfolio is created. This will reach a minimum of 30% from the portfolio's third year (the first day following a two-year period after the creation date of the portfolio) and will be set to a minimum of 50% from the fifth year (the first day following a four-year period after the creation date of the portfolio). The final objective of the strategy is to follow the technological innovation of French and/or European companies over time and depending on the depth of the market in question.

The Sub-fund may invest up to 20% of its assets in securities listed in Shanghai and Shenzhen via the use of the Shanghai-Hong Kong Stock Connect and Shenzhen-Hong Kong Stock Connect programmes. In addition to the individual risks of each issuing company, there are also external risks, particularly in these markets. Furthermore, investors are reminded that the operating and oversight conditions in these markets may differ from the standards that prevail on major international exchanges.

Given its investment strategy, the Sub-fund may be exposed to the equity markets of emerging countries up to a maximum of 85% of its net assets during the portfolio's first two years, 70% of its net assets for the next two years and 50% of its net assets from the portfolio's fifth year.

Investment via UCIs will be limited to 10% of net assets.

Up to 40% of the Sub-fund's net assets may be invested in debt securities and money market instruments from public or equivalent issuers or private issuers, at fixed and/or floating rates, with no restriction as regards geographical area or maturity. These instruments will be issued in the "investment grade" category (i.e. instruments with the lowest issuer default risk) defined by independent rating agencies, or with an equivalent internal rating from the Management Company.

The selection of securities is not based automatically and exclusively on the rating criterion. It is mainly based on an internal analysis. Prior to each investment decision, the Management Company analyses each security on criteria other than its rating. In the event that an issuer in the “High Yield” category has its rating downgraded, the Management Company must conduct a detailed analysis in order to decide whether to sell or retain the security, so as to maintain the rating objective.

The Sub-fund may also invest up to 10% of its net assets in securities that are unrated but have an internal rating from the management company, or are rated as “high yield” (speculative securities for which the risk of issuer default is higher and which are rated below BBB- by Standard & Poor’s or an equivalent agency, or which have an equivalent internal rating from the management company).

The selection of securities is not based automatically and exclusively on the rating criterion. It is mainly based on an internal analysis. Prior to each investment decision, the Management Company analyses each security on criteria other than its rating. In the event that an issuer in the “High Yield” category has its rating downgraded, the Management Company must conduct a detailed analysis in order to decide whether to sell or retain the security, so as to maintain the rating objective.

Subject to a limit of 100% of net assets, the Sub-fund may invest in financial contracts traded on regulated, organised or over-the-counter international markets.

On an ancillary basis, the Sub-fund may also hold up to 10% of its net assets in embedded derivatives. The use of instruments with embedded derivatives will not increase the Fund’s overall exposure to equity risk to more than 100% of its net assets.

The Sub-fund, which aims to invest in stocks without distinguishing by geographic region, may hold securities not denominated in euros, thereby exposing itself to currency risk, up to a maximum of 85% of its net assets during the portfolio’s first two years, 70% of its net assets for the next two years and up to 50% of its net assets from the portfolio’s fifth year. Depending on the Manager’s expectations regarding downward currency movements, and in order to hedge against this risk, the Sub-fund may use forward currency contracts or currency swaps.

The shares will be selected using the steps for identifying stocks that comply with the previously mentioned non-financial criteria.

The Sub-fund promotes environmental, social and governance (ESG) criteria within the meaning of Article 8 of Regulation (EU) 2019/2088, known as the “Disclosure Regulation” or “SFDR”, and is subject to sustainability risk as defined in the Risk Profile section of the prospectus.

The Sub-fund integrates sustainability risk and takes into account the main negative impacts in its investment decisions.

As part of its proprietary ESG analysis method, Edmond de Rothschild Asset Management (France) takes into account, to the extent that data is available, the eligibility share and alignment with the taxonomy regarding the proportion of the turnover that is considered to be green or the investments aligned with this. We take into account the figures published by businesses or estimated by external service providers. We always consider the environmental impact, according to sectoral specificities. The carbon footprint on relevant parameters, the company’s climate strategy and greenhouse gas reduction goals can also be analysed, as well as the environmental added value of products or services, eco-design etc.

The Manager therefore analyses whether the activity, primarily capital investments, is in line with the taxonomy, without this being a management constraint.

However, this approach does not guarantee a minimum alignment with the taxonomy. Therefore, the percentage of investments aligned with the Taxonomy is currently 0%.

Assets:

Equities

Between 60% and 100% of the portfolio’s net assets are exposed to international equities and equivalent securities (ADRs, GDRs, P-notes) of all capitalisations that focus their activities on technological innovation. The securities selection process will give priority to investment policies focused on equities whose price growth projections exceed the market average. The geographic allocation will be achieved via investment in various international stock

exchanges, including emerging markets. The shares will be selected using the steps for identifying stocks that comply with the previously mentioned non-financial criteria.

Debt securities and money-market instruments

Up to 40% of the Sub-fund's net assets may be invested in debt securities and money market instruments from public or equivalent issuers or private issuers, at fixed and/or floating rates, with no restriction as regards geographical area or maturity. These instruments will be issued in the Investment Grade category (i.e. those for which the issuer default risk is lowest) as defined by independent ratings agencies or with an equivalent internal rating from the Management Company, but, up to a maximum of 10%, they may also be unrated with an internal rating from the Management Company or be rated High Yield (speculative securities for which the risk of default by the issuer is greater, Standard and Poor's or equivalent rating below BBB- or with an equivalent internal rating from the Management Company).

The selection of securities is not based automatically and exclusively on the rating criterion. It is mainly based on an internal analysis. Prior to each investment decision, the Management Company analyses each security on criteria other than its rating. In the event that an issuer in the "High Yield" category has its rating downgraded, the Management Company must conduct a detailed analysis in order to decide whether to sell or retain the security, so as to maintain the rating objective. The instruments will be selected using the steps for identifying stocks that comply with the previously mentioned non-financial criteria.

Shares or units of other foreign UCITS, AIFs or investment funds

The Sub-fund may hold up to 10% of its assets in units or shares of French or foreign UCITS or French AIFs, regardless of their classification, in order to diversify exposure to other asset classes, or invest in other more specific sectors (for example: technology, healthcare, environment), including exchange-traded funds (ETFs), with a view to increasing exposure to the equity markets or to diversify exposure to other asset classes (such as commodities or property).

Within this 10% limit, the Sub-fund may also invest in shares or units of foreign AIFs and/or foreign investment funds that meet the regulatory eligibility criteria.

These UCIs and investment funds may be managed by the Management Company or by an affiliated company.

The units or shares of the selected UCIs will not be subject to a non-financial analysis.

Derivatives

The Sub-fund may invest up to 100% of the assets in financial contracts traded on international regulated, organised, or over-the-counter markets in order to conclude:

- equity option contracts in order to reduce equity volatility and increase the Sub-fund's exposure,
- futures contracts in order to manage equity exposure and index contracts,
- forward foreign exchange contracts or currency swaps in order to hedge exposure to specific currencies in the case of equities outside the eurozone.

The use of financial contracts will not result in an overall increase of the Sub-fund's exposure to equity risk in excess of 100%. The options and futures contracts will be selected using the steps for identifying stocks that comply with the previously mentioned non-financial criteria.

The Sub-fund will not use total return swaps.

In order to significantly limit the total counterparty risk of instruments traded over the counter, the Management Company may receive cash collateral which will be deposited with the custodian and will not be reinvested.

Securities with embedded derivatives

The sub-fund may invest up to 10% of its net assets in securities with embedded derivatives. The strategy for the use of embedded derivatives is the same as that set out for derivatives.

It concerns warrants, subscription warrants or callable and puttable bonds.

These instruments will be selected using the steps for identifying stocks that comply with the previously mentioned non-financial criteria.

Deposits

The Sub-fund may hold up to a maximum of 10% of its net assets in deposits with the custodian.

Cash borrowings

The sub-fund is not intended to be a cash borrower. However, a liability position may exist at certain points due to transactions related to the Sub-fund's cash flows (ongoing investments and divestments, subscription/redemption transactions, etc.), up to a limit of 10% of the net assets.

Temporary purchases and sales of securities

None.

➤ ***Investments between Sub-funds***

The Sub-fund may invest up to 10% of its net assets in another sub-fund of the SICAV Edmond de Rothschild Fund. The overall investment in other sub-funds of the SICAV is limited to 10% of its net assets.

➤ ***Risk profile***

Your money will primarily be invested in financial instruments selected by the Management Company. These instruments will be subject to market trends and fluctuations.

The risk factors described below are not exhaustive. It is the responsibility of each investor to analyse the risk associated with such an investment and to form his/her own opinion independently of the Edmond de Rothschild Group by obtaining as much specialist advice on such matters as is necessary in order to ensure this investment is appropriate for his/her financial and legal position and investment term.

Risk of capital loss:

The Sub-fund does not guarantee or protect the capital invested, so investors may not recover the full amount of the capital they initially invested, even if they retain the shares for the duration of the recommended investment period.

Discretionary management risk:

The discretionary management style is based on anticipating trends in the various markets (equities, bonds, money market, commodities and currencies). There is a risk that the sub-fund may not be invested in the best-performing markets at all times. The Sub-fund's performance may therefore be lower than the investment objective, and a drop in its net asset value may lead to negative performance.

Credit risk:

The main risk linked to debt securities and/or money market instruments such as treasury bills (BTFs and BTANs) or short-term negotiable securities is that of issuer default, due either to the non-payment of interest and/or the non-repayment of capital. Credit risk is also associated with the downgrading of an issuer. Shareholders are reminded that the net asset value of the Sub-fund is likely to fall if a total loss is recorded on a financial instrument following default by an issuer. The inclusion of debt securities in the portfolio, whether directly or through UCIs, exposes the Sub-fund to the effects of variations in credit quality.

Credit risk associated with investment in speculative securities:

The Sub-fund may invest in issues from companies rated as non-investment grade by a rating agency (with a rating below BBB- from Standard & Poor's or equivalent) or an equivalent internal rating from the Management Company. These issues are known as speculative securities and present a higher risk of issuer default. This Sub-fund should therefore be considered partly speculative and as being aimed specifically at investors who are aware of the risks inherent in investing in such securities. As a result, the use of high-yield securities (speculative securities with a higher risk of issuer default) may incur a greater risk of a fall in the net asset value.

Interest rate risk:

The exposure to interest rate products (debt securities and money market instruments) makes the sub-fund sensitive to interest rate fluctuations. Interest rate risk might result in a fall in the value of the security and thus the net asset value of the sub-fund in the event of a change in the yield curve.

Risk associated with investing in emerging markets:

The Sub-fund may be exposed to emerging markets. In addition to the individual risks of each issuing company, there are also external risks, particularly in these markets. Furthermore, investors are reminded that the operating and oversight conditions in these markets may differ from the standards that prevail on major international exchanges. Consequently, the holding of such securities may increase the portfolio's risk profile.

A fall in the market may thus be more pronounced and rapid than in developed countries, the net asset value may fall further and more rapidly, and finally, the companies held in the portfolio may have governments as shareholders.

Currency risk:

The capital may be exposed to currency risk when its constituent securities or investments are denominated in a different currency from that of the Sub-fund. Currency risk is the risk of a fall in the exchange rate of the base currency of financial instruments in the portfolio against the Sub-fund's base currency, the euro, which may lead to a fall in the net asset value.

Equity risk:

The value of a share may vary as a result of factors related to the issuing entity but also as a result of external political or economic factors. Fluctuations in the equity and convertible bond markets, whose performance is in part correlated with that of the underlying equities, may lead to substantial variations in the net assets, which could have a negative impact on the performance of the sub-fund's net asset value.

Risk associated with financial and counterparty contract commitments:

The use of financial contracts may entail the risk of a sharper, more abrupt fall in the net asset value than in the markets in which the Sub-fund invests. Counterparty risk results from the sub-fund's use of financial contracts traded on over-the-counter markets and/or of temporary purchases and sales of securities. Such transactions potentially expose the sub-fund to the risk of one of its counterparties defaulting and to a possible decrease in its net asset value.

Liquidity risk:

The markets in which the Sub-fund trades may occasionally be affected by a lack of liquidity. These market conditions may affect the prices at which the Sub-fund may have to liquidate, initiate or modify positions.

Risk associated with derivatives:

The Sub-fund may invest in forward financial instruments (derivatives).

The use of financial contracts may entail the risk of a sharper, more abrupt fall in the net asset value than in the markets in which the Sub-fund invests.

Risk associated with small and mid-caps:

Securities of small- and mid-cap companies may be significantly less liquid and more volatile than those of large-cap companies. As a result, the Sub-fund's net asset value may fluctuate significantly and more rapidly.

Sustainability risk:

Means an environmental, social or governance event or condition that, if it occurs, could cause a significant negative, material or potential, impact on the value of the investment. The Fund's investments are exposed to a sustainability risk that could have a significant negative impact on the value of the Fund. Consequently, the Manager identifies and analyses sustainability risks as part of their investment policy and investment decisions.

Risks associated with ESG criteria:

The integration of ESG and sustainability criteria into the investment process may exclude securities from certain issuers on non-investment grounds and, consequently, certain market opportunities that are available to funds that do not use ESG or sustainability criteria may not be available to the Sub-fund, and the Sub-fund's performance may at times be better or worse than that of comparable funds that do not use ESG or sustainability criteria. Asset selection may be based in part on a proprietary ESG rating process or on exclusion lists ("ban lists") which are partly based on third-party data. The lack of common or harmonised definitions and labels that incorporate ESG and sustainability criteria at EU level may cause managers to adopt different approaches when defining the ESG objectives and determining whether these objectives have been achieved by the funds they manage. This also means that it may be difficult to compare strategies that include ESG and sustainability criteria, given that the selection and weightings applied to the selected investments may, to some extent, be subjective or based on indicators that may share the same name, but whose underlying meanings are different. Investors are advised that the subjective value that they may or may not assign to certain types of ESG criteria may differ substantially from the Financial Manager's methodology. The lack of harmonised definitions may also result in certain investments not benefiting from preferential tax regimes or tax credit schemes, as a result of ESG criteria being valued differently than initially envisaged.

➤ **Guarantee or protection**

None.

➤ **Eligible subscribers and typical investor profile**

This Sub-fund is aimed at investors wishing to achieve greater returns on their savings through eurozone companies focusing their activities on technological innovation and with an active sustainable development policy.

A EUR, A USD and B EUR shares: All subscribers

CR EUR, CR USD and CRD EUR shares: All subscribers; these shares may be marketed to retail investors (non-professional or professional) exclusively in the following cases:

- Subscription as part of independent advice provided by a financial advisor or regulated financial entity,
- Subscription as part of non-independent advice, with a specific agreement that does not authorise them to receive or retain trailer fees,
- Subscription by a regulated financial entity on behalf of its client as part of a management mandate.

In addition to the management fees charged by the Management Company, each financial advisor or regulated financial entity may be liable to pay the management or advisory fees incurred by each investor. The Management Company is not party to such agreements.

Shares are not registered for marketing in all countries. They are therefore not open to subscription for retail investors in all jurisdictions.

The person responsible for ensuring that the criteria related to the capacity of subscribers or purchasers have been observed, and that they have received the required information, is the person entrusted with effectively implementing marketing for the SICAV. Investors' attention is drawn to the risks inherent in this type of security, as described in the "Risk Profile" section.

I EUR, I USD, J EUR, J USD, K EUR, N EUR and S EUR shares: Legal entities and institutional investors dealing on their own behalf or on behalf of third parties.

The shares of this Sub-fund are not and will not be registered in the United States under the US Securities Act of 1933, as amended ("Securities Act 1933"), or under any other law of the United States. These shares may not be offered, sold or transferred to the United States (including its territories and possessions) or benefit, directly or indirectly, any US Person (as defined by Regulation S of the Securities Act 1933).

The Sub-fund may either subscribe to units or shares of target funds likely to participate in initial public offerings for US securities ("US IPOs") or directly participate in US initial public offerings ("US IPOs"). The Financial Industry Regulatory Authority (FINRA), in accordance with rules 5130 and 5131 of FINRA (the "Rules"), has decreed prohibitions regarding the eligibility of certain persons to participate in the allocation of US IPOs when the effective beneficiary(-ies) of such accounts are professionals in the financial services sector (including, among others, an owner or employee of a member of FINRA or a fund manager) (a "Restricted Person") or an executive officer or director of a US or non-US company that may be in a business relationship with a member of FINRA (an "Associated Person"). The Sub-fund may not be offered or sold for the benefit or on behalf of a "US Person" as defined by "Regulation S" nor to investors considered as Restricted Persons or Associated Persons in relation to the FINRA Rules. Investors should consult their legal advisor if there are any doubts about their legal status.

The appropriate amount to invest in this sub-fund depends on your personal situation. To determine that amount, shareholders are encouraged to seek professional advice in order to diversify their investments and determine the proportion of their financial portfolio or assets to be invested in this Sub-fund, specifically in view of the recommended investment period and exposure to the aforementioned risks, and their personal wealth, needs and specific objectives. In all cases, shareholders must diversify their portfolio sufficiently to avoid being exposed solely to the risks of this Sub-fund.

Recommended investment period: more than 5 years

➤ **Procedures for determining and allocating income**

Distributable income	“A EUR”, “A USD”, “CR EUR”, “I EUR”, “I USD”, “K EUR”, “N EUR” and “S EUR” shares	“B EUR”, “CRD EUR”, “J EUR” and “J USD” shares
Allocation of net income	Accumulation	Distribution
Allocation of net realised gains or losses	Accumulation	Accumulated (in full or in part) or distributed (in full or in part) or carried forward (in full or in part) based on the decision of the Management Company

Where distribution shares are concerned, the Sub-fund’s Management Company may decide to distribute one or more interim dividends on the basis of the financial positions certified by the Statutory Auditor.

➤ **Distribution frequency**

Accumulation shares: not applicable

Distribution shares: annual with the possibility of interim dividends. The payment of distributable income takes place within a period of no more than five months following the end of the financial year and within one month for interim dividends following the date of the position certified by the Statutory Auditor.

➤ **Share characteristics**

The Sub-fund has 13 share classes: “A EUR”, “A USD”, “B EUR”, “CR EUR”, “CR USD”, “CRD EUR”, “I EUR”, “I USD”, “J EUR”, “J USD”, “K EUR”, “N EUR” and “S EUR” shares

The A EUR share is denominated in Euros and expressed in shares or thousandths of a share.

The A USD share is denominated in US dollars and expressed in shares or thousandths of a share.

The B EUR share is denominated in Euros and expressed in shares or thousandths of a share.

The CR EUR share is denominated in Euros and expressed in shares or thousandths of a share.

The CR USD share is denominated in US dollars and expressed in shares or thousandths of a share.

The CRD EUR share is denominated in Euros and expressed in shares or thousandths of a share.

The I EUR share is denominated in Euros and expressed in shares or thousandths of a share.

The I USD share is denominated in US dollars and expressed in shares or thousandths of a share.

The J EUR share is denominated in Euros and expressed in shares or thousandths of a share.

The J USD share is denominated in US dollars and expressed in shares or thousandths of a share.

The K EUR share is denominated in Euros and expressed in shares or thousandths of a share.

The N EUR share is denominated in Euros and expressed in shares or thousandths of a share.

The S EUR share is denominated in Euros and expressed in shares or thousandths of a share.

➤ **Subscription and redemption procedures**

Date and frequency of net asset value calculation:

Daily, with the exception of public holidays and days on which the French and American markets are closed (according to the official Euronext Paris S.A. and NYSE calendars).

Initial net asset value:

A EUR shares: €100

A USD shares: USD 100

B EUR shares: €100

CR EUR shares: €100

CR USD shares: USD 100

CRD EUR shares: €100

I EUR shares: €100

I USD shares: USD 100

J EUR shares: €100

J USD shares: USD 100

K EUR shares: €100

N EUR shares: €100

S EUR shares: €100

Minimum initial subscription:

A EUR shares: 1 Share
 A USD shares: 1 Share
 B EUR shares: 1 Share
 CR EUR shares: 1 Share
 CR USD shares: 1 Share
 CRD EUR shares: 1 Share
 I EUR shares: €500,000
 I USD shares: USD 500,000
 J EUR shares: €500,000
 J USD shares: USD 500,000
 K EUR shares: €500,000
 N EUR shares: €15,000,000
 S EUR shares: €15,000,000

This sum does not apply to subscriptions made by the promoter, financial manager, custodian, or their associates.

Minimum subsequent subscriptions:

A EUR shares: 1 thousandth of a share
 A USD shares: 1 thousandth of a share
 B EUR shares: 1 thousandth of a share
 CR EUR shares: 1 thousandth of a share
 CR USD shares: 1 thousandth of a share
 CRD EUR shares: 1 thousandth of a share
 I EUR shares: 1 thousandth of a share
 I USD shares: 1 thousandth of a share
 J EUR shares: 1 thousandth of a share
 J USD shares: 1 thousandth of a share
 K EUR shares: 1 thousandth of a share
 N EUR shares: 1 thousandth of a share
 S EUR shares: 1 thousandth of a share

Subscription and redemption procedures:

Orders are executed in accordance with the table below.

Subscription and redemption processes are expressed in business days.

D is the net asset value calculation day:

Clearing of subscription orders	Clearing of redemption orders	Date of order execution	Publication of the net asset value	Settlement of subscriptions	Settlement of redemptions
D, before 12.30 p.m.	D, before 12.30 p.m.	D	D+1	D+3	D+3*

*In the event of the dissolution of the Sub-fund, redemptions will be settled within a maximum of five business days.

The Management Company has implemented a method of adjusting the Sub-fund's net asset value known as Swing Pricing. This mechanism is described in Section VII of the prospectus: "Asset valuation rules".

Redemption gates:

The Management Company may introduce redemption gates, which, in exceptional circumstances and provided they are in the interests of shareholders or the general public, enable redemption requests to be spread across several NAV (net asset value) dates once they exceed a given threshold.

Description of the method:

Once an objectively predetermined threshold of redemptions is reached on a particular NAV date, the Management Company may decide not to carry out all redemption requests on that NAV date. To establish this threshold, the Management Company takes into account the frequency of NAV calculation for the Sub-fund, the Sub-fund's management strategy and the liquidity of the assets in its portfolio.

The Management Company may apply redemption gates to the Sub-fund when the threshold of 5% of the net assets is reached. As the Sub-fund has multiple share classes, the trigger threshold will be the same for all of its share classes. This threshold of 5% takes into account cleared redemptions across all of the Sub-fund's assets, rather than being applied by share class.

The trigger threshold for the gates is based on the relationship between:

- the difference, on any given clearing date, between the total value of the redemptions and the total value of the subscriptions; and
- net assets of the Sub-fund.

When redemption requests exceed the trigger threshold of the redemption gates, the Sub-fund may nevertheless decide to honour redemption requests made beyond the predetermined threshold, by partially or fully executing the orders that could have been blocked.

For example, if the total volume of share redemption requests is 10% of the Sub-fund's net assets while the trigger threshold is set at 5% of the net assets, the SICAV may decide to honour redemption requests for up to 8% of the net assets, executing 80% of the redemption requests instead of the 50% it would execute if the 5% threshold was strictly applied.

Redemption gates may only be applied on a maximum of 20 NAV dates over 3 months.

Notifying shareholders:

When redemption gates are applied, shareholders of the Sub-fund will be notified by any means via the website <https://funds.edram.com>.

Shareholders of the Sub-fund whose redemption orders will not be executed will be informed individually as soon as possible.

Processing unexecuted orders:

While redemption gates are in operation, redemption orders will be executed in the same proportions for shareholders of the Sub-fund who have made a redemption request on a given NAV date.

The unexecuted part of the redemption order will not be given priority over subsequent redemption requests. Unexecuted parts of redemption orders are automatically postponed and may not be revoked by shareholders of the Sub-fund.

Exemption from redemption gates:

Subscription and redemption transactions on the same NAV date, for the same number of shares and by a single shareholder or beneficial owner (transactions known as "round trips") are exempt from redemption gates. This exemption also applies to switches from one share class to another share class, on the same NAV date, for the same value and by a single shareholder or beneficial owner.

Share subscriptions and redemptions are executed in amounts or in shares or in thousandths of a share.

A switch from one share class to another share class within this Sub-fund or another sub-fund of the SICAV is treated as a redemption transaction followed by a new subscription. Consequently, the tax system applicable to each subscriber depends on the tax provisions applicable to the subscriber's individual situation and/or the investment jurisdiction of the SICAV.

If there is any uncertainty, subscribers should contact their adviser to obtain information about the tax regime applicable to them.

Unitholders are advised that orders sent to institutions responsible for receiving subscription and redemption orders must take into account the deadline for centralising orders that is applied to the transfer agent, Edmond de Rothschild (France). Consequently, the other institutions named may apply their own earlier deadline, in order to take into account transfer times to Edmond de Rothschild (France).

Option to limit or discontinue the subscriptions:

The SICAV will cease issuing new S EUR shares as soon as the outstanding value of this share class reaches €200 million. S EUR shares therefore may not be subscribed to over this amount.

Place and method of publication of net asset value:

The Sub-fund's net asset value can be obtained from the Management Company:

EDMOND DE ROTHSCHILD ASSET MANAGEMENT (France)

47, rue du Faubourg Saint-Honoré – 75401 Paris Cedex 08, France

➤ **Charges and fees**Subscription and redemption fees:

Subscription and redemption fees increase the subscription price paid by the investor or reduce the redemption price. The fees payable to the sub-fund serve to offset the charges incurred by the sub-fund when investing and divesting investors' monies. Fees that are not paid to the UCITS are paid to the Management Company, promoter, etc.

Fees payable by the investor on subscriptions and redemptions	Basis	Rate and scale
Subscription fee not payable to the EdR SICAV – Tech Impact Sub-fund	Net Asset Value x Number of shares	A EUR shares: maximum 3%
		A USD shares: maximum 3%
		B EUR shares: maximum 3%
		CR EUR shares: maximum 3%
		CR USD shares: maximum 3%
		CRD EUR shares: maximum 3%
		I EUR shares: None
		I USD shares: None
		J EUR shares: None
		J USD shares: None
		K EUR shares: None
		N EUR shares: None
S EUR shares: None		
Subscription fee payable to the EdR SICAV – Tech Impact Sub-fund	Net Asset Value x Number of shares	All classes of shares: None
Redemption fee not payable to the EdR SICAV – Tech Impact Sub-fund	Net Asset Value x Number of shares	All classes of shares: None
Redemption fee payable to the EdR SICAV – Tech Impact Sub-fund	Net Asset Value x Number of shares	All classes of shares: None

Operating and management charges:

These charges cover all costs charged directly to the sub-fund, with the exception of transaction charges.

Transaction charges include intermediary charges (brokerage fees, local taxes, etc.) as well as any transaction fees, if applicable, that may be charged by the Custodian and the Management Company, in particular.

The following fees may be charged on top of management and administration fees:

- Performance fees.
- Fees linked to temporary purchases and sales of securities, if applicable.

The Management Company is required to pay a share of the UCI's financial management fees as remuneration to intermediaries such as investment companies, insurance companies, management companies, marketing intermediaries, distributors or distribution platforms who have signed an agreement on distributing, investing UCI equities or forming relationships with other investors. This remuneration is variable, and depends on the business

relationship with the intermediary and on the improvement in the quality of services provided to the client, which can be justified by the recipient of this remuneration. This remuneration may be fixed or calculated based on the net assets subscribed as a result of the intermediary's actions. The intermediary may or may not be a member of the Edmond de Rothschild group. In accordance with the applicable regulations, each intermediary will provide the customer with any useful information on costs and fees, as well as their remuneration.

For more details regarding ongoing charges invoiced to the investor, please refer to the Key Information Documents (KIDs).

Fees charged to the SICAV	Basis	Rate and scale
Financial management fees	Net assets of the sub-fund	A EUR shares: Maximum 1.80% incl. taxes*
		A USD shares: Maximum 1.80% incl. taxes*
		B EUR shares: Maximum 1.80% incl. taxes*
		CR EUR shares: Maximum 1.05% incl. taxes*
		CR USD shares: Maximum 1.05% incl. taxes*
		CRD EUR shares: Maximum 1.05% incl. taxes*
		I EUR shares: Maximum 0.90% incl. taxes*
		I USD shares: Maximum 0.90% incl. taxes*
		J EUR shares: Maximum 0.90% incl. taxes*
		J USD shares: Maximum 0.90% incl. taxes*
		K EUR shares: Maximum 1.00% incl. taxes*
		N EUR shares: Maximum 0.70% incl. taxes*
		S EUR shares: Maximum 0.25% incl. taxes*
		Administrative costs external to the Management Company**, particularly custodian, appraiser and statutory auditor fees, etc.
A USD shares: Maximum 0.15% incl. taxes*		
B EUR shares: Maximum 0.15% incl. taxes*		
CR EUR shares: Maximum 0.15% incl. taxes*		
CR USD shares: Maximum 0.15% incl. taxes*		
CRD EUR shares: Maximum 0.15% incl. taxes*		
I EUR shares: Maximum 0.15% incl. taxes*		
I USD shares: Maximum 0.15% incl. taxes*		
J EUR shares: Maximum 0.15% incl. taxes*		
J USD shares: Maximum 0.15% incl. taxes*		
K EUR shares: Maximum 0.15% incl. taxes*		
N EUR shares: Maximum 0.15% incl. taxes*		
S EUR shares: Maximum 0.15% incl. taxes*		
Transaction fees	On the amount of the transaction	
Performance fee (1)	Net assets of the sub-fund	A EUR shares: a maximum of 15% per year of the outperformance compared to the benchmark MSCI ACWI Information Technology Index, net dividends reinvested.
		A USD shares: a maximum of 15% per year of the outperformance compared to the benchmark MSCI ACWI Information Technology Index, net dividends reinvested.
		B EUR shares: a maximum of 15% per year of the outperformance compared to the benchmark MSCI ACWI Information Technology Index, net dividends reinvested.
		CR EUR shares: a maximum of 15% per year of the outperformance compared to the benchmark MSCI ACWI Information Technology Index, net dividends reinvested.

		CR USD shares: a maximum of 15% per year of the outperformance compared to the benchmark MSCI ACWI Information Technology Index, net dividends reinvested.
		CRD EUR shares: a maximum of 15% per year of the outperformance compared to the benchmark MSCI ACWI Information Technology Index, net dividends reinvested.
		I EUR shares: a maximum of 15% per year of the outperformance compared to the benchmark MSCI ACWI Information Technology Index, net dividends reinvested.
		I USD shares: a maximum of 15% per year of the outperformance compared to the benchmark MSCI ACWI Information Technology Index, net dividends reinvested.
		J EUR shares: a maximum of 15% per year of the outperformance compared to the benchmark MSCI ACWI Information Technology Index, net dividends reinvested.
		J USD shares: a maximum of 15% per year of the outperformance compared to the benchmark MSCI ACWI Information Technology Index, net dividends reinvested.
		K EUR shares: None
		N EUR shares: None
		S EUR shares: a maximum of 15% per year of the outperformance compared to the benchmark MSCI ACWI Information Technology Index, net dividends reinvested.

*Incl. taxes = inclusive of all taxes.

For this activity, the Management Company has not opted for VAT

** In the event of an increase in administrative fees external to the Management Company of 0.10% (incl. taxes) or less per annum, the Management Company may inform shareholders of the Sub-fund by any means. In the event of an increase of more than 0.10% (incl. taxes) per annum, shareholders will be informed individually and offered the chance to redeem their shares free of charge.

(1) Performance fee:

Performance fees are payable to the Management Company in accordance with the following procedures:

Benchmark index: MSCI ACWI Information Technology Index denominated in Euro and/or US Dollars for shares denominated in the same currency.

The performance fee is calculated by comparing the Sub-fund's share performance with that of an indexed reference asset. The indexed reference asset reproduces the performance of the benchmark index, adjusted for subscriptions, redemptions and, where applicable, dividends.

When the share outperforms its benchmark index, a provision of 15% will be applied to its outperformance.

In cases where the sub-fund's share outperforms that of its benchmark index over the reference period—even if the share has had a negative performance—a performance fee may be charged.

A performance fee may be charged in the event that the absolute performance of the share over its reference period is negative.

A provision for performance fees will be made each time the net asset value is calculated.

When shares are redeemed, the Management Company receives the portion of the performance fee corresponding to the shares redeemed.

In the event of under-performance, the performance fee provision will be reduced by reversing the provision. The reversal cannot be more than the provision.

The reference period for calculating the performance fee will end on the last net asset value date in September.

This performance fee is payable annually after the last net asset value for the reference period is calculated.

The reference period is a minimum of one year. The first reference period shall run from the date of creation of the share to the end date of the first reference period, ensuring compliance with the minimum term of one year.

At the end of the reference period, if the performance of the share is less than that of its benchmark index over the reference period, the fee will not be paid and the reference period will be extended by one year. The reference period may be extended four times.

At the end of a reference period of five years or more, if the performance of the share is less than that of its benchmark index, the reference period shall not be extended. A new reference period shall then be established, beginning at the end of the previous reference period.

At the end of a reference period:

- If the difference between the NAV of the share and its target NAV is positive, a performance fee will be implemented and charged. This NAV becomes the new reference NAV;

- If the difference between the NAV of the share and its target NAV is negative, a performance fee will not be implemented or charged and:
 - if the share has a reference period of less than five years, it will be extended by one year. The reference NAV then remains unchanged.
 - when the reference period is five years or more, this will end and the NAV at the end of this reference period will become its new reference NAV.

Calculation method

Amount of provision = MAX (0; NAV(t) – Target NAV)(t) x performance fee rate

NAV (t): net assets as at date t

Reference NAV: last net asset value of the previous reference period

Reference date: date of reference NAV

Target NAV(t) = Reference NAV x (benchmark index value on date t/benchmark index value on the Reference Date) adjusted for subscriptions, redemptions and dividends.

Examples:

The examples below are based on the assumption of zero subscriptions, redemptions and dividends.

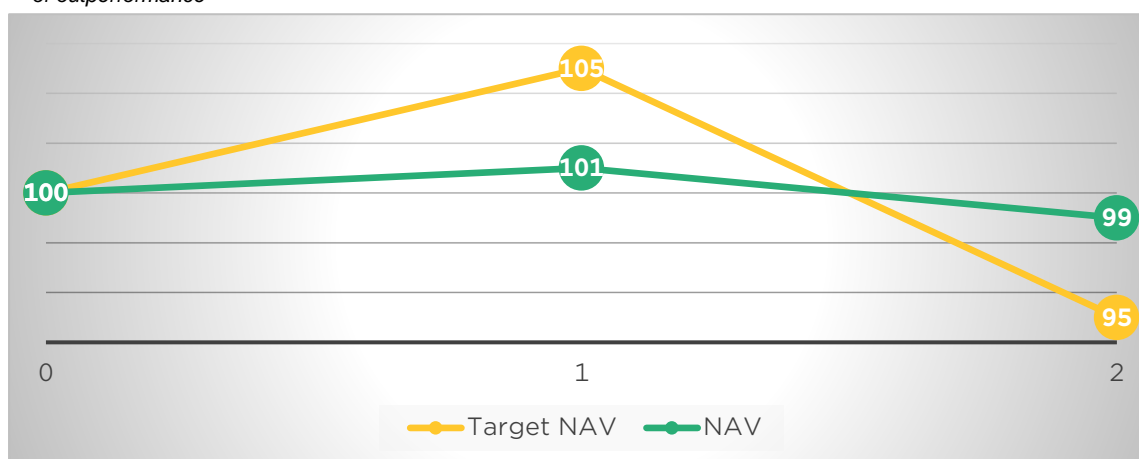
Example 1:

Period	0	1	2
Target NAV	100	105	95
NAV	100	101	99
Basis of calculation: NAV-Target NAV		-4	4

Period	Combined share performance*	Combined index performance*	Combined relative performance*	Share performance in previous year	Index performance in previous year	Relative performance in previous year	Charged fee**	Renewed/extended period
0-1	1	5	-4	1	5	-4	No	Extension
0-2	-1	-5	4	-2	-10	8	Yes	Renewal

*from start of reference period

** of outperformance



0-1 period: The NAV for the reference period is less than the Target NAV (101 versus 105, differential/relative performance from start of reference period -4). No performance fee is therefore charged and the initial one-year reference period is extended by an additional year. The reference NAV is unchanged.

0-2 period: The NAV for the reference period is higher than the Target NAV (99 versus 95, differential/relative performance from start of reference period of 4). Absolute performance from the start of the reference period is negative (end of reference period NAV: 99 < NAV start of reference period: 100). A performance fee is charged, its basis of calculation is equal to the combined relative performance since the start of the reference period (4). Its amount is equal to the basis of calculation multiplied by the performance fee rate. The reference period is renewed and a new reference NAV is set at 99.

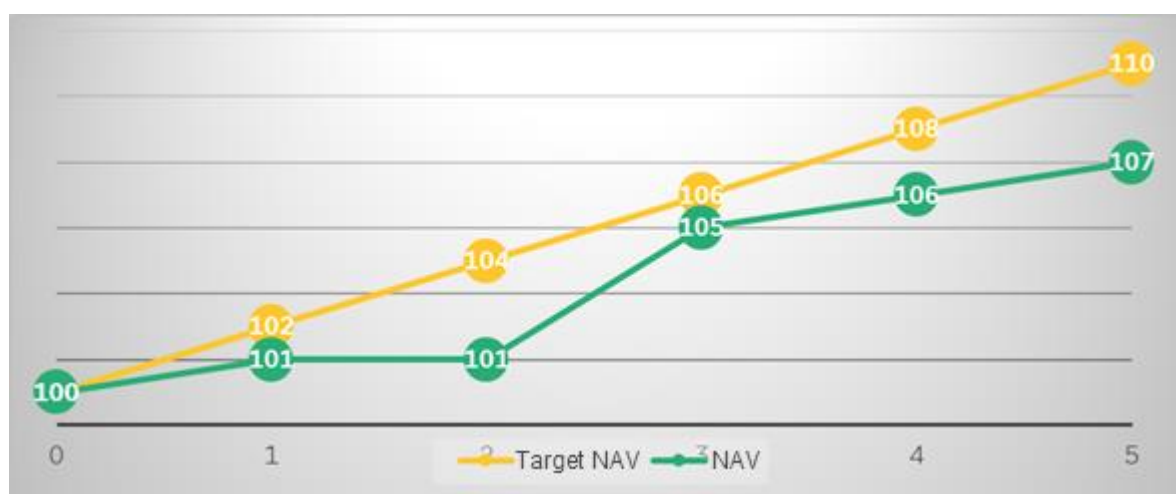
Example 2:

Period	0	1	2	3	4	5
Target NAV	100	102	104	106	108	110
NAV	100	101	101	105	106	107
Basis of calculation: NAV-Target NAV		-1	-3	-1	-2	-3

Period	Combined share performance*	Combined index performance*	Combined relative performance*	Share performance in previous year	Index performance in previous year	Relative performance in previous year	Application of a fee	Renewed/extended period
0-1	1	2	-1	1	2	-1	No	Extension
0-2	1	4	-3	0	2	-2	No	Extension
0-3	5	6	-1	4	2	2	No	Extension
0-4	6	8	-2	1	2	-1	No	Extension
0-5	7	10	-3	1	2	-1	No	Renewal

*from start of reference period

** of outperformance



0-1 and 0-2 period: The absolute performance generated over the period is positive (NAV>reference NAV) but the relative performance is negative (NAV<Target NAV). No performance fee is charged. The reference period is extended by one year at the end of the first year and by an additional year at the end of the second year. The reference NAV is unchanged.

0-3 period: The absolute performance generated over the period is positive (5) and the relative performance generated over the year is positive (4) but the cumulative relative performance since the start of the reference period (0-3) is negative (-1). Therefore, no performance fee is charged. The reference period is extended by an additional year. The reference NAV is unchanged.

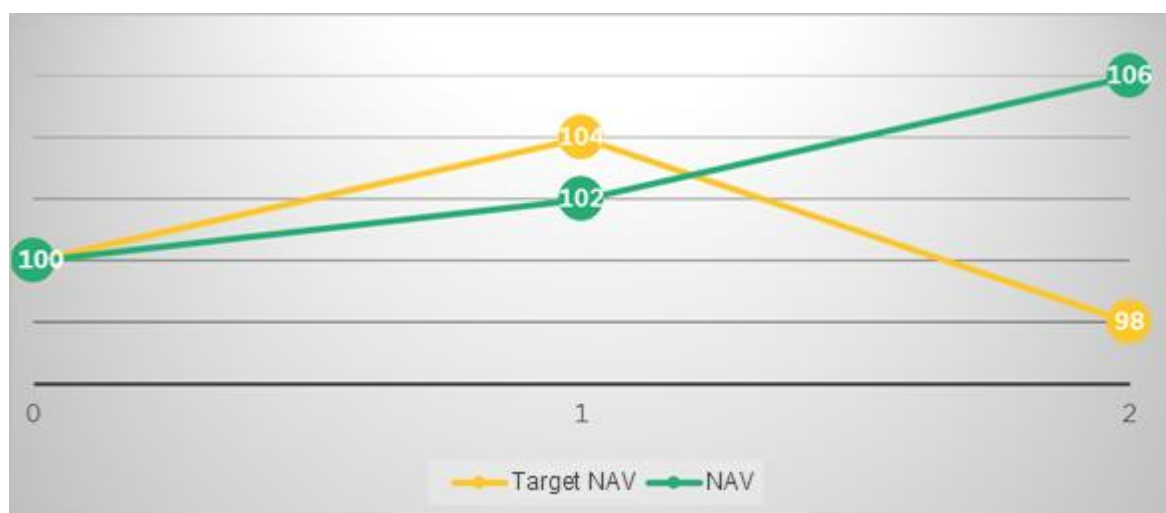
0-4 period: Negative relative performance over the period, no performance fee, the reference period is extended again by an additional year for the fourth and last time. The reference NAV is unchanged.

0-5 period: Negative relative performance over the period, no performance fee is charged, reference period renewed, since the reference period has already been extended four times. A new reference NAV is set at 107.

Example 3:

PERIOD	0	1	2
TARGET NAV	100	104	98
NAV	100	102	106
BASIS OF CALCULATION: NAV-TARGET NAV		-2	8

Period	Combined share performance*	Combined index performance*	Combined relative performance*	Share performance in previous year	Index performance in previous year	Relative performance in previous year	Application of a fee	Renewed/extended period
0-1	2	4	-2	2	4	-2	No	Extension
0-2	6	-2	8	4	-6	10	Yes	Renewal



0-1 period: Positive absolute performance but underperformance of -2 (102-104) over the reference period. No performance fee is charged. The reference period is extended by one year. The reference NAV is unchanged.

0-2 period: Positive absolute performance and outperformance of 8 (106-98). A performance fee is therefore charged with a basis of calculation of 8. The reference period is renewed, a new reference NAV is set at 106.

Fees linked to equity research as defined by Article 314-21 of the AMF General Regulation are charged to the Sub-fund.

Any retrocession of management fees for the underlying UCIs and investment funds collected by the EdR SICAV - Tech Impact Sub-fund will be repaid to the Sub-fund. The rate of management fees applicable to the underlying UCIs and investment funds will be valued by taking into account any retrocessions collected by the Sub-fund.

In the exceptional case that a sub-custodian applies an unanticipated transaction fee not set out in the terms and conditions above, with regard to a specific transaction, a description of the transaction and the transaction fees charged will be specified in the management report of the SICAV.

Shareholders can find out more information in the SICAV's annual report.

Procedure for selecting intermediaries:

In accordance with the AMF General Regulation, the Management Company has established a Best Selection/Best Execution policy for intermediaries and counterparties.

The purpose of this policy is to select, according to various predetermined criteria, the brokers and intermediaries whose execution policy will achieve the best possible results when executing orders. The Edmond de Rothschild Asset Management (France) Policy is available on its website: www.edram.fr.

EdR SICAV – Green New Deal

➤ **Date created**

The Sub-fund was approved by the French financial markets authority (Autorité des Marchés Financiers – AMF) on 19 May 2020.

The Sub-fund was created on 24 May 2020.

➤ **ISIN code**

A CHF shares:	FR0013428919
A EUR shares	FR0013428927
A USD shares:	FR0013428935
B CHF shares:	FR0013428950
B EUR shares:	FR0013428968
B USD shares:	FR0013428976
CR EUR shares:	FR0013428984
CR USD shares:	FR0013428992
CRD EUR shares	FR0013429008
CRD USD shares:	FR0013429016
I CHF shares:	FR0013429024
I EUR shares	FR0013429040
I USD shares:	FR0013429057
J CHF shares:	FR0013429065
J EUR shares:	FR0013429081
J USD shares:	FR0013429099
K EUR shares:	FR0013429107
KD EUR shares:	FR0013429115
R EUR shares:	FR0050000068

➤ **Specific tax regime**

None

➤ **Exposure to other foreign UCITSs, AIFs or investment funds**

Up to 10% of its net assets.

➤ **Management objective**

The Sub-fund's objective is to seek, over a recommended investment horizon of more than 5 years, a performance exceeding that of its benchmark, the MSCI World (NR) EUR, by investing on international equity markets through the selection of companies linked to the theme of climate change. These companies will be selected on the basis of a proprietary analysis that combines financial profitability, a thematic analysis and compliance with non-financial criteria.

The Sub-fund is actively managed, which means that the Manager makes investment decisions with the aim of achieving the Sub-fund's objective and investment policy. This active management includes taking decisions related to asset selection, regional allocation, sectoral views and overall market exposure. The Manager is in no way limited by the composition of the benchmark index in the positioning of the portfolio, and the Sub-fund may not hold all the components of the benchmark index. The difference compared to the benchmark index may be significant, but sometimes may also be limited.

➤ **Benchmark index**

For information purposes, the Sub-fund's performance may be compared to that of the MSCI World (NR) index with net dividends reinvested, expressed in euros for units denominated in euros and in US dollars or Swiss francs for units denominated in those currencies. The MSCI World index reflects movements on the main international stock markets. You can find more information on this index on the website www.msci.com.

MSCI Limited (website: <http://www.msci.com>), the administrator responsible for the MSCI World benchmark index, is not included in the register of administrators and benchmark indices held by ESMA and benefits from the transitional regime provided for under Article 51 of the BMR.

In accordance with Regulation (EU) 2016/1011 of the European Parliament and of the Council of 8 June 2016, the Management Company has a procedure in place for monitoring the benchmark indices used, which sets out the action to be taken in the event that an index materially changes or ceases to be provided.

As the Sub-fund's management is not index-linked, its performance may differ significantly from that of its benchmark, which serves only as a basis for comparison.

➤ **Investment strategy**

Strategies used

To achieve its objective, the Manager will adopt a discretionary management strategy through a selection of companies and/or UCIs investing in the theme of climate change, based on a fundamental financial analysis and the cumulative application of the following non-financial approaches: (i) a thematic investment in the equity portion of the Sub-fund, which will represent at least 75% of the net assets at all times, and (ii) a non-financial and thematic filter on the issuers of securities (applied to shares and debt securities/bonds). At least 75% of the Sub-fund will be invested in shares at all times. For each company in the portfolio, an estimate of the share of the activity directly or indirectly contributing to the energy and ecological transition (green share) will be made. The data used is derived from a proprietary analysis and supplemented by external service providers.

This measure will be determined on the basis of an estimate of the company's activity linked to 11 eco-activities.

An activity that contributes indirectly may, for example, consist of financing, investments in companies engaged in eco-activities, the manufacture of components and software used in eco-activities, and the consumption of products derived from eco-activities.

The green share is defined in relation to the eco-activities described above. It corresponds to a percentage of turnover, EBITDA or a metric specific to the sector (for example, the capacities installed for a power generation company).

Each company in the portfolio will be subject to thematic classification. The Fund will invest at least 30% and up to 100% of the equity portion in companies that are directly linked to this theme (Core) according to a proprietary analysis conducted by the Management Company. Core companies are active in mitigating climate change, adapting to climate change, the sustainable use and protection of water and marine resources, the transition to a circular economy, waste prevention and recycling, pollution control and prevention, and the protection of healthy ecosystems. Core companies have a green share greater than or equal to 50%. The Sub-fund may also invest up to 30% of the equity portion in companies that facilitate the implementation of these activities through financing, insurance products or IT services (Enablers) and whose green share is more difficult to measure. The Sub-fund may also invest up to 40% of the equity portion in companies with a green share of 10% to 50% for which the theme is a significant development focus but where this focus does not represent their main activity (Leaders of tomorrow).

The portfolio will be managed dynamically: it will be regularly adapted with a view to adapting it to market developments and to the convictions of the management team. The steps for identifying stocks that fall within the theme and comply with the non-financial criteria may be summarised as follows:

The portfolio's investment universe (initial investment universe) consists of stocks in the MSCI World. In addition, the Sub-fund may include companies that are not included in the MSCI World, such as companies in emerging countries. These companies will have a market capitalisation of more than €100 million at the time of purchase. However, these companies must adhere to the same non-financial analysis process as the components of the MSCI World. Furthermore, the holding percentage for a stock in the portfolio is independent of the weight of this stock in this indicator and the stocks present in the benchmark may not be held in the portfolio.

All the stocks that form the portfolio's investment universe (initial investment universe) are subjected to a detailed non-financial analysis below. The investment universe will be reduced by eliminating 20% of the worst issuers.

1) An initial filter is in place in order to exclude companies whose activities run counter to the energy and ecological transition. This includes companies belonging to the MSCI GICS integrated oil, exploration and production, cement and aggregates, coal mining, and airline and air transport services sectors.

The Sub-fund's management philosophy is to invest in companies whose strategic and operational choices are guided by sustainable development criteria. While conducting their activity, they will therefore focus their research on overall performance – economic and financial, social-societal and environmental – gaining the respect and trust of their internal and external stakeholders, within the constraints of the methodological limitations resulting from data accessibility, corporate transparency and uncertainty regarding the long-term impacts of climate change.

2) The filtered stocks are subject to an analysis of non-financial criteria

This involves a qualitative analysis designed to allow securities to be selected based on the Management Company's own ESG rating grid, which classifies securities according to the company's Environment, Social-societal and Governance criteria, in particular the following criteria listed below:

Environment: energy consumption, greenhouse gas emissions, water, waste, pollution, environmental management strategy, green impact;

Social: quality of employment, human resources management, social impact, health and safety;

Governance: structure of governance bodies, remuneration policy, audit and internal control, shareholders.

The SRI ratings model was formulated:

- using a Best-in-Universe approach, i.e. by favouring the best-performing companies regardless of their financial rating, size, or sector.
- using differentiated weightings for the three ESG pillars for each sector depending on its specific challenges: this means that the three non-financial pillars are allocated a greater or lesser weighting depending on the sector in question, which results in a different weighting for each of the three pillars. For example, a chemical company will be more affected by environmental issues whereas for a company in the business services sector, a greater weighting will be placed on social factors.

To determine if the company analysed embodies the characteristics of a responsible and sustainable company as defined by the Management Company, the latter carries out research to produce an internal ESG rating on a scale of 7 ranging from AAA to CCC. This rating is an aggregation of the results scored against the various ESG criteria in the rating grid determined by the analysts.

In the absence of an internal rating, the Manager relies on an ESG rating provided by a non-financial rating agency. The external rating agency used by the Management Company may not use the same rating method as the proprietary rating calculation approach. In general, the Manager is responsible for selecting securities that comply with the non-financial criteria that are most suited to the Management Company's approach.

3) Once this process has been conducted, the investment scope will be reduced by eliminating 20% of the worst issuers in the Fund's benchmark index, the MSCI World (NR).

4) The Manager will then determine the composition of the portfolio by selecting securities through the combined use of financial criteria, to identify the securities with significant growth prospects, and non-financial criteria, in order to meet the requirements with regard to Socially Responsible Investment.

Between 75% and 110% of the net assets of the Sub-fund will be directly or indirectly exposed to the international equity markets via UCIs and/or financial contracts. Exposure via UCIs will be limited to 10% of net assets.

The companies represented in the portfolio will be linked to the energy, commodities, utilities, information technology, industry and consumer sectors, particularly in transportation.

In terms of its investment strategy, up to 100% of the Sub-fund's net assets may be exposed to the equity markets of emerging countries.

The Sub-fund may invest up to 20% of its assets in securities listed in Shanghai and Shenzhen via the use of the Shanghai-Hong Kong Stock Connect and Shenzhen-Hong Kong Stock Connect programmes. In addition to the individual risks of each issuing company, there are also external risks, particularly in these markets. Furthermore, investors are reminded that the operating and oversight conditions in these markets may deviate from the standards prevailing on major international exchanges.

For cash management purposes, up to 25% of the Sub-fund's net assets may be invested in debt securities and money market instruments traded on international markets, including emerging markets, directly and/or via UCIs subject to a limit of 10%. These securities, rated primarily as "investment grade" (i.e. where the risk of issuer default is lowest and which have a rating of BBB- or higher according to Standard & Poor's or an equivalent agency and an equivalent internal rating from the Management Company) but with no maximum duration, are selected according to their expected return.

The Sub-fund may also invest up to 10% of the net assets (excluding short-term securities) in securities rated "high yield" at the time of purchase (speculative securities with a rating below BBB- according to Standard & Poor's or an equivalent agency and with an equivalent internal rating from the Management Company and securities for

which the probability of default is higher than that of “investment grade” bonds) or invest in UCIs specialising in “high-yield” bonds (speculative securities).

The selection of securities is not based automatically and exclusively on the rating criterion. It is mainly based on an internal analysis. Prior to each investment decision, the Management Company analyses each security on criteria other than its rating. In the event that an issuer in the “High Yield” category has its rating downgraded, the Management Company must conduct a detailed analysis in order to decide whether to sell or retain the security, so as to maintain the rating objective.

Subject to a limit of 100% of net assets, the Sub-fund may invest in financial contracts traded on regulated, organised or over-the-counter international markets.

The Sub-fund may also hold embedded derivatives (warrants or certificates), on an ancillary basis, representing up to 10% of its assets. The use of instruments with embedded derivatives will not increase the Fund’s overall exposure to equity risk to more than 110% of its net assets.

As its objective is to invest in securities with no geographical restriction, the Sub-fund may hold securities denominated in currencies other than the euro, and therefore up to 100% of its net assets may be exposed to currency risk. Depending on the Manager’s expectations regarding downward currency movements, and in order to hedge against this risk, the Sub-fund may use forward currency contracts or currency swaps.

If an issuer’s external ESG rating deteriorates, affecting the portfolio’s ESG limits, the Management Company must conduct a detailed analysis of that issuer in order to determine whether it can be retained or whether it should be sold as soon as possible, in the interests of the investors.

Furthermore, the securities selection process also includes negative screening to exclude companies that contribute to the production of controversial weapons in compliance with international conventions in this area as well as companies that are exposed to activities related to thermal coal, unconventional fossil fuels or tobacco in accordance with the exclusion policy of Edmond de Rothschild Asset Management (France), which is available on its website. This negative screening helps mitigate sustainability risk.

The Sub-fund promotes environmental, social and governance (ESG) criteria within the meaning of Article 8 of Regulation (EU) 2019/2088, known as the “Disclosure Regulation” or “SFDR”, and is subject to sustainability risk as defined in the Risk Profile section of the prospectus.

The Sub-fund integrates sustainability risk and takes into account the main negative impacts in its investment decisions.

As part of its proprietary ESG analysis method, Edmond de Rothschild Asset Management (France) takes into account, to the extent that data is available, the eligibility share and alignment with the taxonomy regarding the proportion of the turnover that is considered to be green or the investments aligned with this. We take into account the figures published by businesses or estimated by external service providers. We always consider the environmental impact, according to sectoral specificities. The carbon footprint on relevant parameters, the company’s climate strategy and greenhouse gas reduction goals can also be analysed, as well as the environmental added value of products or services, eco-design etc.

In line with the objective of having a climate trajectory aligned with the Paris Agreement, the sub-fund favours companies whose business model supports solutions on the energy and ecological transition. The Manager therefore analyses whether the activity, primarily capital investments, is in line with the taxonomy, without this being a management constraint.

However, this approach does not guarantee a minimum alignment with the taxonomy. Therefore, the percentage of investments aligned with the Taxonomy is currently 0%.

Assets used

Equities:

Between 75% and 110% of the portfolio's net assets are exposed to shares of companies in all sectors that work directly or indirectly on the fight against climate change, without geographical constraint. It will invest in securities of companies with a market capitalisation at the time of purchase which is at least equivalent to €100 million. The selected securities may or may not have voting rights.

Debt securities and money market instruments:

The Sub-fund may invest up to 25% of its net assets indiscriminately in negotiable debt securities and bonds issued in dollars or any other currency by private or public entities, directly and/or via UCIs subject to a limit of 10% of its net assets.

The issuers will be selected using the steps for identifying stocks that comply with the theme and respect the previously mentioned non-financial criteria.

The eligible instruments will primarily have an "investment grade" rating (securities with a long-term rating is greater than or equal to BBB- or a short-term rating greater than or equal to A-3 according to Standard & Poor's or an equivalent agency, or a rating deemed equivalent by the Management Company); however, the Sub-fund may also invest up to 10% of its net assets in "high yield" securities (speculative securities with a long-term rating below BBB- or with a short-term rating lower than A-3 according to Standard & Poor's or an equivalent agency, or a rating deemed equivalent by the Management Company, i.e. securities for which the probability of default is higher than for "investment grade" bonds). Up to 10% of the Sub-fund may also be invested in securities with no public rating issued by a financial rating agency, but with an internal rating issued by the Management Company.

Shares or units of other foreign UCITS, AIFs or investment funds:

The Sub-fund may hold up to 10% of its assets in units or shares of French or foreign UCITS or French AIFs, regardless of their classification, in order to diversify exposure to other asset classes, including exchange-traded funds (ETFs), with a view to increasing exposure to the equity markets or to diversify exposure to other asset classes (such as commodities or property).

Within this 10% limit, the Sub-fund may also invest in shares or units of foreign AIFs and/or foreign investment funds that meet the regulatory eligibility criteria.

These UCIs and investment funds may be managed by the Management Company or by an affiliated company.

Derivatives:

The Sub-fund may invest up to 100% of the assets in financial contracts traded on international regulated, organised, or over-the-counter markets in order to conclude:

- equity option contracts in order to reduce equity volatility and increase the Sub-fund's exposure,
- futures contracts in order to manage equity exposure and index contracts,
- forward foreign exchange contracts or currency swaps in order to hedge exposure to specific currencies in the case of equities outside the eurozone.

The options and futures contracts will be selected using the steps for identifying stocks that comply with the theme and respect the previously mentioned non-financial criteria.

The use of financial contracts will not result in an overall increase of the Sub-fund's exposure to equity risk in excess of 110%.

The Sub-fund will not use total return swaps.

In order to significantly limit the total counterparty risk of instruments traded over the counter, the Management Company may receive cash collateral which will be deposited with the custodian and will not be reinvested.

Securities with embedded derivatives:

The Sub-fund may invest in financial instruments containing embedded derivatives (warrants or certificates), on an ancillary basis, up to 10% of its assets. The use of instruments with embedded derivatives will not increase the Sub-fund's overall exposure to equity risk beyond 110% of its net assets.

Deposits:

The Sub-fund may hold up to a maximum of 20% of its net assets in deposits with the custodian.

Cash loans:

The Sub-fund is not intended to be a cash borrower. However, a liability position may exist at certain points due to transactions related to the Sub-fund's cash flows (ongoing investments and divestments, subscription/redemption operations, etc.), up to a limit of 10% of the net assets.

Temporary purchases and sales of securities:

In order to achieve efficient portfolio management and without deviating from its investment objectives, the Sub-fund may make temporary purchases of securities involving eligible financial securities or money-market instruments, up to 25% of its net assets. More precisely, these transactions will consist of repurchase transactions on interest-rate or debt securities of eurozone countries and will be carried out in the context of cash management and/or optimisation of the Sub-fund's income.

The expected proportion of assets under management which will be the subject of such transactions will be 10% of the net assets.

The counterparties to these transactions are first-rate financial institutions domiciled in OECD countries that have a minimum rating of investment grade (rating greater than or equal to BBB- according to Standard & Poor's or equivalent, or a rating deemed equivalent by the Management Company).

These counterparties do not have any influence over the composition or management of the Sub-fund's portfolio.

In order to significantly limit the total counterparty risk of instruments traded over the counter, the Management Company may receive cash collateral which will be deposited with the custodian and will not be reinvested.

Further information on the fees applicable to temporary purchases and sales of securities is provided in the "Charges and fees" section.

➤ **Investments between Sub-funds**

The Sub-fund may invest up to 10% of its net assets in another sub-fund of the SICAV Edmond de Rothschild Fund. The overall investment in other sub-funds of the SICAV is limited to 10% of its net assets.

➤ **Risk profile**

Your money will primarily be invested in financial instruments selected by the Management Company. These instruments will be subject to market trends and fluctuations.

The risk factors described below are not exhaustive. It is the responsibility of each investor to analyse the risk associated with such an investment and to form his/her own opinion independently of the Edmond de Rothschild Group by obtaining as much specialist advice on such matters as is necessary in order to ensure this investment is appropriate for his/her financial and legal position and investment term.

Risk of capital loss:

The Sub-fund does not guarantee or protect the capital invested, so investors may not recover the full amount of the capital they initially invested, even if they retain the shares for the duration of the recommended investment period.

Discretionary management risk:

The discretionary management style is based on anticipating trends in the various markets (equities, bonds, money market, commodities and currencies). However, there is a risk that the Sub-fund may not be invested in the best-performing markets at all times. The Sub-fund's performance may therefore be lower than the investment objective, and a drop in its net asset value may lead to negative performance.

Credit risk:

The main risk linked to debt securities and/or money market instruments such as treasury bills (BTFs and BTANs) or short-term negotiable securities is that of issuer default, due either to the non-payment of interest and/or the non-repayment of capital. Credit risk is also associated with the downgrading of an issuer. Shareholders are reminded that the net asset value of the Sub-fund is likely to fall if a total loss is recorded on a financial instrument following default by an issuer. The inclusion of debt securities in the portfolio, whether directly or through UCIs, exposes the Sub-fund to the effects of variations in credit quality.

Credit risk linked to investment in speculative securities:

The Sub-fund may invest in issues from companies rated as non-investment grade by a rating agency (rating below BBB- according to Standard & Poor's or equivalent) or those with an equivalent internal rating assigned by the Management Company. These issues are known as speculative securities and present a higher risk of issuer default. This Sub-fund should therefore be considered partly speculative and as being aimed specifically at investors who are aware of the risks inherent in investing in such securities. As a result, the use of high-yield

securities (speculative securities with a higher risk of issuer default) may incur a greater risk of a fall in the net asset value.

Interest rate risk:

The exposure to interest rate products (debt securities and money market instruments) makes the Sub-fund sensitive to interest rate fluctuations. Interest rate risk might result in a fall in the value of the security and thus the net asset value of the Sub-fund in the event of a change in the yield curve.

Risk associated with investing in emerging markets:

The Sub-fund may be exposed to emerging markets. In addition to the individual risks of each issuing company, there are also external risks, particularly in these markets. Furthermore, investors are reminded that the operating and oversight conditions in these markets may deviate from the standards prevailing on major international exchanges. Consequently, the holding of such securities may increase the portfolio's risk profile. A fall in the market may thus be more pronounced and rapid than in developed countries, the net asset value may fall further and more rapidly, and finally, the companies held in the portfolio may have governments as shareholders.

Currency risk:

The capital may be exposed to currency risk when its constituent securities or investments are denominated in a different currency from that of the Sub-fund. Currency risk is the risk of a fall in the exchange rate of the base currency of financial instruments in the portfolio against the Sub-fund's base currency, the euro, which may lead to a fall in the net asset value.

Equity risk:

The value of a share may vary as a result of factors related to the issuing entity but also as a result of external political or economic factors. Fluctuations in the equity and convertible bond markets, whose performance is in part correlated with that of the underlying equities, may lead to substantial variations in the net assets, which could have a negative impact on the performance of the Sub-fund's net asset value.

Risk associated with small and mid-caps:

Securities of small- and mid-cap companies may be significantly less liquid and more volatile than those of large-cap companies. As a result, the Sub-fund's net asset value may fluctuate significantly and more rapidly.

Risk associated with financial and counterparty contract commitments:

The use of financial contracts may entail the risk of a sharper, more abrupt fall in the net asset value than in the markets in which the Sub-fund invests. Counterparty risk results from this Sub-fund's use of financial contracts traded on over-the-counter markets and/or of temporary purchases and sales of securities. Such transactions potentially expose the Sub-fund to the risk of one of its counterparties defaulting and to a possible decrease in its net asset value.

Liquidity risk:

The markets in which the Sub-fund trades may occasionally be affected by a lack of liquidity. These market conditions may affect the prices at which the Sub-fund may have to liquidate, initiate, or modify positions.

Risk associated with derivatives:

The Sub-fund may invest in forward financial instruments (derivatives).

The use of financial contracts may entail the risk of a sharper, more abrupt fall in the net asset value than in the markets in which the Sub-fund invests.

Risk associated with the currency of units denominated in a currency other than that of the Sub-fund:

Shareholders investing in currencies other than the Sub-fund's base currency (euro) may be exposed to currency risk if this is not hedged. The value of the Sub-fund's assets may fall if exchange rates vary, which may cause the net asset value of the Sub-fund to fall.

Risks associated with temporary purchases and sales of securities:

The use of these transactions and the management of their collateral may involve certain specific risks such as operational risks or custody risk. These transactions may therefore have a negative effect on the net asset value of the Sub-fund.

Legal risk:

This is the risk of inadequately drafting contracts concluded with counterparties for temporary purchases and sales of securities.

Sustainability risk:

Means an environmental, social or governance event or condition that, if it occurs, could cause a significant negative, material or potential, impact on the value of the investment. The Fund's investments are exposed to a sustainability risk that could have a significant negative impact on the value of the Fund. Consequently, the Manager identifies and analyses sustainability risks as part of their investment policy and investment decisions.

Risks associated with ESG criteria:

The integration of ESG and sustainability criteria into the investment process may exclude securities from certain issuers on non-investment grounds and, consequently, certain market opportunities that are available to funds that do not use ESG or sustainability criteria may not be available to the Sub-fund, and the Sub-fund's performance may at times be better or worse than that of comparable funds that do not use ESG or sustainability criteria. Asset selection may be based in part on a proprietary ESG rating process or on exclusion lists ("ban lists") which are partly based on third-party data. The lack of common or harmonised definitions and labels that incorporate ESG and sustainability criteria at EU level may cause managers to adopt different approaches when defining the ESG objectives and determining whether these objectives have been achieved by the funds they manage. This also means that it may be difficult to compare strategies that include ESG and sustainability criteria, given that the selection and weightings applied to the selected investments may, to some extent, be subjective or based on indicators that may share the same name, but whose underlying meanings are different. Investors are advised that the subjective value that they may or may not assign to certain types of ESG criteria may differ substantially from the Financial Manager's methodology. The lack of harmonised definitions may also result in certain investments not benefiting from preferential tax regimes or tax credit schemes, as a result of ESG criteria being valued differently than initially envisaged.

➤ **Guarantee or capital protection:**

None.

➤ **Eligible subscribers and typical investor profile**

A CHF, A EUR, A USD, B CHF, B EUR and B USD shares: All subscribers

I CHF, I EUR, I USD, J CHF, J EUR, J USD, K EUR and KD EUR shares: Legal entities and institutional investors dealing on their own behalf or on behalf of third parties.

CR EUR, CR USD, CRD EUR and CRD USD shares are intended for all subscribers; these units may be marketed to retail investors (non-professional or professional) exclusively in the following cases:

- Subscription as part of independent advice provided by a financial advisor or regulated financial entity,
- Subscription as part of non-independent advice, with a specific agreement that does not authorise them to receive or retain trailer fees,
- Subscription by a regulated financial entity on behalf of its client as part of a management mandate.

In addition to the management fees charged by the Management Company, each financial advisor or regulated financial entity may be liable to pay the management or advisory fees incurred by each investor. The Management Company is not party to such agreements.

Shares are not registered for marketing in all countries. They are therefore not open to subscription for retail investors in all jurisdictions.

The person responsible for ensuring that the criteria related to the capacity of subscribers or purchasers have been observed, and that they have received the required information, is the person entrusted with effectively implementing marketing for the SICAV. Investors' attention is drawn to the risks inherent in this type of security, as described in the "Risk Profile" section.

R EUR shares: All subscribers; specifically intended to be marketed by the Distributors selected for this purpose by the Management Company.

This Sub-fund is specifically intended for investors wishing to achieve greater returns on their savings via the European equity markets, particularly in the European Union.

The shares of this Sub-fund are not and will not be registered in the United States under the US Securities Act of 1933, as amended ("Securities Act 1933"), or under any other law of the United States. These shares may not be offered, sold or transferred to the United States (including its territories and possessions) or benefit, directly or indirectly, any US Person (as defined by Regulation S of the Securities Act 1933).

The Sub-fund may either subscribe to units or shares of target funds likely to participate in initial public offerings for US securities ("US IPOs") or directly participate in US initial public offerings ("US IPOs"). The Financial Industry Regulatory Authority (FINRA), in accordance with rules 5130 and 5131 of FINRA (the "Rules"), has decreed prohibitions regarding the eligibility of certain persons to participate in the allocation of US IPOs when the effective beneficiary(-ies) of such accounts are professionals in the financial services sector (including, among others, an owner or employee of a member of FINRA or a fund manager) (a "Restricted Person") or an executive officer or director of a US or non-US company that may be in a business relationship with a member of FINRA (an "Associated Person"). The Sub-fund may not be offered or sold for the benefit or on behalf of a "US Person" as defined by

“Regulation S” nor to investors considered as Restricted Persons or Associated Persons in relation to the FINRA Rules. Investors should consult their legal advisor if there are any doubts about their legal status.

The appropriate amount to invest in this Sub-fund depends on your personal situation. To determine that amount, shareholders are encouraged to seek professional advice in order to diversify their investments and determine the proportion of their financial portfolio or assets to be invested in this Sub-fund, specifically in view of the recommended investment period and exposure to the aforementioned risks, and their personal wealth, needs and specific objectives. In all cases, shareholders must diversify their portfolio sufficiently to avoid being exposed solely to the risks of this Sub-fund.

Recommended investment period: more than 5 years

➤ **Procedures for determining and allocating income**

Distributable Amounts	“A CHF”, “A EUR”, “A USD”, “CR EUR”, “CR USD”, “I CHF”, “I EUR”, “I USD”, “K EUR” and “R EUR” shares	“B CHF”, “B EUR”, “B USD”, “CRD EUR”, “CRD USD”, “J CHF”, “J EUR”, “J USD” and “KD EUR” shares
Allocation of net income	Accumulation	Distribution
Allocation of net realised gains or losses	Accumulation	Accumulation (in full or in part) or Distribution (in full or in part) or Carried forward (in full or in part), at the discretion of the Management Company

Where distribution shares are concerned, the Sub-fund’s Management Company may decide to distribute one or more interim dividends on the basis of the financial positions certified by the Statutory Auditor.

➤ **Distribution frequency**

Accumulation shares: not applicable

Distribution shares: annual with the possibility of interim dividends. The payment of distributable income takes place within a period of no more than five months following the end of the financial year and within one month for interim dividends following the date of the position certified by the Statutory Auditor.

➤ **Share characteristics**

The Sub-fund has 18 share classes: “A CHF”, “A EUR”, “A USD”, “B CHF”, “B EUR”, “B USD”, “CR EUR”, “CR USD”, “CRD EUR”, “CRD USD”, “I CHF”, “I EUR”, “I USD”, “J CHF”, “J EUR”, “J USD”, “K EUR”, “KD EUR” and “R EUR” shares.

The A CHF share is denominated in Swiss francs and expressed in shares or thousandths of a share.

The A EUR share is denominated in euros and expressed in shares or thousandths of a share.

The A USD share is denominated in dollars and expressed in shares or thousandths of a share.

The B CHF share is denominated in Swiss francs and expressed in shares or thousandths of a share.

The B EUR share is denominated in euros and expressed in shares or thousandths of a share.

The B USD share is denominated in dollars and expressed in shares or thousandths of a share.

The CR EUR share is denominated in euros and expressed in shares or thousandths of a share.

The CR USD share is denominated in dollars and expressed in shares or thousandths of a share.

The CRD EUR share is denominated in euros and expressed in shares or thousandths of a share.

The CRD USD share is denominated in dollars and expressed in shares or thousandths of a share.

The I CHF share is denominated in Swiss francs and expressed in shares or thousandths of a share.

The I EUR share is denominated in euros and expressed in shares or thousandths of a share.

The I USD share is denominated in dollars and expressed in shares or thousandths of a share.

The J CHF share is denominated in Swiss francs and expressed in shares or thousandths of a share.

The J EUR share is denominated in euros and expressed in shares or thousandths of a share.

The J USD share is denominated in dollars and expressed in shares or thousandths of a share.

The K EUR share is denominated in euros and expressed in shares or thousandths of a share.

The KD EUR share is denominated in euros and expressed in shares or thousandths of a share.

The R EUR share is denominated in euros and expressed in shares or thousandths of a share.

➤ ***Subscription and redemption procedures***

Date and frequency of net asset value calculation:

Daily, with the exception of public holidays and days on which the French and American markets are closed (according to the official Euronext Paris S.A. and NYSE calendars).

Initial net asset value:

A CHF shares:	CHF 100
A EUR shares:	€100
A USD shares:	\$ 100
B CHF shares:	CHF 100
B EUR shares:	€100
B USD shares:	\$ 100
CR EUR shares:	€100
CR USD shares:	\$ 100
CRD EUR shares:	€100
CRD USD shares:	\$ 100
I CHF shares:	CHF 100
I EUR shares:	€100
I USD shares:	\$ 100
J CHF shares:	CHF 100
J EUR shares:	€100
J USD shares:	\$ 100
K EUR shares:	€100
KD EUR shares:	€100
R EUR shares:	€100

Minimum initial subscription:

A CHF shares:	1 Share
A EUR shares:	1 Share
A USD shares:	1 Share
B CHF shares:	1 Share
B EUR shares:	1 Share
B USD shares:	1 Share
CR EUR shares:	1 Share
CR USD shares:	1 Share
CRD EUR shares:	1 Share
CRD USD shares:	1 Share
I CHF shares:	CHF 500,000
I EUR shares:	€500,000
I USD shares:	\$500,000
J CHF shares:	CHF 500,000
J EUR shares:	€500,000
J USD shares:	\$500,000
K EUR shares:	€500,000
KD EUR shares:	€500,000
R EUR shares:	1 Share

Minimum subsequent subscriptions:

A CHF shares:	1 thousandth of a share
A EUR shares:	1 thousandth of a share
A USD shares:	1 thousandth of a share
B CHF shares:	1 thousandth of a share
B EUR shares:	1 thousandth of a share
B USD shares:	1 thousandth of a share
CR EUR shares:	1 thousandth of a share
CR USD shares:	1 thousandth of a share
CRD EUR shares:	1 thousandth of a share
CRD USD shares:	1 thousandth of a share
I CHF shares:	1 thousandth of a share
I EUR shares:	1 thousandth of a share
I USD shares:	1 thousandth of a share
J CHF shares:	1 thousandth of a share
J EUR shares:	1 thousandth of a share
J USD shares:	1 thousandth of a share
K EUR shares:	1 thousandth of a share
KD EUR shares:	1 thousandth of a share
R EUR shares:	1 thousandth of a share

Subscription and redemption procedures:

Orders are executed in accordance with the table below.

Subscription and redemption processes are expressed in business days.

D is the net asset value calculation day:

Clearing of subscription orders	Clearing of redemption orders	Date of execution of order	Publication of the net asset value	Settlement of subscriptions	Settlement of redemptions
D, before 12.30 p.m.	D, before 12.30 p.m.	D	D+1	D+3	D+3*

*In the event of the dissolution of the Sub-fund, redemptions will be settled within a maximum of five business days.

The Management Company has implemented a method of adjusting the Sub-fund's net asset value known as Swing Pricing. This mechanism is described in Section VII of the prospectus: "Asset valuation rules".

Redemption gates:

The Management Company may introduce redemption gates, which, in exceptional circumstances and provided they are in the interests of shareholders or the general public, enable redemption requests to be spread across several NAV (net asset value) dates once they exceed a given threshold.

Description of the method:

Once an objectively predetermined threshold of redemptions is reached on a particular NAV date, the Management Company may decide not to carry out all redemption requests on that NAV date. To establish this threshold, the Management Company takes into account the frequency of NAV calculation for the Sub-fund, the Sub-fund's management strategy and the liquidity of the assets in its portfolio.

The Management Company may apply redemption gates to the Sub-fund when the threshold of 5% of the net assets is reached. As the Sub-fund has multiple share classes, the trigger threshold will be the same for all of its share classes. This threshold of 5% takes into account cleared redemptions across all of the Sub-fund's assets, rather than being applied by share class.

The trigger threshold for the gates is based on the relationship between:

- the difference, on any given clearing date, between the total value of the redemptions and the total value of the subscriptions; and
- net assets of the Sub-fund.

When redemption requests exceed the trigger threshold of the redemption gates, the Sub-fund may nevertheless decide to honour redemption requests made beyond the predetermined threshold, by partially or fully executing the orders that could have been blocked.

For example, if the total volume of share redemption requests is 10% of the Sub-fund's net assets while the trigger threshold is set at 5% of the net assets, the SICAV may decide to honour redemption requests for up to 8% of the net assets, executing 80% of the redemption requests instead of the 50% it would execute if the 5% threshold was strictly applied.

Redemption gates may only be applied on a maximum of 20 NAV dates over 3 months.

Notifying shareholders:

When redemption gates are applied, shareholders of the Sub-fund will be notified by any means via the website <https://funds.edram.com>.

Shareholders of the Sub-fund whose redemption orders will not be executed will be informed individually as soon as possible.

Processing unexecuted orders:

While redemption gates are in operation, redemption orders will be executed in the same proportions for shareholders of the Sub-fund who have made a redemption request on a given NAV date.

The unexecuted part of the redemption order will not be given priority over subsequent redemption requests. Unexecuted parts of redemption orders are automatically postponed and may not be revoked by shareholders of the Sub-fund.

Exemption from redemption gates:

Subscription and redemption transactions on the same NAV date, for the same number of shares and by a single shareholder or beneficial owner (transactions known as "round trips") are exempt from redemption gates. This exemption also applies to switches from one share class to another share class, on the same NAV date, for the same value and by a single shareholder or beneficial owner.

Subscriptions and redemptions of "A CHF", "A EUR", "A USD", "B CHF", "B EUR", "B USD", "CR EUR", "CR USD", "CRD EUR", "CRD USD", "I CHF", "I EUR", "I USD", "J CHF", "J EUR", "J USD", "K EUR", "KD EUR" and "R EUR" shares are executed by amount or by share or by thousandths of a share.

A switch from one share class to another share class within this Sub-fund or another sub-fund of the SICAV is treated as a redemption transaction followed by a new subscription. Consequently, the tax system applicable to each subscriber depends on the tax provisions applicable to the subscriber's individual situation and/or the investment jurisdiction of the Sub-fund. If there is any uncertainty, subscribers should contact their adviser to obtain information about the tax regime applicable to them.

Unitholders are advised that orders sent to institutions responsible for receiving subscription and redemption orders must take into account the deadline for centralising orders that is applied to the transfer agent, Edmond de Rothschild (France). Consequently, the other institutions named may apply their own earlier deadline, in order to take into account transfer times to Edmond de Rothschild (France).

Place and means of publication of NAV:

The Sub-fund's net asset value can be obtained from the Management Company:

EDMOND DE ROTHSCHILD ASSET MANAGEMENT (France)

47, rue du Faubourg Saint-Honoré – 75401 Paris Cedex 08

➤ **Charges and fees**

Subscription and redemption fees:

Subscription and redemption fees increase the subscription price paid by the investor or reduce the redemption price. The fees payable to the Sub-fund serve to offset the charges incurred by the Sub-fund when investing and divesting investors' monies. Fees that are not paid to the UCITS are paid to the Management Company, promoter, etc.

Fees payable by the investor on subscriptions and redemptions	Basis	Rate scale
Subscription fee not payable to the EdR SICAV – Green New Deal Sub-fund	Net asset value x Number of shares	A CHF shares: maximum 3%
		A EUR shares: maximum 3%
		A USD shares: maximum 3%
		B CHF shares: maximum 3%
		B EUR shares: maximum 3%
		B USD shares: maximum 3%
		CR EUR shares: maximum 3%
		CR USD shares: maximum 3%
		CRD EUR shares: maximum 3%
		CRD USD shares: maximum 3%
		I CHF shares: None
		I EUR shares: None
		I USD shares: None
		J CHF shares: None
		J EUR shares: None
		J USD shares: None
K EUR shares: None		
KD EUR shares: None		
R EUR shares: 3%		
Subscription fee payable to the EdR SICAV – Green New Deal Sub-fund	Net asset value x Number of shares	All classes of shares: None
Redemption fee not payable to the EdR SICAV – Green New Deal Sub-fund	Net asset value x Number of shares	All classes of shares: None
Redemption fee payable to the EdR SICAV – Green New Deal Sub-fund	Net asset value x Number of shares	All classes of shares: None

Operating and management fees:

These charges cover all costs charged directly to the Sub-fund, with the exception of transaction charges.

Transaction charges include intermediary charges (brokerage fees, local taxes, etc.) as well as any transaction fees, if applicable, that may be charged by the Custodian and the Management Company, in particular.

The following fees may be charged on top of management and administration fees:

- Performance fees.
- Transaction fees charged to the Sub-fund.
- Fees linked to temporary purchases and sales of securities, if applicable.

The Management Company is required to pay a share of the UCI's financial management fees as remuneration to intermediaries such as investment companies, insurance companies, management companies, marketing intermediaries, distributors or distribution platforms who have signed an agreement on distributing, investing UCI equities or forming relationships with other investors. This remuneration is variable, and depends on the business relationship with the intermediary and on the improvement in the quality of services provided to the client, which can be justified by the recipient of this remuneration. This remuneration may be fixed or calculated based on the net assets subscribed as a result of the intermediary's actions. The intermediary may or may not be a member of the Edmond de Rothschild group. In accordance with the applicable regulations, each intermediary will provide the customer with any useful information on costs and fees, as well as their remuneration.

For more details regarding ongoing charges invoiced to the investor, please refer to the Key Information Documents (KIDs).

Fees charged to the Sub-fund	Basis	Rate and scale
Financial management fees	Net assets of the Sub-fund	A CHF shares: Maximum 1.70% incl. taxes*
		A EUR shares: Maximum 1.70% incl. taxes*
		A USD shares: Maximum 1.70% incl. taxes*
		B CHF shares: Maximum 1.70% incl. taxes*
		B EUR shares: Maximum 1.70% incl. taxes*
		B USD shares: Maximum 1.70% incl. taxes*
		CR EUR shares: Maximum 0.95% incl. taxes*
		CR USD shares: Maximum 0.95% incl. taxes*
		CRD EUR shares: Maximum 0.95% incl. taxes*
		CRD USD shares: Maximum 0.95% incl. taxes*
		I CHF shares: Maximum 0.85% incl. taxes*
		I EUR shares: Maximum 0.85% incl. taxes*
		I USD shares: Maximum 0.85% incl. taxes*
		J CHF shares: Maximum 0.85% incl. taxes*
		J EUR shares: Maximum 0.85% incl. taxes*
		J USD shares: Maximum 0.85% incl. taxes*
		K EUR shares: Maximum 1.00% incl. taxes*
		KD EUR shares: Maximum 1.00% incl. taxes*
		R EUR shares: Maximum 2.05% incl. taxes*
Administrative costs external to the Management Company**, particularly custodian, appraiser and statutory auditor fees, etc.	Net assets of the Sub-fund	A CHF shares: Maximum 0.15% incl. taxes*
		A EUR shares: Maximum 0.15% incl. taxes*
		A USD shares: Maximum 0.15% incl. taxes*
		B CHF shares: Maximum 0.15% incl. taxes*
		B EUR shares: Maximum 0.15% incl. taxes*
		B USD shares: Maximum 0.15% incl. taxes*
		CR EUR shares: Maximum 0.15% incl. taxes*
		CR USD shares: Maximum 0.15% incl. taxes*
		CRD EUR shares: Maximum 0.15% incl. taxes*
		CRD USD shares: Maximum 0.15% incl. taxes*
		I CHF shares: Maximum 0.15% incl. taxes*
		I EUR shares: Maximum 0.15% incl. taxes*
		I USD shares: Maximum 0.15% incl. taxes*
		J CHF shares: Maximum 0.15% incl. taxes*
		J EUR shares: Maximum 0.15% incl. taxes*
		J USD shares: Maximum 0.15% incl. taxes*
		K EUR shares: Maximum 0.15% incl. taxes*
		KD EUR shares: Maximum 0.15% incl. taxes*
		R EUR shares: Maximum 0.15% incl. taxes*
Performance fee (1)	Net assets of the Sub-fund	A CHF shares: 15% per year of the outperformance compared to the benchmark MSCI World, net dividends reinvested.
		A EUR shares: 15% per year of the outperformance compared to the benchmark MSCI World, net dividends reinvested.

		A USD shares: 15% per year of the outperformance compared to the benchmark MSCI World, net dividends reinvested.
		B CHF shares: 15% per year of the outperformance compared to the benchmark MSCI World, net dividends reinvested.
		B EUR shares: 15% per year of the outperformance compared to the benchmark MSCI World, net dividends reinvested.
		B USD shares: 15% per year of the outperformance compared to the benchmark MSCI World, net dividends reinvested.
		CR EUR shares: 15% per year of the outperformance compared to the benchmark MSCI World, net dividends reinvested.
		CR USD shares: 15% per year of the outperformance compared to the benchmark MSCI World, net dividends reinvested.
		CRD EUR shares: 15% per year of the outperformance compared to the benchmark MSCI World, net dividends reinvested.
		CRD USD shares: 15% per year of the outperformance compared to the benchmark MSCI World, net dividends reinvested.
		I CHF shares: 15% per year of the outperformance compared to the benchmark MSCI World, net dividends reinvested.
		I EUR shares: 15% per year of the outperformance compared to the benchmark MSCI World, net dividends reinvested.
		I USD shares: 15% per year of the outperformance compared to the benchmark MSCI World, net dividends reinvested.
		J CHF shares: 15% per year of the outperformance compared to the benchmark MSCI World, net dividends reinvested.
		J EUR shares: 15% per year of the outperformance compared to the benchmark MSCI World, net dividends reinvested.
		J USD shares: 15% per year of the outperformance compared to the benchmark MSCI World, net dividends reinvested.
		K EUR shares: None
		KD EUR shares: None
		R EUR shares: 15% per year of the outperformance compared to the MSCI World benchmark index, net dividends reinvested.

*Incl. taxes = inclusive of all taxes.

For this activity, the Management Company has not opted for VAT

** In the event of an increase in administrative fees external to the Management Company of 0.10% (incl. taxes) or less per annum, the Management Company may inform shareholders of the Sub-fund by any means. In the event of an increase of more than 0.10% (incl. taxes) per annum, shareholders will be informed individually and offered the chance to redeem their shares free of charge.

(1) Performance fee

Performance fees are payable to the Management Company in accordance with the following procedure.

Benchmark index: MSCI World, net dividends reinvested.

The performance fee is calculated by comparing the performance of the sub-fund's share with that of an indexed reference asset. The indexed reference asset reproduces the performance of the benchmark index, adjusted for subscriptions, redemptions and, where applicable, dividends.

When the share outperforms its benchmark index, a provision of 15% will be applied to its outperformance.

In cases where the sub-fund's share outperforms that of its benchmark index over the reference period—even if the share has had a negative performance—a performance fee may be charged.

A provision for performance fees will be made each time the net asset value is calculated.

When shares are redeemed, the Management Company receives the portion of the performance fee corresponding to the shares redeemed.

In the event of under-performance, the performance fee provision will be reduced by reversing the provision. The reversal cannot be more than the provision.

The reference periods shall end with the last net asset value for the month of September.

This performance fee is payable annually after the last net asset value for the reference period is calculated.

The reference period is a minimum of one year. The first reference period shall run from the date of creation of the share to the end date of the first reference period, ensuring compliance with the minimum term of one year.

At the end of the reference period, if the performance of the share is less than that of its benchmark index over the reference period, the fee is not payable and the reference period will be extended by one year. The reference period may be extended four times.

At the end of a reference period of five years or more, if the performance of the share is less than that of its benchmark index, the reference period will not be extended. A new reference period shall then be established, beginning at the end of the previous reference period.

At the end of a reference period:

- If the difference between the NAV of the share and its target NAV is positive, a performance fee will be implemented and charged. This NAV becomes the new reference NAV;

- If the difference between the NAV of the share and its target NAV is negative, a performance fee will not be implemented or charged; and:

- if the share has a reference period of less than five years, it will be extended by one year. The reference NAV then remains unchanged.

- when the reference period is five years or more, this will end and the NAV at the end of this reference period will become the new reference NAV.

Calculation method

Amount of provision = MAX (0; NAV(t) – Target NAV) x performance fee rate

NAV (t): net assets as at date t

Reference NAV: last net asset value of the previous reference period

Reference date: date of reference NAV

Target NAV = Reference NAV x (benchmark index value on date t/benchmark index value on the reference date) adjusted for subscriptions, redemptions and dividends.

Examples:

The examples below are based on the assumption of zero subscriptions, redemptions and dividends.

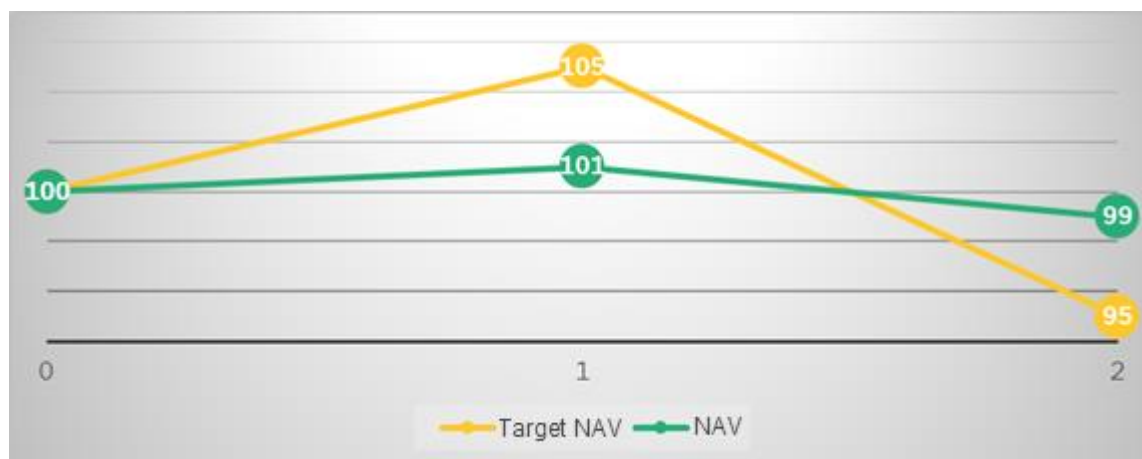
Example 1:

Period	0	1	2
Target NAV	100	105	95
NAV	100	101	99
Basis of calculation: NAV-Target NAV		-4	4

Period	Combined share performance*	Combined index performance*	Combined relative performance*	Share performance in previous year	Index performance in previous year	Relative performance in previous year	Charged fee**	Renewed/extended period
0-1	1	5	-4	1	5	-4	No	Extension
0-2	-1	-5	4	-2	-10	8	Yes	Renewal

*from start of reference period

** of outperformance



0–1 period: The NAV for the reference period is less than the Target NAV (101 versus 105, differential/relative performance from start of reference period of -4). No performance fee is therefore charged and the initial one-year reference period is extended by an additional year. The reference NAV is unchanged.

0–2 period: The NAV for the reference period is higher than the Target NAV (99 versus 95, differential/relative performance from start of reference period of 4). Absolute performance from the start of the reference period is negative (end of reference period NAV: 99 < NAV start of reference period: 100). A performance fee is charged, its basis of calculation is equal to the combined relative performance since the start of the reference period (4). Its amount is equal to the basis of calculation multiplied by the performance fee rate. The reference period is renewed and a new reference NAV is set at 99.

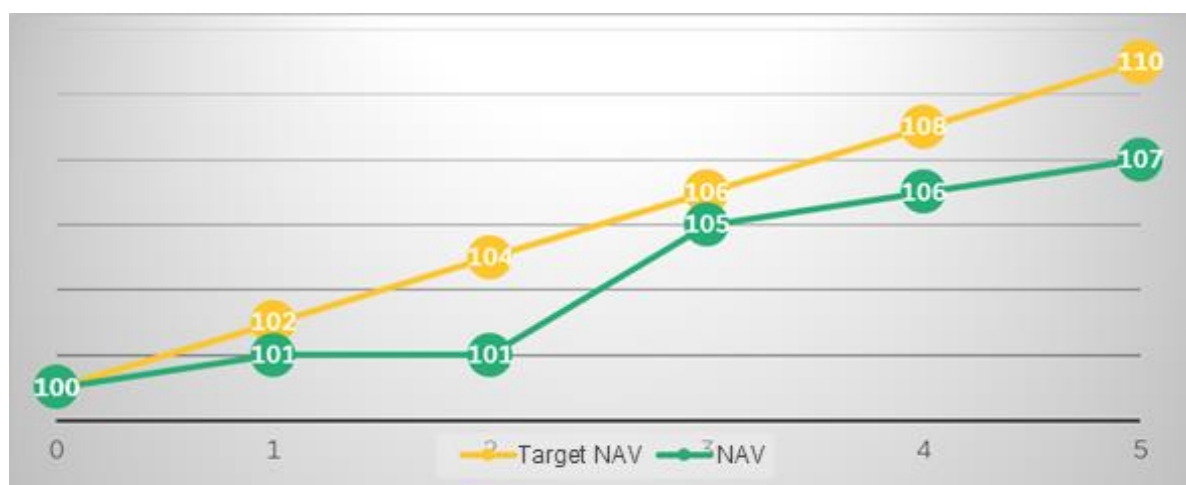
Example 2:

Period	0	1	2	3	4	5
Target NAV	100	102	104	106	108	110
NAV	100	101	101	105	106	107
Basis of calculation: NAV-Target NAV		-1	-3	-1	-2	-3

Period	Combined share performance*	Combined index performance*	Combined relative performance*	Share performance in previous year	Index performance in previous year	Relative performance in previous year	Application of a fee	Renewed/extended period
0–1	1	2	-1	1	2	-1	No	Extension
0–2	1	4	-3	0	2	-2	No	Extension
0–3	5	6	-1	4	2	2	No	Extension
0–4	6	8	-2	1	2	-1	No	Extension
0–5	7	10	-3	1	2	-1	No	Renewal

*from start of reference period

** of outperformance



0–1 and 0–2 period: The absolute performance generated over the period is positive (NAV>reference NAV) but the relative performance is negative (NAV<Target NAV). No performance fee is charged. The reference period is extended by one year at the end of the first year and by an additional year at the end of the second year. The reference NAV is unchanged.

0–3 period: The absolute performance generated over the period is positive (5) and the relative performance generated over the year is positive (4) but the cumulative relative performance since the start of the reference period (0–3) is negative (-1). Therefore, no performance fee is charged. The reference period is extended by an additional year. The reference NAV is unchanged.

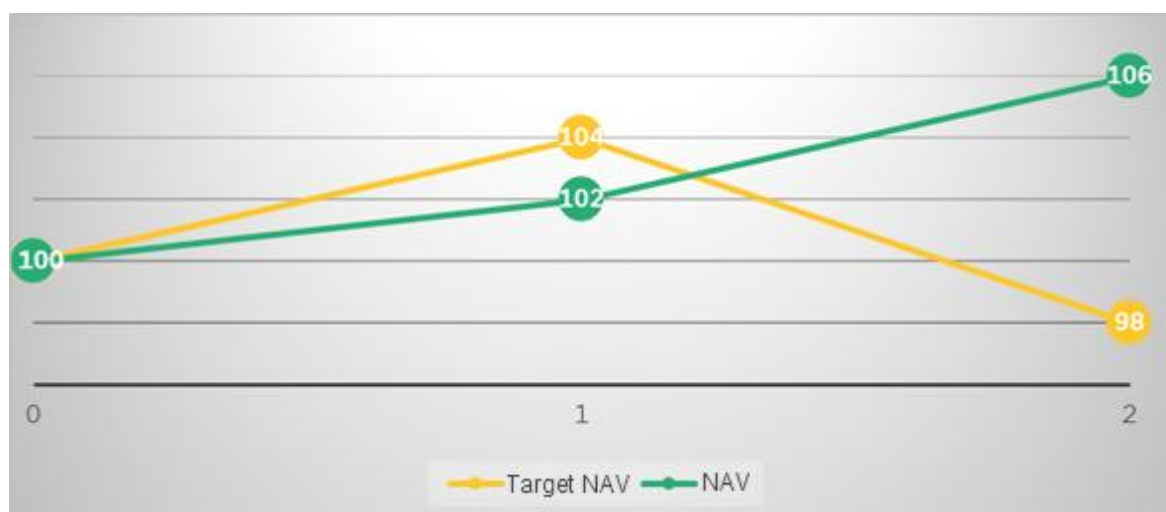
0–4 period: Negative relative performance over the period, no performance fee, the reference period is extended again by an additional year for the fourth and last time. The reference NAV is unchanged.

0–5 period: Negative relative performance over the period, no performance fee is charged, reference period renewed, since the reference period has already been extended four times. A new reference NAV is set at 107.

Example 3:

Period	0	1	2
Target NAV	100	104	98
NAV	100	102	106
Basis of Calculation: NAV-Target NAV		-2	8

Period	Combined share performance*	Combined index performance*	Combined relative performance*	Share performance in previous year	Index performance in previous year	Relative performance in previous year	Application of a fee	Renewed/extended period
0–1	2	4	-2	2	4	-2	No	Extension
0–2	6	-2	8	4	-6	10	Yes	Renewal



0–1 period: Positive absolute performance but underperformance of -2 (102–104) over the reference period. No performance fee is charged. The reference period is extended by one year. The reference NAV is unchanged.

0–2 period: Positive absolute performance and outperformance of 8 (106–98). A performance fee is therefore charged with a basis of calculation of 8. The reference period is renewed, a new reference NAV is set at 106.

Fees linked to equity research as defined by Article 314-21 of the AMF General Regulation are charged to the Sub-fund

Any retrocession of management fees for the underlying UCIs and investment funds collected by the EdR SICAV – Green New Deal Sub-fund will be repaid to the Sub-fund. The rate of management fees applicable to the underlying UCIs and investment funds will be valued by taking into account any retrocessions collected by the Sub-fund.

In the exceptional case that a sub-custodian applies an unanticipated transaction fee not set out in the terms and conditions above, with regard to a specific transaction, a description of the transaction and the transaction fees charged will be specified in the management report of the SICAV.

Shareholders can find out more information in the SICAV's annual report.

Procedure for selecting intermediaries:

In accordance with the AMF General Regulation, the Management Company has established a Best Selection/Best Execution policy for intermediaries and counterparties.

The purpose of this policy is to select, according to various predetermined criteria, the brokers and intermediaries whose execution policy will achieve the best possible results when executing orders. The Edmond de Rothschild Asset Management (France) Policy is available on its website: www.edram.fr.

Calculation and allocation of the proceeds resulting from temporary purchases and sales of securities and any equivalent transaction under foreign law:

Repurchase agreements are conducted through Edmond de Rothschild (France) according to the prevailing market conditions at the time of the transaction.

The operating costs and expenses linked to these transactions are borne by the Sub-fund. Income generated by these transactions is paid in full to the Sub-fund.

EdR SICAV – Corporate Hybrid Bonds

➤ **Date created**

The Sub-fund was approved by the French financial markets authority (Autorité des Marchés Financiers – AMF) on 05 November 2021.

The Sub-fund was created on 09 December 2021.

➤ **ISIN code**

A CHF (H) shares:	FR00140058Y9
A EUR shares:	FR00140059A7
A USD (H) shares:	FR0014005997
B EUR shares:	FR0014005989
B USD (H) shares:	FR001400DLX2
CR EUR shares:	FR0014005971
CR (H) USD shares:	FR0014005963
CRD EUR shares:	FR0014005955
I CHF (H) shares:	FR0014005948
I EUR shares:	FR0014005930
I USD (H) shares:	FR0014005922
J EUR shares:	FR0014005914
J USD (H) shares:	FR00140079Y5
K EUR shares:	FR0014005906
NC EUR shares:	FR00140058Z6
OC EUR shares:	FR00140058X1

➤ **Specific tax regime**

None

➤ **Delegation of financial management**

Edmond de Rothschild Asset Management (France) delegates part of the financial management of the SICAV to: Edmond de Rothschild (Suisse) S.A.

This delegation of financial management focuses on currency hedging of the hedged shares.

➤ **Classification**

Bonds and other international debt securities.

➤ **Exposure to other foreign UCITS, AIFs or investment funds**

Up to 10% of its net assets.

➤ **Investment objective**

The objective of the Sub-fund is to outperform the ICE BofA Global Hybrid Non-Financial Corporate 5% Constrained Index over the recommended investment period through a portfolio invested mainly in hybrid debt securities of companies from any geographical region. These bond-type securities are issued by non-financial companies with the following characteristics: Subordinated payment rank and issued with a "perpetual" maturity or more than 50 years at issuance.

The Sub-fund is actively managed, which means that the Manager makes investment decisions with the aim of achieving the Sub-Fund's objective and investment policy. This active management includes taking decisions related to asset selection, regional allocation, sectoral views and overall market exposure.

The Manager is in no way limited by the composition of the benchmark index in the positioning of the portfolio, and the Sub-Fund may not hold all the components of the benchmark index or indeed any of the components in question. The difference compared to the benchmark index may be total or significant, but sometimes may also be limited.

➤ **Benchmark index**

The Sub-fund's performance indicator is the ICE BofA Global Hybrid Non-Financial Corporate 5% Constrained Index hedged in EUR, published by ICE Benchmark Administration Limited. It is representative of the hybrid non-financial corporate debt market. The benchmark index is expressed in the currency of the share in question.

The benchmark index for the CHF-denominated Sub-Classes (H) is the ICE BofA Global Hybrid Non-Financial Corporate Constrained Index hedged and expressed in CHF, and the benchmark for the USD-denominated Sub-Classes (H) is the index ICE BofA Global Hybrid Non-Financial Corporate Constrained Index hedged and expressed in USD.

As the management of the Sub-fund is not index-linked, its performance may differ from that of its benchmark index, which serves only as a basis for comparison.

The rates and indices used are annualised. Coupons are included in calculating the performance of this index.

ICE Benchmark Administration Limited (website: <https://www.theice.com/iba>), the administrator of the benchmark ICE BofA Global Hybrid Non-Financial Corporate Constrained Index, is not included in the register of administrators and benchmark indices held by ESMA and is covered by the transitional provisions set out in Article 51 of the Benchmarks Regulation.

In accordance with Regulation (EU) 2016/1011 of the European Parliament and of the Council of 8 June 2016, the Management Company has a procedure in place for monitoring the benchmark indices used, which sets out the action to be taken in the event that an index materially changes or ceases to be provided.

➤ **Investment strategy**

Strategies used:

In order to achieve its management objective, the Manager will invest in a discretionary manner in bonds, including 50% to 100% of the net assets in hybrid bonds, issued by non-financial, international, public or private companies and up to 15% of the net assets in bonds of financial institutions.

The ESG investment universe is composed of the securities of the Sub-fund's benchmark.

The Management Company may select securities from outside of its investment universe. It will, however, ensure that the selected investment universe is a relevant means of comparison for the Sub-fund's ESG rating.

The Sub-fund may also invest up to 10% of its net assets in issuers of high-yield hybrid bonds that also belong to the "High Yield" category in respect of their senior debt (speculative issues with a Standard and Poor's or equivalent long-term rating below BBB-, or with an equivalent rating assigned by the management company), or with no rating-agency rating. This 10-percent threshold also applies to speculative "High Yield" corporate bonds and corporate bonds with no rating-agency rating.

For each security held in the portfolio:

- For hybrid securities:

§ If the security is rated as "Investment Grade", this is the rating that will be used;

§ If the security is rated as "High Yield", the rating that applies to the issuer's most senior debt will be used.

- For corporate bonds, the "second-best" rating will be used.

The Sub-fund may invest up to 20% of its net assets in bond-type securities issued by financial and non-financial companies domiciled in emerging countries. However, these bonds will be denominated in a currency of so-called developed countries (EUR, GBP, CHF, USD, JPY).

The Manager may also invest up to 15% of the net assets in any bond-type security in the financial sector, both in senior securities and in dated and non-dated subordinated securities of any level of subordination (Tier 1, Upper

Tier 2 or Lower Tier 2) including hybrid securities (such as AT1). The selected securities may be Investment Grade (rating of BBB- or higher from Standard and Poor's or equivalent or a rating deemed equivalent by the management company) or High Yield (speculative securities with a long-term rating of BBB- or lower from Standard and Poor's or equivalent, or an equivalent internal rating from the management company) or unrated by the credit rating agencies.

Senior securities are generally defined as being priorities compared to subordinated securities in the event of the default of an issuer. Subordinated securities usually include priority levels (in case of default) that are set out contractually in the offering prospectus.

As the Sub-fund may invest in bonds of any subordination rank, there is a possibility that these instruments may be converted into shares at the initiative of the regulator or in the event, for example, of a fall in the solvency ratio below a threshold value that is generally contractually defined.

In the event that equities and bonds held in the portfolio are converted, the Sub-fund may temporarily hold shares up to the limit of 10% of its net assets and will proceed to sell them as soon as possible in the best interests of the shareholders.

In order to hedge its assets, exposure and/or achieve its management objective, and without seeking overexposure, the Sub-fund may use financial contracts traded on regulated markets (futures, interest rate futures, currency futures, listed options), organised or over-the-counter markets (options, swaps, etc.), up to a limit of 100% of its net assets. In this situation, the Manager may obtain exposure to or synthetically hedge indices, industry sectors or geographic regions. In this respect, the Sub-fund may take a position with a view to hedging the portfolio against certain risks (interest rate, credit, currency) or to exposing itself to interest rate and credit risks. With this in mind, the Manager may adopt strategies chiefly aimed at anticipating or protecting the Sub-fund against the risk of default by one or more issuers or exposing the portfolio to the credit risks of one or more issuers. These strategies will be implemented by purchasing or selling protection via credit default swap credit derivatives, on a single benchmark entity or on indices (iTraxx or CDX).

The Sub-fund may use securities with embedded derivatives in the same manner and with the same objectives as referred to above for derivatives.

The face value of sales of protection via credit derivatives may not exceed 60% of the Sub-fund's net assets. The face value of purchases of protection via credit derivatives may not exceed 70% of the Sub-fund's net assets.

Environmental, social and governance (ESG) criteria are one of the components subject to management, although their weighting in the final decision is not defined beforehand.

In the portfolio, at least 90% of debt securities and money-market instruments with an investment-grade credit rating, or issued by "developed" countries, and 75% of debt securities and money-market instruments with a high-yield credit rating, or issued by "emerging" countries, will have an ESG rating. This is either a proprietary ESG rating or a rating provided by an external non-financial data agency. Both ratios are expressed as a capitalisation of the net assets of the collective investment.

At the end of this process, the Sub-fund will have an ESG rating that is greater than that of its investment universe. In addition, the Manager will not invest in the lowest-rated securities as rated by the external rating provider used by the Management Company.

Furthermore, the securities selection process also includes negative screening, which involves excluding companies that contribute to the production of controversial weapons, in compliance with international agreements in this field, as well as companies exposed to activities related to thermal coal, unconventional fossil fuels and tobacco, in accordance with the exclusion policy of Edmond de Rothschild Asset Management (France) available on its website. This negative screening helps mitigate sustainability risk.

The Sub-fund promotes environmental, social and governance (ESG) criteria within the meaning of Article 8 of Regulation (EU) 2019/2088, known as the "Disclosure Regulation" or "SFDR", and is subject to sustainability risk as defined in the Risk Profile section of the prospectus.

The Sub-fund integrates sustainability risk and takes into account the main negative impacts in its investment decisions.

As part of its proprietary ESG analysis method, Edmond de Rothschild Asset Management (France) takes into account, to the extent that data is available, the eligibility share and alignment with the taxonomy regarding the

proportion of the turnover that is considered to be green or the investments aligned with this. We take into account the figures published by businesses or estimated by external service providers. We always consider the environmental impact, according to sectoral specificities. The carbon footprint on relevant parameters, the company's climate strategy and greenhouse gas reduction goals can also be analysed, as well as the environmental added value of products or services, eco-design etc.

The "causing no significant harm" principle only applies to investments underlying the financial product that take into account the environmental criteria of the European Union in terms of sustainable economic activities. The investments underlying the remaining portion of this financial product do not take into account the environmental criteria of the European Union in terms of sustainable economic activities.

As it is currently unable to provide reliable data for evaluating the share of its investments that are eligible for or aligned with the EU Taxonomy Regulation, at this stage, the Fund/Sub-fund is not able to fully and accurately calculate the underlying investments that qualify as environmentally sustainable in the form of a minimum alignment percentage in accordance with a strict interpretation of Article 3 of the aforementioned regulation.

Currently, the sub-fund does not aim to make investments that contribute to environmental objectives focused on mitigating climate change and/or adapting to climate change.

Therefore, the percentage of investments aligned with the Taxonomy is currently 0%.

The strategy is based on both a bottom-up approach and a top-down approach.

The bottom-up approach, based on the combination of credit analysis and the study of valuations at the "issuer" and "issue" levels, aims to identify issuers and/or issues with a higher relative value than others. The selection model is based on a fundamental and quantitative analysis of each issuer and issue, which revolves around the evaluation of criteria such as:

- the clarity of the company's strategy;
- its solvency;
- the "strategic" nature of the company.

Lastly, within the scope of the issuers selected through a combination of quantitative and fundamental analysis, the choice of exposures will be based on characteristics such as the rating of the issuer, the liquidity of the securities or their maturity.

The top-down approach, based on an analysis of the macroeconomic situation, is used to determine the risks and opportunities from a macro/top-down perspective, and in turn the desired overall risk level and exposure of the portfolio to key themes, including but not limited to: credit sensitivity, geographic region, sector exposure and interest rate sensitivity. The macro approach seeks to combine discretionary thematic views with valuation-based approaches to assist in the portfolio construction process in order to achieve the investment objective. For the purposes of the management of the Sub-fund, the approach also incorporates the global and local regulatory universe in which the issuers operate.

The acquisition of securities or UCIs denominated in a currency other than that of the Sub-fund will be subject to currency risk hedging, which will be carried out as soon as operationally possible, regardless of the currency of the share to which investors have subscribed. However, a residual currency risk may remain and is not expected to exceed 2%.

The Manager will also implement management of the Sub-fund's sensitivity to interest rates, which may vary between 0 and 10.

During periods when the investment strategy may lead the management team to reduce the Sub-fund's exposure to bonds and/or other debt instruments in order to achieve the management objective, up to 100% of the Sub-fund may be invested in short-term negotiable securities and euro commercial papers. These financial instruments may also be used incidentally for cash investment purposes.

The Sub-fund is not intended to be a cash borrower. However, a liability position may exist at certain points due to transactions related to the Sub-fund's cash flows (ongoing investments and divestments, subscription/redemption transactions, etc.), up to a limit of 10% of the net assets.

. Assets:Equities

The Sub-fund is not intended to hold equities.

However, the Sub-fund may invest in bonds of all levels of subordination or in contingent convertible bonds. These instruments may be converted into equities on the initiative of the regulator or in the event, for example, of a lowering of the solvency ratio below the threshold generally laid down contractually. In the event that equities and bonds held in the portfolio are converted, the Sub-fund may temporarily hold shares up to the limit of 10% of its net assets and will proceed to sell them as soon as possible in the best interests of the shareholders.

Debt securities and money market instruments: (up to 100% of the portfolio)

General characteristics:

Sensitivity to interest rates	-	[0; +10]
Geographic region of issuers	All geographic regions	up to 100% of net assets
	Emerging markets	up to 20% of net assets
	- OECD currencies (for emerging countries: only issues denominated in: EUR, GBP, CHF, USD, JPY)	up to 100% of net assets
Currency risk level	-	Residual (up to 2% of net assets)

Distribution of private debt/public debt:

The Sub-fund may invest up to 100% of its net assets in private debt.

The Sub-fund may also invest in State securities issued by OECD countries, particularly for the purposes of liquidity management.

Criteria related to ratings and subordination:

Up to 100% of the net assets of the Sub-fund may be exposed to dated or non-dated financial and non-financial sector bond-type securities (senior debt and subordinated debt), of all ratings, and of any subordination rank.

The Sub-fund may also invest up to 10% of its net assets in issuers of hybrid bonds that also belong to the "High Yield" category in respect of their senior debt (speculative issues with a Standard and Poor's or equivalent long-term rating below BBB-, or with an equivalent rating assigned by the management company), or with no rating-agency rating. This 10-percent threshold also applies to speculative "High Yield" corporate bonds and corporate bonds with no rating-agency rating.

For each security held in the portfolio:

- For hybrid securities:

§ If the security is rated as "Investment Grade", this is the rating that will be used;

§ If the security is rated as "High Yield", the rating that applies to the issuer's most senior debt will be used.

- For corporate bonds, the "second-best" rating will be used.

The selection of securities is not based automatically and exclusively on the rating criterion. It is mainly based on an internal qualitative, quantitative and fundamental analysis. Prior to each investment decision, the management company analyses each security against criteria other than its rating. In the event that an issuer in the High Yield category has its rating downgraded, the management company must conduct a detailed analysis in order to decide whether to sell or retain the security, so as to maintain the rating objective.

The Sub-fund may invest in debt securities of all types including, in particular, fixed-rate, variable-rate and adjustable-rate bonds, negotiable debt securities, savings certificates, treasury bills, EMTNs and euro commercial papers.

The Sub-fund may invest up to 20% of its net assets in bond-type securities issued by financial and non-financial companies domiciled in emerging countries, or issued by governments of emerging countries. However, these bonds will be denominated in a currency of so-called developed countries (EUR, GBP, CHF, USD, JPY).

Shares or units of other French undertakings for collective investment or other foreign UCITS, AIFs or investment funds

The Sub-fund may invest up to 10% of its assets in units or shares of French or foreign UCITS or French AIFs. These UCIs may be managed by the management company or by an affiliated company.

Currencies

The acquisition of securities or UCIs denominated in a currency other than the euro will be hedged against currency risk. Nevertheless, a residual currency risk (maximum of 2% of the net assets) may remain.

Financial contracts

In order to hedge its assets, exposure and/or achieve its management objective, and without seeking overexposure, the Sub-fund may use financial contracts traded on regulated markets (futures, interest rate futures, currency futures, listed options), organised or over-the-counter markets (options, swaps, etc.), up to a limit of 100% of its net assets. In this situation, the Manager may obtain exposure to or synthetically hedge indices, industry sectors or geographic regions. In this respect, the Sub-fund may take a position with a view to hedging the portfolio against certain risks (interest rate, credit, currency) or to exposing itself to interest rate and credit risks. In order to significantly limit the total counterparty risk of instruments traded over-the-counter, the Management Company may receive cash collateral, which will be deposited with the custodian and will not be reinvested.

Types of markets invested in:

- Regulated markets
- Organised markets
- Over-the-counter markets

Risks in which the Manager intends to trade for the purposes of portfolio hedging or exposure:

- Interest rate risk
- Currency risk (solely for hedging purposes)
- Credit risk
- as well as components of these risks

Types of investment (transactions must only be undertaken in order to achieve the management objective):

- Hedging
- Exposure
- Arbitrage

Types of instruments used:

- Options and futures: financial indices, currencies, interest rates, options on interest rate and credit futures
- Forward currency contracts and currency swaps
- Swaps: interest rates (fixed/floating, all combinations and inflation), currencies and components of these assets.
- Single-name or index-linked credit default swaps
- Options on CDS on indices

In addition, the Sub-fund may use over-the-counter forward foreign exchange contracts in the form of total return swaps (TRS) on bonds, bond indices and/or bond baskets up to a limit of 100% of its net assets for the purpose of hedging or exposure. The expected proportion of assets under management that will be subject to such contracts is 25%.

The counterparties to the transactions of these contracts are first-rate financial institutions domiciled in OECD countries that have a minimum rating of Investment Grade (rating greater than or equal to BBB- by Standard & Poor's or equivalent, or a rating deemed equivalent by the Management Company).

These counterparties do not have any influence over the composition or management of the Sub-fund's portfolio.

Securities with embedded derivatives

To achieve its management objective, the Sub-fund may also invest in financial instruments containing embedded derivatives. The Sub-fund may solely invest in:

- callable or puttable bonds,
- convertible bonds,
- contingent convertible bonds (CoCos).

Cash loans

The Sub-fund is not intended to be a cash borrower. However, a liability position may exist at certain points due to transactions related to the Sub-fund's cash flows (ongoing investments and divestments, subscription/redemption transactions, etc.), up to a limit of 10% of the net assets.

Repurchase and reverse repurchase agreements

In order to achieve efficient portfolio management and without deviating from its investment objectives, the Sub-fund may make temporary purchases of securities involving eligible financial securities or money-market instruments, up to 100% of its net assets. More precisely, these transactions will consist of repurchase agreements on interest-rate or debt securities of eurozone countries and will be carried out for the purposes of cash management and/or the optimisation of the Sub-fund's income.

The expected proportion of assets under management, which will be the subject of such transactions, will be 10% of the net assets.

The counterparties to these transactions are first-rate financial institutions domiciled in OECD countries that have a minimum investment grade rating (rating greater than or equal to BBB- according to Standard & Poor's or equivalent, or a rating deemed equivalent by the Management Company).

These counterparties do not have any influence over the composition or management of the Sub-Fund's portfolio.

In order to significantly limit the total counterparty risk of instruments traded over-the-counter, the Management Company may receive cash collateral, which will be deposited with the custodian and will not be reinvested.

Further information on the fees applicable to temporary purchases and sales of securities is provided in the "Charges and fees" section.

Deposits

The Sub-fund may hold up to a maximum of 20% of its net assets in deposits with the custodian.

➤ **Investments between Sub-funds**

The Sub-fund may invest up to 10% of its net assets in another sub-fund of the SICAV Edmond de Rothschild Fund. The overall investment in other sub-funds of the SICAV is limited to 10% of its net assets.

➤ **Risk profile**

Your money will primarily be invested in financial instruments selected by the management company. These instruments will be subject to market trends and fluctuations.

The risk factors described below are not exhaustive. It is the responsibility of each investor to analyse the risk associated with such an investment and to form his/her own opinion independently of the Edmond de Rothschild Group by obtaining as much specialist advice on such matters as is necessary in order to ensure this investment is appropriate for his/her financial and legal position and investment term.

Risk of capital loss:

The Sub-Fund does not guarantee or protect the capital invested, so investors may not recover the full amount of the capital they initially invested, even if they retain the shares for the duration of the recommended investment period.

Discretionary management risk:

The discretionary management style is based on anticipating trends in the various markets (equities, bonds, money market, commodities and currencies). However, there is a risk that the Sub-Fund may not be invested in the best-performing markets at all times. The Sub-Fund's performance may therefore be lower than the investment objective, and a drop in its net asset value may lead to negative performance.

Credit risk:

The main risk linked to debt securities and/or money market instruments, such as Treasury bills (BTFs and BTANs) or short-term negotiable securities, is that of issuer default due either to the non-payment of interest and/or the non-repayment of capital. Credit risk is also associated with the downgrading of an issuer. Shareholders are reminded that the net asset value of the Sub-Fund is likely to fall if a total loss is recorded on a financial instrument following default by an issuer. The inclusion of debt securities in the portfolio, whether directly or through UCIs, exposes the Sub-fund to the effects of variations in credit quality.

Credit risk linked to investment in speculative securities:

The Sub-fund may invest in issues from companies rated as non-investment grade by a rating agency (rating below BBB- from Standard & Poor's or equivalent) or those with an equivalent internal rating from the Management Company. These issues are known as speculative securities and present a higher risk of issuer default. This Sub-Fund should therefore be considered partly speculative and as being aimed specifically at investors who are aware of the risks inherent in investing in such securities. As a result, the use of high-yield securities (speculative securities with a higher risk of issuer default) may incur a greater risk of a fall in the net asset value.

Interest rate risk:

The exposure to interest rate products (debt securities and money market instruments) makes the Sub-Fund sensitive to interest rate fluctuations. Interest rate risk might result in a fall in the value of the security and thus the net asset value of the Sub-Fund in the event of a change in the yield curve.

Risk associated with financial and counterparty contract commitments:

The use of financial contracts may entail the risk of a sharper, more abrupt fall in the net asset value than in the markets in which the Sub-Fund invests. Counterparty risk results from this Sub-Fund's use of financial contracts traded on over-the-counter markets and/or of temporary purchases and sales of securities. Such transactions potentially expose the Sub-Fund to the risk of one of its counterparties defaulting and to a possible decrease in its net asset value.

Risk associated with investing in emerging markets:

The Sub-fund may be exposed to emerging markets. In addition to the individual risks of each issuing company, there are also external risks, particularly in these markets. Furthermore, investors are reminded that the operating and oversight conditions in these markets may deviate from the standards prevailing on major international exchanges. Consequently, the holding of such securities may increase the portfolio's risk profile. A fall in the market may thus be more pronounced and rapid than in developed countries, the net asset value may fall further and more rapidly and, finally, the companies held in the portfolio may have governments as shareholders.

Currency risk:

The capital may be exposed to currency risk when its constituent securities or investments are denominated in a different currency from that of the Sub-fund. Currency risk is the risk of a fall in the exchange rate of the base currency of financial instruments in the portfolio against the Sub-fund's base currency, the euro, which may lead to a fall in the net asset value.

Equity risk:

The value of a share may vary as a result of factors related to the issuing entity but also as a result of external political or economic factors. Fluctuations in the equity and convertible bond markets, whose performance is in part correlated with that of the underlying equities, may lead to substantial variations in the net assets, which could have a negative impact on the performance of the Sub-fund's net asset value.

Risk associated with financial and counterparty contract commitments:

The use of financial contracts may entail the risk of a sharper, more abrupt fall in the net asset value than in the markets in which the Sub-Fund invests. Counterparty risk results from this Sub-Fund's use of financial contracts traded on over-the-counter markets and/or of temporary purchases and sales of securities. Such transactions potentially expose the Sub-Fund to the risk of one of its counterparties defaulting and to a possible decrease in its net asset value.

Liquidity risk:

The markets in which the Sub-Fund trades may occasionally be affected by a lack of liquidity. These market conditions may affect the prices at which the Sub-fund may have to liquidate, initiate, or modify positions.

Risk associated with derivatives:

The Sub-Fund may invest in forward financial instruments (derivatives).

The use of financial contracts may entail the risk of a sharper, more abrupt fall in the net asset value than in the markets in which the Sub-Fund invests.

Risk associated with the currency of shares denominated in currencies other than that of the Sub-fund:

Shareholders investing in currencies other than the Sub-fund's base currency (Euro) may be exposed to currency risk if this is not hedged. The value of the Sub-fund's assets may fall if exchange rates vary, which may cause the net asset value of the Sub-fund to fall.

Hybrid and subordinated securities risk:

The Sub-fund may be exposed to hybrid or subordinated securities. Hybrid or subordinated debt is subject to specific risks of non-payment of coupons and loss of capital under certain circumstances. For non-financial bonds, hybrid debt is deeply subordinated debt, which implies a low recovery rate in the event of issuer default.

Risks associated with temporary purchases and sales of securities and with total return swaps:

The use of securities financing transactions and total return swaps, as well as the management of their collateral, may involve certain specific risks such as operational risks or custody risk. These transactions may therefore have a negative effect on the net asset value of the Sub-fund.

Legal risk:

This is the risk of inadequately drafting contracts concluded with counterparties for temporary purchases and sales of securities.

Risks associated with contingent convertible bonds (CoCos):

CoCos are subordinated debt securities issued by credit institutions or insurance or reinsurance companies that are eligible for inclusion in their capital requirement and that have the specific feature of potentially being converted into shares or having their par value reduced (write-down mechanism) in response to a trigger, as previously defined in the prospectus. A CoCo includes an option to convert into shares at the initiative of the issuer in the event that their financial situation deteriorates. In addition to the inherent interest rate and credit risk involved with bonds, activating the conversion option may cause the value of the CoCo to decrease by an amount greater than that recorded on other traditional bonds of the issuer. Under the conditions set out by the CoCo concerned, certain trigger events may lead to the main investment and/or accrued interest permanently depreciating to zero, or to the conversion of the bond into a share.

Risk linked to the conversion threshold of CoCos:

The conversion threshold of a CoCo depends on the solvency ratio of its issuer. It is the event that determines the conversion of the bond into an ordinary share. The lower the solvency ratio, the greater the likelihood of conversion.

Risk of loss or suspension of coupon:

Depending on the characteristics of the CoCos, the payment of coupons is discretionary and may be cancelled or suspended by the issuer at any time and for an indefinite period.

Risk of intervention of a regulatory authority at the point of "non-viability":

A regulatory authority determines at any time and in a discretionary manner whether an institution is "not viable", i.e. the issuing bank requires the support of the public authorities to prevent the issuer from becoming insolvent, bankrupt, unable to pay the majority of its debts as they become payable or otherwise continue its activities and requires or requests the conversion of Conditional Convertible Bonds into shares in circumstances independent of the willingness of the issuer.

Capital structure inversion risk:

Contrary to the conventional capital hierarchy, investors in CoCos may incur a loss of capital that does not affect holders of shares. In certain scenarios, holders of CoCos will incur losses before holders of shares.

Call extension risk:

Most CoCos are issued in the form of instruments of a perpetual maturity, which are only repayable at predefined levels that have the approval of the competent authority. It cannot be assumed that perpetual CoCos will be called on the call date. CoCos are a type of permanent capital. It is possible that the investor may not receive the return on the principal on the expected repayment date or any given date.

Liquidity risk:

In certain circumstances, it may be difficult to find a buyer for CoCos and the seller may be obliged to accept a significant discount on the expected value of the bond in order to be able to sell it.

Sustainability risk:

An environmental, social or governance event or condition that, if it occurs, could cause an actual or a potential material negative impact on the value of the investment. The Fund's investments are exposed to a sustainability risk that could have a significant negative impact on the value of the Fund. Consequently, the Manager identifies

and analyses sustainability risks as part of their investment policy and investment decisions.

Risks associated with ESG criteria:

The integration of ESG and sustainability criteria into the investment process may exclude securities from certain issuers on non-investment grounds and, consequently, certain market opportunities that are available to funds that do not use ESG or sustainability criteria may not be available to the Sub-fund, and the Sub-fund's performance may at times be better or worse than that of comparable funds that do not use ESG or sustainability criteria. Asset selection may be based in part on a proprietary ESG rating process or on exclusion lists ("ban lists") that partly rely on third-party data. The lack of common or harmonised definitions and labels that incorporate ESG and sustainability criteria at EU level may cause managers to adopt different approaches when defining the ESG objectives and determining whether these objectives have been achieved by the funds they manage. This also means that it may be difficult to compare strategies that include ESG and sustainability criteria, given that the selection and weightings applied to the selected investments may, to some extent, be subjective or based on indicators that may share the same name, but whose underlying meanings are different. Investors are advised that the subjective value that they may or may not assign to certain types of ESG criteria may differ substantially from the Financial Manager's methodology. The lack of harmonised definitions may also result in certain investments not benefiting from preferential tax regimes or tax credit schemes, as a result of ESG criteria being valued differently than initially envisaged.

➤ **Guarantee or protection**

None.

➤ **Eligible subscribers and typical investor profile**

A EUR, A CHF (H), A USD (H), B EUR and B USD (H) shares: All subscribers

I EUR, I CHF (H), I USD (H), J EUR, J USD (H), K EUR, NC (EUR) and OC (EUR) shares: Legal entities and institutional investors dealing on their own behalf or on behalf of third parties.

CR EUR, CR USD (H) and CRD EUR shares are intended for all subscribers; these units may be marketed to retail investors (non-professional or professional) exclusively in the following cases:

- Subscription as part of independent advice provided by a financial advisor or regulated financial entity,
- Subscription as part of non-independent advice, with a specific agreement that does not authorise them to receive or retain trailer fees,
- Subscription by a financial entity regulated on behalf of its client as part of a management mandate.

In addition to the management fees charged by the Management Company, each financial advisor or regulated financial entity may be liable to pay the management or advisory fees incurred by each investor. The Management Company is not party to such agreements.

Shares are not registered for marketing in all countries. They are therefore not available for subscription for retail investors in all jurisdictions.

The person responsible for ensuring that the criteria related to the capacity of subscribers or purchasers have been observed, and that they have received the required information, is the person entrusted with effectively implementing marketing for the SICAV.

Investors' attention is drawn to the risks inherent in this type of security, as described in the "Risk Profile" section.

This Sub-fund is specifically intended for investors who wish to maximise their bond investments through the active management of credit instruments issued by companies or institutions in the financial sector while being aware of the risks to which they are exposed; investors' attention is drawn to the risks inherent to this type of security, as described in the "Risk Profile" section.

The shares of this Sub-fund are not and will not be registered in the United States under the US Securities Act of 1933, as amended ("Securities Act 1933"), or under any other law of the United States. These shares may not be offered, sold or transferred to the United States (including its territories and possessions) or benefit, directly or indirectly, any US Person (as defined by Regulation S of the Securities Act 1933).

The Sub-fund may either subscribe to units or shares of target funds likely to participate in initial public offerings for US securities ("US IPOs") or directly participate in US initial public offerings ("US IPOs"). The Financial Industry Regulatory Authority (FINRA), in accordance with rules 5130 and 5131 of FINRA (the "Rules"), has decreed prohibitions regarding the eligibility of certain persons to participate in the allocation of US IPOs when the effective beneficiary(-ies) of such accounts are professionals in the financial services sector (including, among others, an owner or employee of a member of FINRA or a fund manager) (a "Restricted Person") or an executive officer or

director of a US or non-US company that may be in a business relationship with a member of FINRA (an “Associated Person”). The Sub-fund may not be offered or sold for the benefit or on behalf of a “US Person” as defined by “Regulation S” nor to investors considered as Restricted Persons or Associated Persons in relation to the FINRA Rules. Investors should seek advice from their legal adviser if there is any doubt about their legal status.

The appropriate amount to invest in this Sub-Fund depends on your personal situation. To determine that amount, shareholders are encouraged to seek professional advice in order to diversify their investments and determine the proportion of their financial portfolio or assets to be invested in this Sub-Fund, specifically in view of the recommended investment period and exposure to the aforementioned risks, and their personal wealth, needs and specific objectives. In all cases, shareholders must diversify their portfolio sufficiently to avoid being exposed solely to the risks of this Sub-Fund.

Recommended investment period: more than 3 years

➤ **Procedures for determining and allocating income**

Distributable income	“A CHF (H)”, “A EUR”, “A USD (H)”, “CR EUR”, “CR USD (H)”, “I CHF (H)”, “I EUR”, “I USD (H)”, “K EUR” and “NC EUR” shares	“B EUR”, “B USD (H)”, “CRD EUR”, “J EUR” and “J USD (H) shares	“OC EUR” shares
Allocation of net profit/loss	Accumulation	Distribution	Mixed (accumulation and/or distribution and/or carried forward at the discretion of the Management Company)
Allocation of net realised gains or losses	Accumulation	Accumulation (in full or in part) or Distribution (in full or in part) or Carried forward (in full or in part), at the discretion of the Management Company	Accumulation (in full or in part) or Distribution (in full or in part) or Carried forward (in full or in part), at the discretion of the Management Company

Where distribution shares are concerned, the Sub-fund’s Management Company may decide to distribute one or more interim dividends on the basis of the financial positions certified by the Statutory Auditor.

➤ **Distribution frequency**

Accumulation shares: not applicable

Distribution shares: annual with the possibility of interim dividends. The payment of distributable income takes place within a period of no more than five months following the end of the financial year and within one month for interim dividends following the date of the position certified by the statutory auditor.

➤ **Share characteristics**

The Sub-fund has 15 share classes: “A CHF (H)”, “A EUR”, “A USD (H)”, “B EUR”, “B USD (H)”, “CR EUR”, “CR USD (H)”, “CRD EUR”, “I CHF (H)”, “I EUR”, “I USD (H)”, “J EUR”, “J USD (H)”, “K EUR”, “NC EUR” and “OC EUR” shares.

The A CHF (H) share is denominated in Swiss francs and expressed in shares or thousandths of a share.

The A EUR share is denominated in Euros and expressed in shares or thousandths of a share.

The A USD (H) share is denominated in Dollars and expressed in shares or thousandths of a share.

The B EUR share is denominated in Euros and expressed in shares or thousandths of a share.

The B USD (H) share is denominated in Dollars and expressed in shares or thousandths of a share.

The CR EUR share is denominated in Euros and expressed in shares or thousandths of a share.

The CR USD (H) share is denominated in Dollars and expressed in shares or thousandths of a share.

The CRD EUR share is denominated in Euros and expressed in shares or thousandths of a share.

The I CHF (H) share is denominated in Swiss francs and expressed in shares or thousandths of a share.

The I EUR share is denominated in Euros and expressed in shares or thousandths of a share.

The I USD (H) share is denominated in Dollars and expressed in shares or thousandths of a share.

The J EUR share is denominated in Euros and expressed in shares or thousandths of a share.

The J USD (H) share is denominated in Dollars and expressed in shares or thousandths of a share.

The K EUR share is denominated in Euros and expressed in shares or thousandths of a share.

The NC EUR share is denominated in Euros and expressed in shares or thousandths of a share.
The OC EUR share is denominated in Euros and expressed in shares or thousandths of a share.

➤ ***Subscription and redemption procedures***

Date and frequency of net asset value calculation:

Daily, with the exception of public holidays and days on which the French markets are closed (according to the official Euronext Paris S.A. calendar).

Initial net asset value:

A CHF (H) shares:	CHF 100
A EUR shares:	€100
A USD (H) shares:	\$100
B EUR shares:	€100
B USD (H) shares:	\$100
CR EUR shares:	€100
CR USD (H) shares	\$100
CRD EUR shares:	€100
I CHF (H) shares:	CHF 100
I EUR shares:	€100
I USD (H) shares:	\$100
J EUR shares:	€100
J USD (H) shares	\$100
K EUR shares:	€100
NC EUR shares:	€100
OC EUR shares:	€100

Minimum initial subscription:

A CHF (H) shares:	1 Share
A EUR shares:	1 Share
A USD (H) shares:	1 Share
B EUR shares:	1 Share
B USD (H) shares:	1 Share
CR EUR shares:	1 Share
CR USD (H) shares:	1 Share
CRD EUR shares:	1 Share
I CHF (H) shares:	CHF 500,000
I EUR shares:	€500,000
I USD (H) shares:	\$500,000
J EUR shares:	€500,000
J USD (H) shares	\$500,000
K EUR shares:	€500,000
NC EUR shares:	€10,000,000
OC EUR shares:	€10,000,000

Minimum subsequent subscriptions:

A CHF (H) shares:	1 thousandth of a share
A EUR shares:	1 thousandth of a share
A USD (H) shares:	1 thousandth of a share
B EUR shares:	1 thousandth of a share
B USD (H) shares:	1 thousandth of a share
CR EUR shares:	1 thousandth of a share
CR USD (H) shares:	1 thousandth of a share
CRD EUR shares:	1 thousandth of a share
I CHF (H) shares:	1 thousandth of a share
I EUR shares:	1 thousandth of a share
I USD (H) shares:	1 thousandth of a share
J EUR shares:	1 thousandth of a share
J USD (H) shares:	1 thousandth of a share
K EUR shares:	1 thousandth of a share
NC EUR shares:	1 thousandth of a share
OC EUR shares:	1 thousandth of a share

Subscription and redemption procedures:

Orders are executed in accordance with the table below.

Subscription and redemption processes are expressed in business days.

D is the net asset value calculation day:

Clearing of subscription orders	Clearing of redemption orders	Date of order execution	Publication of the net asset value	Settlement of subscriptions	Settlement of redemptions
D, before 12:30 p.m.	D, before 12:30 p.m.	D	D+1	D+3	D+3*

*In the event of the dissolution of the Sub-fund, redemptions will be settled within a maximum of five business days.

Redemption gates:

The Management Company may introduce redemption gates, which, in exceptional circumstances and provided they are in the interests of shareholders or the general public, enable redemption requests to be spread across several NAV (net asset value) dates once they exceed a given threshold.

Description of the method:

Once an objectively predetermined threshold of redemptions is reached on a particular NAV date, the Management Company may decide not to carry out all redemption requests on that NAV date. To establish this threshold, the Management Company takes into account the frequency of NAV calculation for the Sub-fund, the Sub-fund's management strategy and the liquidity of the assets in its portfolio.

The Management Company may apply redemption gates to the Sub-fund when the threshold of 5% of the net assets is reached. As the Sub-fund has multiple share classes, the trigger threshold will be the same for all of its share classes. This threshold of 5% takes into account cleared redemptions across all of the Sub-fund's assets, rather than being applied by share class.

The trigger threshold for the gates is based on the relationship between:

- the difference, on any given clearing date, between the total value of the redemptions and the total value of the subscriptions; and
- net assets of the Sub-fund.

When redemption requests exceed the trigger threshold of the redemption gates, the Sub-fund may nevertheless decide to honour redemption requests made beyond the predetermined threshold, by partially or fully executing the orders that could have been blocked.

For example, if the total volume of share redemption requests is 10% of the Sub-fund's net assets while the trigger threshold is set at 5% of the net assets, the SICAV may decide to honour redemption requests for up to 8% of the net assets, executing 80% of the redemption requests instead of the 50% it would execute if the 5% threshold was strictly applied.

Redemption gates may only be applied on a maximum of 20 NAV dates over 3 months.

Notifying shareholders:

When redemption gates are applied, shareholders of the Sub-fund will be notified by any means via the website <https://funds.edram.com>.

Shareholders of the Sub-fund whose redemption orders will not be executed will be informed individually as soon as possible.

Processing unexecuted orders:

While redemption gates are in operation, redemption orders will be executed in the same proportions for shareholders of the Sub-fund who have made a redemption request on a given NAV date.

The unexecuted part of the redemption order will not be given priority over subsequent redemption requests. Unexecuted parts of redemption orders are automatically postponed and may not be revoked by shareholders of the Sub-fund.

Exemption from redemption gates:

Subscription and redemption transactions on the same NAV date, for the same number of shares and by a single shareholder or beneficial owner (transactions known as "round trips") are exempt from redemption gates. This exemption also applies to switches from one share class to another share class, on the same NAV date, for the same value and by a single shareholder or beneficial owner.

Share subscriptions and redemptions are executed in amounts or in shares or in thousandths of a share.

A switch from one share class to another share class within this Sub-fund or another Sub-fund of the SICAV is treated as a redemption transaction followed by a new subscription. Consequently, the tax system applicable to each subscriber depends on the tax provisions applicable to the subscriber's individual situation and/or the investment jurisdiction of the SICAV. If there is any uncertainty, subscribers should contact their adviser to obtain information about the tax regime applicable to them.

Unitholders are advised that orders sent to institutions responsible for receiving subscription and redemption orders must take into account the deadline for centralising orders that is applied to the transfer agent, Edmond de Rothschild (France). Consequently, the other institutions named may apply their own earlier deadline in order to take into account transfer times to Edmond de Rothschild (France).

Place and method of publication of net asset value:

The Sub-fund's net asset value can be obtained from the Management Company:

EDMOND DE ROTHSCHILD ASSET MANAGEMENT (France)

47, rue du Faubourg Saint-Honoré – 75401 Paris Cedex 08, France

➤ **Charges and fees**

Subscription and redemption fees:

Subscription and redemption fees increase the subscription price paid by the investor or reduce the redemption price. The fees payable to the Sub-fund serve to offset the charges incurred by the Sub-fund when investing and divesting investors' monies. Fees that are not paid to the Sub-fund are paid to the management company, promoter, etc.

Fees payable by the investor on subscriptions and redemptions	Basis	Rate and scale
Subscription fee not payable to the Sub-fund EdR SICAV – Corporate Hybrid Bonds	Net Asset Value x Number of shares	A CHF (H) shares: maximum 1%
		A EUR shares: maximum 1%
		A USD (H) shares: maximum 1%
		B EUR shares: maximum 1%
		B USD (H) shares: maximum 1%
		CR EUR shares: maximum 1%
		CR USD (H) shares: maximum 1%
		CRD EUR shares: maximum 1%
		I CHF (H) shares: None
		I EUR shares: None
		I USD (H) shares: None
		J EUR shares: None
		J USD (H) shares: None
		K EUR shares: None
Subscription fee payable to Sub-fund EdR SICAV – Corporate Hybrid Bonds	Net Asset Value x Number of shares	All classes of shares: None
Redemption fee not payable to the Sub-fund EdR SICAV – Corporate Hybrid Bonds	Net Asset Value x Number of shares	All classes of shares: None
Redemption fee payable to Sub-fund EdR SICAV – Corporate Hybrid Bonds	Net Asset Value x Number of shares	All classes of shares: None

Operating and management fees:

These charges cover all costs charged directly to the Sub-fund, with the exception of transaction charges.

Transaction charges include intermediary charges (brokerage fees, local taxes etc.) as well as any transaction fees, if applicable, that may be charged by the custodian and the management company in particular.

The following fees may be charged on top of management and administration fees:

- Performance fees.
- Transaction fees charged to the Sub-fund.
- Fees linked to temporary purchases and sales of securities, if applicable.

The Management Company is required to pay a share of the UCI's financial management fees as remuneration to intermediaries such as investment companies, insurance companies, management companies, marketing intermediaries, distributors or distribution platforms who have signed an agreement on distributing, investing UCI equities or forming relationships with other investors. This remuneration is variable, and depends on the business relationship with the intermediary and on the improvement in the quality of services provided to the client, which can be justified by the recipient of this remuneration. This remuneration may be fixed or calculated based on the net assets subscribed as a result of the intermediary's actions. The intermediary may or may not be a member of the Edmond de Rothschild group. In accordance with the applicable regulations, each intermediary will provide the customer with any useful information on costs and fees, as well as their remuneration.

For more details regarding ongoing charges invoiced to the investor, please refer to the Key Information Documents (KIDs).

Fees charged to the SICAV	Basis	Rate and scale
Financial management fees	Net assets of the Sub-fund	A CHF (H) shares: Maximum 1.15% incl. taxes*
		A EUR shares: Maximum 1.15% incl. taxes*
		A USD (H) shares: Maximum 1.15% incl. taxes*
		B EUR shares: Maximum 1.15% incl. taxes*
		B USD (H) shares: Maximum 1.15%
		CR EUR shares: Maximum 0.80% incl. taxes*
		CR USD (H) shares: Maximum 0.80% incl. taxes*
		CRD EUR shares: Maximum 0.80% incl. taxes*
		I CHF (H) shares: Maximum 0.55% incl. taxes*
		I EUR shares: Maximum 0.55% incl. taxes*
		I USD (H) shares: Maximum 0.55% incl. taxes*
		J EUR shares: Maximum 0.55% incl. taxes*
		J USD (H) shares: Maximum 0.55% incl. taxes*
		K EUR shares: Maximum 0.70% incl. taxes*
		NC EUR shares: Maximum 0.55% incl. taxes*
		OC EUR shares: Maximum 0.55% incl. taxes*
Administrative costs external to the Management Company**, particularly custodian, appraiser and statutory auditor fees, etc.	Net assets of the Sub-fund	A CHF (H) shares: Maximum 0.15% incl. taxes*
		A EUR shares: Maximum 0.15% incl. taxes*
		A USD (H) shares: Maximum 0.15% incl. taxes*
		B EUR shares: Maximum 0.15% incl. taxes*
		A USD (H) shares: Maximum 0.15%
		CR EUR shares: Maximum 0.15% incl. taxes*
		CR USD (H) shares: Maximum 0.15% incl. taxes*
		CRD EUR shares: Maximum 0.15% incl. taxes*
		I CHF (H) shares: Maximum 0.15% incl. taxes*
		I EUR shares: Maximum 0.15% incl. taxes*
		I USD (H) shares: Maximum 0.15% incl. taxes*
		J EUR shares: Maximum 0.15% incl. taxes*
		J USD (H) shares: Maximum 0.15% incl. taxes*
		K EUR shares: Maximum 0.15% incl. taxes*
		NC EUR shares: Maximum 0.15% incl. taxes*
		OC EUR shares: Maximum 0.15% incl. taxes*
Transaction fees	Deducted from each transaction	None

Performance fee (1)	Net assets of the Sub-fund	A CHF (H) shares: 15% per year of the outperformance compared with the benchmark ICE BofA Global Hybrid Non-Financial Corporate 5% Constrained Index (CHF hedged), coupons reinvested.
		A EUR shares: 15% per year of the outperformance compared with the benchmark ICE BofA Global Hybrid Non-Financial Corporate 5% Constrained Index (EUR hedged), coupons reinvested.
		A USD (H) shares: 15% per year of the outperformance compared with the benchmark ICE BofA Global Hybrid Non-Financial Corporate 5% Constrained Index (USD hedged), coupons reinvested.
		B EUR shares: 15% per year of the outperformance compared with the benchmark ICE BofA Global Hybrid Non-Financial Corporate 5% Constrained Index (EUR hedged), coupons reinvested.
		B USD (H) shares: 15% per year of the outperformance compared with the benchmark ICE BofA Global Hybrid Non-Financial Corporate 5% Constrained Index (USD hedged), coupons reinvested.
		CR EUR shares: 15% per year of the outperformance compared with the benchmark ICE BofA Global Hybrid Non-Financial Corporate 5% Constrained Index (EUR hedged), coupons reinvested.
		CR USD (H) shares: 15% per year of the outperformance compared with the benchmark ICE BofA Global Hybrid Non-Financial Corporate 5% Constrained Index (USD hedged), coupons reinvested.
		CRD EUR shares: 15% per year of the outperformance compared with the benchmark ICE BofA Global Hybrid Non-Financial Corporate 5% Constrained Index (EUR hedged), coupons reinvested.
		I CHF (H) shares: 15% per year of the outperformance compared with the benchmark ICE BofA Global Hybrid Non-Financial Corporate 5% Constrained Index (CHF hedged), coupons reinvested.
		I EUR shares: 15% per year of the outperformance compared with the benchmark ICE BofA Global Hybrid Non-Financial Corporate 5% Constrained Index (EUR hedged), coupons reinvested.
		I USD (H) shares: 15% per year of the outperformance compared with the benchmark ICE BofA Global Hybrid Non-Financial Corporate 5% Constrained Index (USD hedged), coupons reinvested.

		J EUR shares: 15% per year of the outperformance compared with the benchmark ICE BofA Global Hybrid Non-Financial Corporate 5% Constrained Index (EUR hedged), coupons reinvested.
		J USD (H) shares: 15% per year of the outperformance compared with the benchmark ICE BofA Global Hybrid Non-Financial Corporate 5% Constrained Index (USD hedged), coupons reinvested.
		K EUR shares: None
		NC EUR shares: None
		OC EUR shares: None

*Including all taxes.

For this activity, the Management Company has not opted for VAT

** In the event of an increase in administrative fees external to the Management Company of 0.15% (incl. taxes) or less per annum, the Management Company may inform shareholders of the Sub-fund by any means. In the event of an increase of more than 0.15% (incl. taxes) per annum, shareholders will be informed individually and offered the chance to redeem their shares free of charge.

(1) Performance fee

- ICE BofA Global Hybrid Non-Financial Corporate 5% Constrained Index coupons reinvested, hedged and expressed in euro for euro-denominated share classes.
- ICE BofA Global Hybrid Non-Financial Corporate 5% Constrained Index coupons reinvested, hedged and expressed in US dollars for US dollar-denominated share classes
- ICE BofA Global Hybrid Non-Financial Corporate 5% Constrained Index coupons reinvested, hedged and expressed in Swiss francs for Swiss franc-denominated share classes.

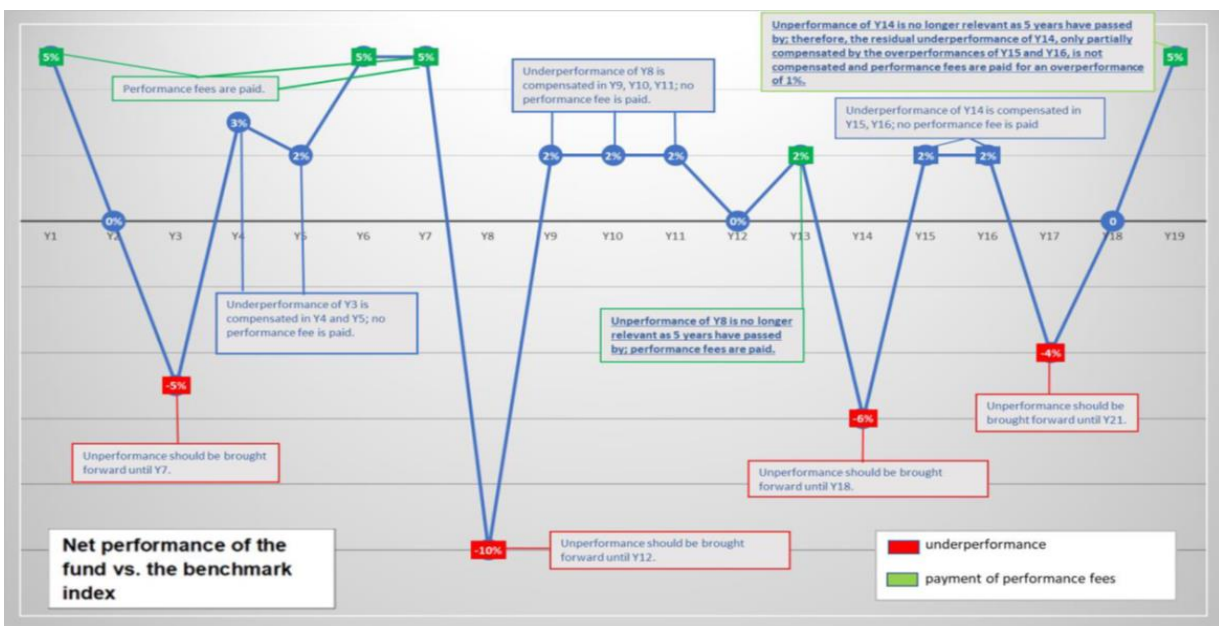
The performance fee is calculated by comparing the performance of the Sub-fund's share with that of an indexed reference asset. In cases where the Sub-fund's reference period for calculating the performance fee will end on the last net asset value date in January.

, or at the earliest on 31/01/2023. It is at the end of this period that the compensation mechanism for past underperformance may be reset.

The reference period may be extended four times and thus reach 5 years or less if the underperformance is recovered more quickly.

At the end of a reference period extended four times to reach five years:

- if the performance of the share exceeds that of its benchmark index, a fee is payable. The reference period is renewed and a new reference period shall begin on completion of the one that is ending.
- in the event that the performance of the share is lower than that of its benchmark index, no fee will be payable. A new reference period is established by defining a new reference year which depends on offsetting the periods of underperformance by any periods of outperformance within these first 5 years. If, in addition to the first year of underperformance, another year of underperformance has occurred within this first 5-year period and has not been offset by the end of this first period, a new period of up to 5 years will commence from the start of this new year of underperformance



	Net performance	Underperformance to be compensated in the following year	Payment of performance fees
Y1	5%	0%	YES
Y2	0%	0%	NO
Y3	-5%	-5%	NO
Y4	3%	-2%	NO
Y5	2%	0%	NO
Y6	5%	0%	YES
Y7	5%	0%	YES
Y8	-10%	-10%	NO
Y9	2%	-8%	NO
Y10	2%	-6%	NO
Y11	2%	-4%	NO
Y12	0%	0% ²⁹	NO
Y13	2%	0%	YES
Y14	-6%	-6%	NO
Y15	2%	-4%	NO
Y16	2%	-2%	NO
Y17	-4%	-6%	NO
Y18	0%	-4% ³⁰	NO
Y19	5%	0%	YES

²⁹ The underperformance of Y12 to be taken forward to the following year (Y13) is 0% (and not -4%) in light of the fact that the residual underperformance coming from Y8 that was not yet compensated (-4%) is no longer relevant as the 5-year period has elapsed (the underperformance of Y8 is compensated until Y12).

³⁰ The underperformance of Y18 to be taken forward to the following year (Y19) is 4% (and not -6%) in light of the fact that the residual underperformance coming from Y14 that was not yet compensated (-2%) is no longer relevant as the 5-year period has elapsed (the underperformance of Y14 is compensated until Y18).

Fees linked to research as defined by Article 314-21 of the General Regulation of the AMF may be charged to the Sub-fund up to the value of 0.01% of its net asset value.

Any retrocession of management fees for the underlying UCIs and investment funds collected by the Sub-fund EdR SICAV – Corporate Hybrid Bonds will be repaid to the Sub-fund. The rate of management fees applicable to the underlying UCIs and investment funds will be valued by taking into account any retrocessions collected by the Sub-fund.

In the exceptional case that a sub-custodian applies an unanticipated transaction fee not set out in the terms and conditions above, with regard to a specific transaction, a description of the transaction and the transaction fees charged will be specified in the management report of the SICAV.

Shareholders can find out more information in the SICAV's annual report.

Procedure for selecting intermediaries:

In accordance with the AMF General Regulations, the Management Company has established a Best Selection/Best Execution policy for intermediaries and counterparties.

The purpose of this policy is to select, according to various predetermined criteria, the brokers and intermediaries whose execution policy will achieve the best possible results when executing orders. The Edmond de Rothschild Asset Management (France) Policy is available on its website: www.edram.fr.

Calculation and allocation of the proceeds resulting from temporary purchases and sales of securities and any equivalent transaction under foreign law:

Repurchase agreements are conducted through Edmond de Rothschild (France) according to the prevailing market conditions at the time of the transaction.

The operating costs and expenses linked to these transactions are borne by the Sub-fund. Income generated by these transactions is paid in full to the Sub-fund.

Calculation and allocation of the proceeds resulting from total return swaps (TRS) and any equivalent transaction under foreign law:

The operating costs and expenses linked to these transactions are borne by the Sub-fund. Income generated by these transactions is paid in full to the Sub-fund.

EdR SICAV – Millesima World 2028

➤ **Date created**

The Sub-fund was approved by the French financial markets authority (Autorité des Marchés Financiers – AMF) on 06 May 2022.

The Sub-fund was created on 31 May 2022.

➤ **ISIN code**

A EUR shares:	FR0014008W22
A CHF (H) shares:	FR0014008W14
A USD (H) shares:	FR0014008W30
AC EUR shares	FR0014008W48
B EUR shares:	FR0014008W55
B USD (H) shares:	FR001400DLU8
CR EUR shares:	FR0014008W63
CR USD (H) shares:	FR0014008W71
CRD EUR shares:	FR0014008W89
CRD USD (H) shares:	FR0014008W97
I EUR shares:	FR0014008WB9
I CHF (H) shares:	FR0014008WA1
I USD (H) shares:	FR0014008WC7
J EUR shares:	FR0014008WD5
J CHF (H) shares:	FR0014008WE3
J USD (H) shares:	FR0014008WF0
K EUR shares:	FR0014008WG8
K USD (H) shares:	FR001400FJ40
R EUR shares:	FR0014008WH6
PWM EUR shares:	FR0014008WI4
PWM USD (H) shares	FR0014008WJ2
PWMD EUR shares:	FR0014008WK0
PWMD USD (H) shares	FR0014008WL8

➤ **Specific tax regime**

None

➤ **Delegation of financial management**

Edmond de Rothschild Asset Management (France) delegates part of the financial management of the SICAV to: Edmond de Rothschild (Suisse) S.A.

This delegation of financial management focuses on currency hedging for the shares hedged.

➤ **Exposure to other foreign UCITS, AIFs or investment funds**

Up to 10% of its net assets.

➤ **Investment objective**

Over its recommended investment period, the Sub-fund aims to achieve performance linked to trends on the international bond markets, particularly through exposure to high-yield securities maturing in December 2028 at the latest..

The management objective differs (taking into account the management and administrative fees) depending on the class of shares subscribed to:

- For share classes A and B: the management objective is to achieve, over an investment period starting from the launch of the Sub-fund until 31 December 2028, an annual net performance greater than 3.30%.
- For share class AC: the management objective is to achieve, over an investment period starting from the launch of the Sub-fund until 31 December 2028, an annual net performance greater than 3.15%.
- For share classes CR and CRD: the management objective is to achieve, over an investment period starting from the launch of the Sub-fund until 31 December 2028, an annual net performance greater than 4%.
- For share classes I and J: the management objective is to achieve, over an investment period starting from the launch of the Sub-fund until 31 December 2028, an annual net performance greater than 4.05%.
- For share class K: the management objective is to achieve, over an investment period starting from the launch of the Sub-fund until 31 December 2028, an annual net performance greater than 3.90%.
- For share class R: the management objective is to achieve, over an investment period starting from the launch of the Sub-fund until 31 December 2028, an annual net performance greater than 2.90%.
- For share classes PWM and PWMD: the management objective is to achieve, over an investment period starting from the launch of the Sub-fund until 31 December 2028, an annual net performance greater than 3.80%.

This objective is based on the materialisation of market assumptions determined by the management company. Under no circumstances is it a promise regarding the Sub-fund's yield or performance.

It takes into account the estimated default risk, the cost of hedging and management fees.

Please note that the target return of the product may be below inflation during the period until the product's strategy matures, in which case its actual return would be negative.

Shareholders are reminded that:

- there is a risk that issuers' actual financial positions may be worse than predicted;
- these unfavourable conditions (for example, higher number of defaults and lower recovery rates) may negatively affect the Sub-Fund's performance. This could result in failure to achieve the management objective.

➤ **Benchmark index**

The Sub-fund has no benchmark index. Its investment strategy is not represented by existing indices.

➤ **Investment strategy**

Strategies used:

In order to achieve its management objective, the manager will invest on a discretionary basis, in particular through a carry trade strategy, in bond securities maturing no later than 31 December 2028.

These securities will be representative of the expectations of the Management Company's bond team regarding the Investment Grade and High Yield credit markets (speculative securities for which the risk of issuer default is higher) and may be issued by companies from all geographic regions.

The Sub-fund may invest up to 50% of its net assets in bond-type securities issued by companies domiciled in emerging countries. However, these bonds will be denominated in the currency of a so-called developed country (EUR, GBP, CHF, USD, JPY).

The Sub-fund may also invest up to 100% of its net assets in sovereign bonds issued by developed countries and up to 10% of its net assets in sovereign bonds issued by emerging countries, provided that they are denominated in the currency of a so-called developed country (EUR, GBP, CHF, USD, JPY) and, secondly, that the Sub-fund's overall investment in emerging countries does not exceed 50% of its net assets.

The strategy is not limited to the holding of bonds; the Management Company may conduct arbitrages in the interest of holders in the event of new market opportunities or an increase in the risk of a forward default of one of the issuers in the portfolio.

The Manager will seek to select the issues which, based on their convictions, are the most attractive, in order to maximise the Sub-fund's risk/return ratio.

As the Sub-fund nears maturity, it will be managed on the money market and with reference to the euro money market average rate (capitalised €STR). After approval from the AMF (Autorité des Marchés Financiers), the Sub-fund will then opt either for a new investment strategy or for dissolution, or it will be merged with another UCITS.

To achieve the management objective, the strategy will primarily combine a sector-based approach and credit analysis.

The Manager also systematically includes ESG factors in the financial analysis in order to select portfolio securities.

The ESG investment universe is composed of the following securities:

- non-financial corporate bonds that are denominated in EUR, are rated BB or B based on the average of their ratings from Moody's, S&P and Fitch, and are included in the ICE BofAML BB-B Euro Non-Financial H-Y Constrained Index (HEC5);
- corporate bonds issued by companies that are included in the J.P. Morgan CEMBI Broad Diversified (JBCDCOMP) index and are located in an emerging country or have all their assets in an emerging country.

The Management Company:

- aims to ensure that the portfolio has an average ESG rating that is higher than that of the ESG investment universe;
- has verified that these 2 indices, individually and in combination, are relevant to ESG issues and do not introduce any bias that would make it easier to comply with the ESG rating constraints applied to the portfolio;
- may select securities from outside of the investment universe. It will, however, ensure that the investment universe used is a relevant means of comparison of the Sub-fund's ESG rating.

Environmental, social and governance (ESG) criteria are one of the components subject to management, although their weighting in the final decision is not defined beforehand.

At least 90% of debt securities and money market instruments benefiting from an Investment Grade credit assessment and 75% of debt securities and money market instruments benefiting from a High Yield credit assessment or issued by emerging countries have an ESG rating within the Sub-fund.

In the Sub-fund, at least 90% of the sovereign bonds issued by developed countries have an ESG rating.

This is either a proprietary ESG rating or a rating provided by an external non-financial data agency. Both ratios are expressed as a capitalisation of the net assets of the collective investment.

At the end of this process, the Sub-fund will have an ESG rating that is higher than that of its investment universe. In addition, the Manager will not invest in the lowest-rated securities as rated by the external rating provider used by the Management Company.

The securities selection process also includes negative screening, which involves excluding companies that contribute to the production of controversial weapons, in compliance with international agreements in this field, as well as companies exposed to activities related to thermal coal, unconventional fossil fuels and tobacco, in accordance with the Edmond de Rothschild Asset Management (France) exclusion policy available on its website. This negative screening helps mitigate sustainability risk.

The Sub-fund promotes environmental, social and governance (ESG) criteria within the meaning of Article 8 of Regulation (EU) 2019/2088, known as the "Disclosure Regulation" or "SFDR", and is subject to sustainability risk as defined in the Risk Profile section of the prospectus.

The Sub-fund integrates sustainability risk and takes into account the main negative impacts in its investment decisions.

As part of its proprietary ESG analysis method, Edmond de Rothschild Asset Management (France) takes into account (to the extent that data is available) the extent to which turnover or investments that are considered to be green are eligible for and align with the Taxonomy Regulation. We take into account the figures published by businesses or estimated by external service providers. We always consider the environmental impact, according to sectoral specificities. An analysis may also be carried out on the carbon footprint (based on the relevant

parameters), the company's climate strategy and greenhouse gas reduction targets and the environmental added value of products and services, eco-design, etc.

The "causing no significant harm" principle only applies to those of the investments underlying the financial product that take into account the environmental criteria of the European Union in terms of sustainable economic activities. The investments underlying the remaining portion of this financial product do not take into account the environmental criteria of the European Union in terms of sustainable economic activities.

As it is currently unable to guarantee reliable data for assessing the eligibility or alignment of investments with the Taxonomy Regulation, at this stage, the Sub-fund is not able to fully and accurately calculate the underlying investments considered to be environmentally sustainable in the form of a minimum alignment percentage in accordance with the strict interpretation of Article 3 of the EU Taxonomy Regulation.

Currently, the Sub-fund does not aim to make any investments that contribute to environmental objectives focused on mitigating climate change and/or adapting to climate change.

Therefore, the percentage of investments aligned with the Taxonomy is currently 0%.

Top-down approach

The top-down approach, which is based on an analysis of the macroeconomic situation, is used within the context of the geographical allocation of the portfolio. For the purposes of the management of the Sub-fund, the approach also incorporates the global and local regulatory universe in which the issuers operate.

It allows the management team to determine specific market scenarios based on their predictions.

This analysis makes it possible to define, in particular:

- the degree of exposure to the various economic sectors within the private issuers component. This will be determined in such a way as to preserve a certain level of diversification.
- the distribution between the various ratings within the Investment Grade and High Yield categories (speculative securities, for which the risk of issuer default is greater, and which have a Standard & Poor's or equivalent rating below BBB- or an equivalent internal rating from the Management Company) and between the different ratings within these categories.

The management team will seek to build a diversified portfolio both in terms of issuers and sectors.

The top-down analysis provides a comprehensive overview of the Sub-fund. This is complemented by a robust stock-picking process (bottom-up approach).

Bottom-up approach

The aim of this approach is to identify those issuers within a particular sector that provide better relative value than others and therefore seem to be the most attractive.

The way issuers are selected is based on a fundamental analysis of each company.

The fundamental analysis is structured around an assessment of specific criteria such as:

- the clarity of the company's strategy
- its financial health (regular cash flow through different economic cycles, ability to honour its debts, ability to stand up to stress tests, etc.)
- non-financial criteria

Within the scope of the selected issuers, the choice of exposures will be based on characteristics such as the issuer's rating and the liquidity of the securities or their maturity.

In order to hedge its assets, exposure and/or achieve its management objective, and without seeking overexposure, the Sub-fund may use financial contracts traded on regulated markets (futures, listed options), organised markets or over-the-counter markets (options, swaps, etc.), up to a limit of 100% of its net assets. In this situation, the manager may obtain exposure to or synthetic hedging of indices, industry sectors or geographic regions. In this respect, the Sub-fund may take a position with a view to hedging the portfolio against certain risks (interest rate, credit, currency) or to exposing itself to interest rate and credit risks. With this in mind, the manager may adopt strategies chiefly aimed at anticipating or protecting the Sub-fund against the risk of default by one or more issuers, or exposing the portfolio to the credit risks of one or more issuers. These strategies will be implemented by

purchasing or selling protection via credit default swap credit derivatives, on a single benchmark entity or on indices (iTraxx or CDX).

The Sub-fund may use securities with embedded derivatives in the same manner and with the same objectives as referred to above for derivatives.

In the event of conversion into shares

Up to 5% of the Sub-fund's net assets may be held in shares following the conversion of convertible bonds held in the portfolio and/or, in exceptional cases, restructuring of securities held in the portfolio.

The Sub-fund's sensitivity to interest rates may vary between 0 and 7.

Currencies

The euro currency risk will be hedged. Nevertheless, a residual currency risk may remain, up to a maximum of 2% of net assets.

- For assets:

Equities:

Up to 5% of the Sub-fund's net assets may be held in shares following the conversion of convertible bonds held in the portfolio and/or, in exceptional cases, following the restructuring of securities held in the portfolio.

Debt securities and money market instruments: (up to 100% of the net assets, with a maximum of 100% invested directly in securities):

General characteristics

Sensitivity to interest rates	-	[0; 7]
Geographic region of issuers	Developed countries	up to 100% of net assets
	Emerging markets	up to 50% of net assets
	- OECD currencies (for emerging countries: only issues denominated in: EUR, GBP, CHF, USD, JPY)	Up to 100% of net assets
Currency risk level	-	Residual (up to 2% of net assets)

Distribution of private debt/public debt

To achieve the management objective, up to 100% of the portfolio's net assets may be invested in private or public debt.

Criteria related to ratings

The portfolio may invest up to 100% of its net assets in high-yield securities (speculative securities with a long-term Standard & Poor's or equivalent rating below BBB-, or with an equivalent internal rating from the Management Company). The portfolio may invest up to 15% of its net assets in securities rated between CCC+ and CCC-. The Sub-fund may also be invested in distressed securities (debt instruments that are officially undergoing restructuring or in default of payment and that have a Standard & Poor's rating below CCC-, an equivalent rating from another independent agency or a rating deemed equivalent by the manager) up to a maximum of 5% of its net assets.

Taking into account the existence of a maximum maturity for the Sub-fund, the portfolio may invest up to 100% of its net assets in Investment Grade securities (with a long-term Standard and Poor's rating or equivalent above BBB- or with an equivalent internal rating from the Management Company) in the form of bonds, debt securities or money market instruments.

Thus, as the Sub-fund approaches the end of its term and as a result of the portfolio securities reaching maturity, money market instruments will be the preferred choice for reinvestments (either directly or through a UCI).

The selection of securities is not based automatically and exclusively on the rating criterion. It is mainly based on an internal analysis. Prior to each investment decision, the management company analyses each security against criteria other than its rating. In the event that an issuer has their rating downgraded, the Management Company must conduct a detailed analysis in order to decide whether to sell or retain the security, so as to maintain the rating objective.

The Sub-fund may be fully invested in short-term securities with maturities of less than 3 months, particularly during its launch phase and as it reaches maturity.

Legal nature of the instruments used

Debt securities of all kinds including, in particular:

- Fixed, variable or adjustable-rate bonds
- Convertible bonds
- EMTN (Euro Medium Term Notes)
- Inflation-linked bonds
- Negotiable debt securities
- Savings certificates
- BTFs (negotiable fixed-rate discount Treasury bills)
- Treasury bills
- Medium-term negotiable securities
- Euro commercial papers (short-term negotiable securities issued in euros by a foreign entity)

Shares or units of other French undertakings for collective investment or other foreign UCITS, AIFs or investment funds:

The Sub-fund may invest up to 10% of its assets in units or shares of French or foreign UCITS or French AIFs classified as money market or bond funds. These UCIs may be managed by the management company or by an affiliated company.

Financial contracts (subject to an overall off-balance sheet limit of 100% of the net assets):

In order to hedge its assets, exposure and/or achieve its management objective, without seeking overexposure, the Sub-fund may use financial contracts traded on regulated markets (futures, listed options) organised markets or over-the-counter markets (options, swaps, etc.). In this situation, the manager may obtain exposure to or synthetic hedging of indices, industry sectors or geographic regions. In this respect, the Sub-fund may take a position with a view to hedging the portfolio against certain risks (interest rate, credit, currency) or to exposing itself to interest rate and credit risks.

In order to significantly limit the total counterparty risk of instruments traded over-the-counter, the Management Company may receive cash collateral, which will be deposited with the custodian and will not be reinvested.

Types of markets invested in:

- Regulated markets
- Organised markets
- Over-the-counter markets

Risks in which the manager intends to trade:

- Interest rate risk
- Currency risk
- Credit risk
- Equity risk

Types of investment (transactions must only be undertaken in order to achieve the management objective):

- Hedging
- Exposure

Types of instruments used:

- Interest rate options
- Forward rate agreements
- Interest rate futures
- Options on interest-rate futures
- Interest rate swaps (fixed or variable rate for all combinations and inflation)
- Currency options
- Currency futures
- Options on currency futures
- Currency swaps
- Currency forwards
- Credit derivatives (credit default swaps)
- Options on CDS
- Options (PUT) on equity indices (solely for hedging purposes)

In addition, the Sub-fund may use over-the-counter forward foreign exchange contracts in the form of total return swaps (TRS) on interest rates and credit up to a limit of 50% of its net assets for hedging or exposure purposes. The expected proportion of assets under management that will be subject to such contracts is 25%. The counterparties to the transactions of these contracts are first-rate financial institutions domiciled in OECD countries that have a minimum rating of Investment Grade (rating greater than or equal to BBB- from Standard & Poor's or equivalent, or a rating deemed equivalent by the Management Company). These counterparties do not have any influence over the composition or management of the Sub-fund's portfolio.

The maturity dates of financial contracts will be consistent with the Sub-fund's investment horizon.

The exposure to these financial instruments, markets, rates and/or some of their parameters or components resulting from the use of financial contracts cannot exceed 100% of the net assets.

Securities with embedded derivatives (up to 100% of net assets)

To achieve its management objective, the Sub-fund may also invest in financial instruments containing embedded derivatives. The Sub-fund may only invest in callable, puttable, index-linked and/or convertible bonds or in warrants up to a limit of 100% of its net assets.

Cash loans

The Sub-fund is not intended to be a cash borrower. However, a liability position may exist at certain points due to transactions related to the Sub-fund's cash flows (ongoing investments and divestments, subscription/redemption operations, etc.), up to a limit of 10% of the net assets.

Repurchase and reverse repurchase agreements

In order to achieve efficient portfolio management and without deviating from its investment objectives, the Sub-fund may use up to 100% of its net assets to make temporary purchases and sales of securities involving eligible financial securities or money-market instruments. More precisely, these transactions will consist of repurchase and reverse repurchase agreements on interest-rate or debt securities of eurozone countries and will be carried out in the context of cash management and/or the optimisation of the Sub-fund's income.

It is anticipated that the proportion of assets under management used for such transactions will be 10% of net assets.

The counterparties to these transactions are first-rate financial institutions domiciled in OECD countries that have a minimum rating of Investment Grade (rating greater than or equal to BBB- from Standard & Poor's or equivalent, or a rating deemed equivalent by the Management Company).

These counterparties do not have any influence over the composition or management of the Sub-fund's portfolio.

In order to significantly limit the total counterparty risk of instruments traded over-the-counter, the Management Company may receive cash collateral, which will be deposited with the custodian and will not be reinvested. Further information on the fees applicable to temporary purchases and sales of securities is provided in the “Charges and fees” section.

Deposits

The Sub-fund may hold up to a maximum of 20% of its net assets in deposits with the custodian.

➤ **Investments between Sub-funds**

The Sub-fund may invest up to 10% of its net assets in another sub-fund of the SICAV Edmond de Rothschild Fund. The overall investment in other Sub-funds of the SICAV is limited to 10% of its net assets.

➤ **Risk profile**

Your money will primarily be invested in financial instruments selected by the Management Company. These instruments will be subject to market trends and fluctuations.

The risk factors described below are not exhaustive. It is the responsibility of each investor to analyse the risk associated with such an investment and to form his/her own opinion independently of the Edmond de Rothschild Group by obtaining as much specialist advice on such matters as is necessary in order to ensure this investment is appropriate for his/her financial and legal position and investment term.

Risk of capital loss:

The Sub-fund does not guarantee or protect the capital invested, so investors may not recover the full amount of the capital they initially invested, even if they retain the units for the duration of the recommended investment period.

Discretionary management risk:

The discretionary management style is based on anticipating trends in the various markets (equities, bonds, money market, commodities and currencies). However, there is a risk that the Sub-fund may not be invested in the best-performing markets at all times. The Sub-fund’s performance may therefore be lower than the investment objective, and a drop in its net asset value may lead to negative performance.

Credit risk:

The main risk linked to debt securities and/or money market instruments, such as Treasury bills (BTFs and BTANs) or short-term negotiable securities, is that of issuer default due either to the non-payment of interest and/or the non-repayment of capital. Credit risk is also associated with the downgrading of an issuer. Shareholders are reminded that the net asset value of the Sub-fund is likely to fall if a total loss is recorded on a financial instrument following default by an issuer. The inclusion of debt securities in the portfolio, whether directly or through UCIs, exposes the Sub-fund to the effects of variations in credit quality.

Credit risk linked to investment in speculative securities:

The Sub-fund may invest in issues from companies rated as non-investment grade by a rating agency (rating below BBB- according to Standard & Poor’s or equivalent) or those with an equivalent internal rating assigned by the Management Company. These issues are known as speculative securities and present a higher risk of issuer default. This UCITS should therefore be considered as partly speculative and intended specifically for investors who are aware of the risks inherent in investing in such securities. As a result, the use of high-yield securities (speculative securities with a higher risk of issuer default) may incur a greater risk of a fall in the net asset value.

Interest rate risk:

The exposure to interest rate products (debt securities and money market instruments) makes the Sub-fund sensitive to interest rate fluctuations. Interest rate risk might result in a fall in the value of the security, and thus the net asset value of the Sub-fund, in the event of a change in the yield curve.

Risk associated with investing in emerging markets:

The Sub-fund may be exposed to emerging markets. In addition to the individual risks of each issuing company, there are also external risks, particularly in these markets. Furthermore, investors are reminded that the operating and oversight conditions in these markets may deviate from the standards prevailing on major international

exchanges. Consequently, the holding of such securities may increase the portfolio's risk profile. A fall in the market may thus be more pronounced and rapid than in developed countries, the net asset value may fall further and more rapidly and, finally, the companies held in the portfolio may have governments as shareholders.

Risk associated with financial and counterparty contract commitments:

The use of financial contracts may entail the risk of a sharper, more abrupt fall in the net asset value than in the markets in which the Sub-fund invests. Counterparty risk results from this Sub-fund's use of financial contracts traded on over-the-counter markets and/or of temporary purchases and sales of securities. Such transactions potentially expose the Sub-fund to the risk of one of its counterparties defaulting and to a possible decrease in its net asset value.

Liquidity risk:

The markets in which the Sub-fund trades may occasionally be affected by a lack of liquidity. These market conditions may affect the prices at which the Sub-fund may have to liquidate, initiate or modify positions.

Risk associated with derivatives:

The Sub-fund may invest in forward financial instruments (derivatives).

The use of financial contracts may entail the risk of a sharper, more abrupt fall in the net asset value than in the markets in which the Sub-fund invests.

Risks associated with temporary purchases and sales of securities and with total return swaps:

The use of securities financing transactions and total return swaps, as well as the management of their collateral, may involve certain specific risks such as operational risks or custody risk. These transactions may therefore have a negative effect on the net asset value of the Sub-fund.

Legal risk:

This is the risk that inadequately drafted contracts are concluded with counterparties for temporary purchases and sales of securities and for total return swaps.

Sustainability risk:

An environmental, social or governance event or condition that, if it occurs, could cause an actual or a potential material negative impact on the value of the investment.

Risks associated with ESG criteria:

The integration of ESG and sustainability criteria into the investment process may exclude securities from certain issuers on non-investment grounds and, consequently, certain market opportunities that are available to funds that do not use ESG or sustainability criteria may not be available to the Sub-fund, and the Sub-fund's performance may at times be better or worse than that of comparable funds that do not use ESG or sustainability criteria. Asset selection may be based in part on a proprietary ESG rating process or on exclusion lists ("ban lists") that partly rely on third-party data. The lack of common or harmonised definitions and labels that incorporate ESG and sustainability criteria at EU level may cause managers to adopt different approaches when defining the ESG objectives and determining whether these objectives have been achieved by the funds they manage. This also means that it may be difficult to compare strategies that include ESG and sustainability criteria, given that the selection and weightings applied to the selected investments may, to some extent, be subjective or based on indicators that may share the same name, but whose underlying meanings are different. Investors are advised that the subjective value that they may or may not assign to certain types of ESG criteria may differ substantially from the Financial Manager's methodology. The lack of harmonised definitions may also result in certain investments not benefiting from preferential tax regimes or tax credit schemes, as a result of ESG criteria being valued differently than initially envisaged.

➤ **Guarantee or protection**

None.

➤ **Eligible subscribers and typical investor profile**

A EUR, A CHF (H), A USD (H), AC EUR, B EUR and B USD (H) shares: All subscribers

I EUR, I CHF (H), I USD (H), J EUR, J CHF (H), J USD (H), K EUR and K USD (H) shares: Legal entities and institutional investors dealing on their own behalf or on behalf of third parties.

R EUR shares: All subscribers; specifically intended to be marketed by the Distributors selected for this purpose by the Management Company.

CR EUR, CR USD (H), CRD EUR, CRD USD (H) shares: All subscribers; these shares may be marketed to retail investors (non-professional or professional) exclusively in the following cases:

- Subscription as part of independent advice provided by a financial advisor or regulated financial entity,
- Subscription as part of non-independent advice, with a specific agreement that does not authorise them to receive or retain trailer fees,
- Subscription by a regulated financial entity on behalf of its client as part of a management mandate.

PWM EUR, PWMD EUR, PWM USD and PWMD USD shares: Intended for Banque Privée EdR for the purpose of providing financial services to its clients.

In addition to the management fees charged by the Management Company, each financial advisor or regulated financial entity may be liable to pay the management or advisory fees incurred by each investor. The Management Company is not party to such agreements.

Shares are not registered for marketing in all countries. They are therefore not available for subscription for retail investors in all jurisdictions.

This Sub-fund is intended for investors wishing to optimise their bond investments by way of a portfolio that aims to achieve performance linked to changes in the international fixed-income markets, specifically through exposure to high-yield securities maturing in December 2028 at the latest. Investors' attention is drawn to the risks inherent in this type of security, as described in the "Risk Profile" section.

The shares of this Sub-fund are not and will not be registered in the United States under the US Securities Act of 1933, as amended ("Securities Act 1933"), or under any other law of the United States. These shares may not be offered, sold or transferred to the United States (including its territories and possessions) or benefit, directly or indirectly, any US Person (as defined by Regulation S of the Securities Act 1933).

The Sub-fund may either subscribe to units or shares of target UCIs likely to participate in initial public offerings for US securities ("US IPOs") or directly participate in US initial public offerings ("US IPOs"). The Financial Industry Regulatory Authority ("FINRA"), in accordance with rules 5130 and 5131 of FINRA (the "Rules"), has decreed prohibitions regarding the eligibility of certain persons to participate in the allocation of US Initial Public Offerings when the effective beneficiary(-ies) of such accounts are financial services professionals (including, inter alia, owners or employees of member firms of FINRA or UCI managers) ("Restricted Persons"), or executive managers or directors of US or non-US companies that may do business with member firms of FINRA ("Covered Persons"). The Sub-fund may not be offered or sold for the benefit or on behalf of a "US Person" as defined by "Regulation S" nor to investors considered as Restricted Persons or Associated Persons in relation to the FINRA Rules. Investors should seek advice from their legal adviser if there is any doubt about their legal status.

The appropriate amount to invest in this Sub-fund depends on your personal situation. To determine that amount, shareholders are encouraged to seek professional advice in order to diversify their investments and determine the proportion of their financial portfolio or assets to be invested in this Sub-fund, specifically in view of the recommended investment period and exposure to the aforementioned risks, and their personal wealth, needs and specific objectives. In all cases, shareholders must diversify their portfolio sufficiently to avoid being exposed solely to the risks of this Sub-fund.

Recommended investment period: until 31 December 2028

➤ **Procedures for determining and allocating income**

Distributable income	"A EUR", "A CHF (H)", "A USD (H)", "AC EUR", "CR EUR", "CR USD (H)", "I	"B EUR", B USD (H)", "CRD EUR", "CRD USD (H)", "J
-----------------------------	--	--

	<i>EUR”, “I CHF (H)”, “I USD (H)”, “K EUR”, “K USD (H)”, “PWM EUR”, “PWM USD (H)” and “R EUR” shares,</i>	<i>CHF (H)”, “J EUR”, “J USD (H)” shares “PWMD EUR” and “PWMD USD (H)” shares</i>
Allocation of net profit/loss	Accumulation	Distribution
Allocation of net realised gains or losses	Accumulation	Accumulation (in full or in part) or Distribution (in full or in part) or Carried forward (in full or in part), at the discretion of the Management Company

Where distribution shares are concerned, the Sub-fund’s Management Company may decide to distribute one or more interim dividends on the basis of the financial positions certified by the Statutory Auditor.

➤ **Distribution frequency**

Accumulation shares: not applicable

Distribution shares: annual with the possibility of interim dividends. The payment of distributable income takes place within a period of no more than five months following the end of the financial year, and within one month for interim dividends following the date of the position certified by the statutory auditor.

➤ **Share characteristics**

The Sub-fund has 21 share classes: “A CHF (H)”, “A EUR”, “A USD (H)”, “AC EUR”, “B EUR”, “B USD (H)”, “CR EUR”, “CR USD (H)”, “CRD EUR”, “CRD USD (H)”, “I CHF (H)”, “I EUR”, “I USD (H)”, “J CHF (H)”, “J EUR”, “J USD (H)”, “K EUR”, “K USD (H)”, “R EUR”, “PWM EUR”, “PWM USD (H)”, “PWMD EUR” and “PWMD USD (H)” shares.

The A CHF (H) share is denominated in Swiss francs and expressed in shares or thousandths of a share.

The A EUR share is denominated in Euros and expressed in shares or thousandths of a share.

The A USD (H) share is denominated in US dollars and expressed in shares or thousandths of a share.

The AC EUR share is denominated in Euros and expressed in shares or thousandths of a share.

The B EUR share is denominated in Euros and expressed in shares or thousandths of a share.

The B USD (H) share is denominated in US dollars and expressed in shares or thousandths of a share.

The CR EUR share is denominated in Euros and expressed in shares or thousandths of a share.

The CR USD (H) share is denominated in US dollars and expressed in shares or thousandths of a share.

The CRD EUR share is denominated in Euros and expressed in shares or thousandths of a share.

The CRD USD (H) share is denominated in US dollars and expressed in shares or thousandths of a share.

The I CHF (H) share is denominated in Swiss francs and expressed in shares or thousandths of a share.

The I EUR share is denominated in Euros and expressed in shares or thousandths of a share.

The I USD (H) share is denominated in US dollars and expressed in shares or thousandths of a share.

The J CHF (H) share is denominated in Swiss francs and expressed in shares or thousandths of a share.

The J EUR share is denominated in Euros and expressed in shares or thousandths of a share.

The J USD (H) share is denominated in US dollars and expressed in shares or thousandths of a share.

The K EUR share is denominated in Euros and expressed in shares or thousandths of a share.

The K USD (H) share is denominated in US dollars and expressed in shares or thousandths of a share.

The R EUR share is denominated in Euros and expressed in shares or thousandths of a share.

The PWM EUR share is denominated in Euros and expressed in shares or thousandths of a share.

The PWM USD (H) share is denominated in US dollars and expressed in shares or thousandths of a share.

The PWMD EUR share is denominated in Euros and expressed in shares or thousandths of a share.

The PWMD USD (H) share is denominated in US dollars and expressed in shares or thousandths of a share.

➤ **Subscription and redemption procedures**

Date and frequency of net asset value calculation:

Daily, with the exception of public holidays and days on which the French markets are closed (according to the official Euronext Paris S.A. calendar).

Initial net asset value:

A CHF (H) shares:	CHF 100
A EUR shares:	€100
A USD (H) shares:	\$100
AC EUR shares	€100
B EUR shares:	€100
B USD (H) shares:	\$100
CR EUR shares:	€100
CR USD (H) shares:	\$100
CRD EUR shares:	€100
CRD USD (H) shares:	\$100
I CHF (H) shares:	CHF 100
I EUR shares:	€100
I USD (H) shares:	\$100
J EUR shares:	€100
J CHF (H) shares:	CHF 100
J USD (H) shares:	\$100
K EUR shares:	€100
K USD (H) shares:	\$100
R EUR shares:	€100
PWM EUR shares:	€1,000
PWM USD (H) shares:	\$1,000
PWMD EUR shares:	€1,000
PWMD USD (H) shares:	\$1,000

Minimum initial subscription:

A CHF (H) shares:	1 Share
A EUR shares:	1 Share
A USD (H) shares:	1 Share
AC EUR shares	1 Share
B EUR shares:	1 Share
B USD (H) shares:	1 Share
CR EUR shares:	1 Share
CR USD (H) shares:	1 Share
CRD EUR shares:	1 Share
CRD USD (H) shares:	1 Share
I CHF (H) shares:	CHF 1,000,000
I EUR shares:	€1,000,000
I USD (H) shares:	\$1,000,000
J EUR shares:	€1,000,000
J CHF (H) shares:	CHF 1,000,000
J USD (H) shares:	\$1,000,000

K EUR shares:	€1,000,000
K USD (H) shares:	\$1,000,000
R EUR shares:	1 Share
PWM EUR shares:	€1,000
PWM USD (H) shares:	\$1,000
PWMD EUR shares:	€1,000
PWMD USD (H) shares:	\$1,000

Minimum subsequent subscriptions:

A CHF (H) shares:	1 thousandth of a share
A EUR shares:	1 thousandth of a share
A USD (H) shares:	1 thousandth of a share
AC EUR shares	1 thousandth of a share
B EUR shares:	1 thousandth of a share
B USD (H) shares:	1 thousandth of a share
CR EUR shares:	1 thousandth of a share
CR USD (H) shares:	1 thousandth of a share
CRD EUR shares:	1 thousandth of a share
CRD USD (H) shares:	1 thousandth of a share
I CHF (H) shares:	1 thousandth of a share
I EUR shares:	1 thousandth of a share
I USD (H) shares:	1 thousandth of a share
J EUR shares:	1 thousandth of a share
J CHF (H) shares:	1 thousandth of a share
J USD (H) shares:	1 thousandth of a share
K EUR shares:	1 thousandth of a share
K USD (H) shares:	1 thousandth of a share
R EUR shares:	1 thousandth of a share
PWM EUR shares:	1 thousandth of a share
PWM USD (H) shares:	1 thousandth of a share
PWMD EUR shares:	1 thousandth of a share
PWMD USD (H) shares:	1 thousandth of a share

Subscription and redemption procedures:

Orders are executed in accordance with the table below.

Subscription and redemption processes are expressed in business days.

D is the net asset value calculation day:

Clearing of subscription orders	Clearing of redemption orders	Date of order execution	Publication of net asset value	Settlement of subscriptions	Settlement of redemptions
D, before 12:30 p.m.	D, before 12:30 p.m.	D	D+1	D+3	D+3*

*In the event of the dissolution of the Sub-fund, redemptions will be settled within a maximum of five business days.

The Management Company has implemented a mechanism for adjusting the Sub-fund's net asset value, known as swing pricing. This mechanism is described in Section VII of the prospectus: "Asset valuation rules".

Redemption gates:

The Management Company may introduce redemption gates, which, in exceptional circumstances and provided that they are in the interests of shareholders or the general public, enable redemption requests to be spread across several NAV (net asset value) dates once they exceed a given threshold.

Description of the method:

Once an objectively predetermined threshold of redemptions is reached on a particular NAV date, the Management Company may decide not to carry out all redemption requests on that NAV date. To establish this threshold, the Management Company takes into account the frequency of NAV calculation for the Sub-fund, the Sub-fund's management strategy and the liquidity of the assets in its portfolio.

The Management Company may apply redemption gates to the Sub-fund when the threshold of 5% of the net assets is reached. As the Sub-fund has multiple share classes, the trigger threshold will be the same for all of its share classes. This threshold of 5% takes into account cleared redemptions across all of the Sub-fund's assets, rather than being applied by share class.

The trigger threshold for the gates is based on the relationship between:

- the difference, on any given centralisation date, between the number of shares of the Sub-fund for which redemption requests have been made or the total value of these redemptions, and the number of shares of the Sub-fund for which subscription requests have been made or the total value of these subscriptions; and
- the net assets or total number of shares of the Sub-fund.

When redemption requests exceed the trigger threshold of the redemption gates, the Sub-fund may nevertheless decide to honour redemption requests made beyond the predetermined threshold, by partially or fully executing the orders that could have been blocked.

For example, if the total volume of share redemption requests is 10% of the Sub-fund's net assets while the trigger threshold is set at 5% of the net assets, the SICAV may decide to honour redemption requests for up to 8% of the net assets, executing 80% of the redemption requests instead of the 50% it would execute if the 5% threshold was strictly applied.

Redemption gates may only be applied on a maximum of 20 NAV dates over 3 months.

Notifying shareholders:

When redemption gates are applied, shareholders of the Sub-fund will be notified by any means via the website <https://funds.edram.com>.

Shareholders of the Sub-fund whose redemption orders will not be executed will be informed individually as soon as possible.

Processing unexecuted orders:

While redemption gates are in operation, redemption orders will be executed in the same proportions for shareholders of the Sub-fund who have made a redemption request on a given NAV date.

Postponed redemption orders will not be given priority over subsequent redemption requests. Unexecuted redemption orders are automatically postponed and may not be revoked by shareholders of the Sub-fund.

Exemption from redemption gates:

Subscription and redemption transactions on the same NAV date, for the same number of shares and by a single shareholder or beneficial owner (transactions known as "round trips") are exempt from redemption gates. This exemption also applies to switches from one share class to another share class that occur on the same NAV date, for the same value and by a single shareholder or beneficial owner.

Share subscriptions and redemptions are executed in amounts, in shares or in thousandths of a share.

A switch from one share class to another share class within this Sub-fund or another Sub-fund of the SICAV is treated as a redemption transaction followed by a new subscription. Consequently, the tax system applicable to each subscriber depends on the tax provisions applicable to the subscriber's individual situation and/or the investment jurisdiction of the SICAV. If there is any uncertainty, subscribers should contact their adviser to obtain information about the tax regime applicable to them.

Unitholders are advised that orders sent to institutions responsible for receiving subscription and redemption orders must take into account the deadline for centralising orders that is applied to the transfer agent, Edmond de Rothschild (France). Consequently, the other institutions named may apply their own earlier deadline, in order to take into account transfer times to Edmond de Rothschild (France).

Option to limit or discontinue the subscriptions:

Since 31 May 2023, which corresponds to the end of the marketing period, the Sub-fund has been closed to any subscription (except in the event of a subscription that coincides with a redemption from the same investor for the same amount and executed on the same net asset value calculation date).

Place and method of publication of net asset value:

The Sub-fund's net asset value can be obtained from the Management Company:

EDMOND DE ROTHSCHILD ASSET MANAGEMENT (France)

47, rue du Faubourg Saint-Honoré – 75401 Paris Cedex 08, France

➤ **Charges and fees**Subscription and redemption fees:

Subscription and redemption fees increase the subscription price paid by the investor or reduce the redemption price. The fees payable to the Sub-fund serve to offset the charges incurred by the Sub-fund when investing and divesting investors' monies. Fees that are not paid

to the Sub-fund are paid to the Management Company, promoter, etc.

Fees payable by the investor on subscriptions and redemptions	Basis	Rate and scale
Subscription fee not payable to the EdR SICAV – Millesima World 2028 Sub-fund	Net Asset Value x Number of shares	A CHF (H) shares: maximum 4%
		A EUR shares: maximum 4%
		A USD (H) shares: maximum 4%
		AC EUR shares: maximum 4%
		B EUR shares: maximum 4%
		B USD (H) shares: maximum 4%
		CR EUR shares: maximum 4%
		CR USD (H) shares: maximum 4%
		CRD EUR shares: maximum 4%
		CRD USD (H) shares: maximum 4%
		I CHF (H) shares: None
		I EUR shares: None
		I USD (H) shares: None
		J EUR shares: None
		J CHF (H) shares: None
		J USD (H) shares: None
		Subscription fee payable to the EdR SICAV – Millesima World 2028 Sub-fund
Redemption fee not payable to the EdR SICAV – Millesima World 2028 Sub-fund	Net Asset Value x Number of shares	All classes of shares: None
Redemption fee payable to the EdR SICAV – Millesima World 2028 Sub-fund	Net Asset Value x Number of shares	All classes of shares: None

Operating and management fees:

These charges cover all costs charged directly to the Sub-fund, with the exception of transaction charges.

Transaction charges include intermediary charges (brokerage fees, local taxes etc.), as well as any transaction fees, if applicable, that may be charged by the custodian and the Management Company in particular.

The following fees may be charged in addition to management and administration fees:

- Performance fees.
- Transaction fees charged to the Sub-fund.
- Fees linked to temporary purchases and sales of securities, if applicable.

The Management Company is required to pay a share of the UCI's financial management fees as remuneration to intermediaries such as investment companies, insurance companies, management companies, marketing intermediaries, distributors or distribution platforms who have signed an agreement on distributing, investing UCI equities or forming relationships with other investors. This remuneration is variable, and depends on the business relationship with the intermediary and on the improvement in the quality of services provided to the client, which can be justified by the recipient of this remuneration. This remuneration may be fixed or calculated based on the net assets subscribed as a result of the intermediary's actions. The intermediary may or may not be a member of the Edmond de Rothschild group. In accordance with the applicable regulations, each intermediary will provide the customer with any useful information on costs and fees, as well as their remuneration.

For more details regarding ongoing charges invoiced to the investor, please refer to the Key Information Documents (KIDs).

Fees charged to the SICAV	Basis	Rate and scale
Financial management fees	Net assets of the Sub-fund	A CHF (H) shares: Maximum 1.10% incl. taxes*
		A EUR shares: Maximum 1.10% incl. taxes*
		A USD (H) shares: Maximum 1.10% incl. taxes*
		AC EUR shares: Maximum 1.25% incl. taxes*
		B EUR shares: Maximum 1.10% incl. taxes*
		B USD (H) shares: Maximum 1.10%
		CR EUR shares: Maximum 0.40% incl. taxes*
		CR USD (H) shares: Maximum 0.40% incl. taxes*
		CRD EUR shares: Maximum 0.40% incl. taxes*
		CRD USD (H) shares: Maximum 0.40% incl. taxes*
		I CHF (H) shares: Maximum 0.35% incl. taxes*
		I EUR shares: Maximum 0.35% incl. taxes*
		I USD (H) shares: Maximum 0.35% incl. taxes*
		J EUR shares: Maximum 0.35% incl. taxes*
		J CHF (H) shares: Maximum 0.35% incl. taxes*
		J USD (H) shares: Maximum 0.35% incl. taxes*
		K EUR shares: Maximum 0.50% incl. taxes*
		K USD (H) shares: Maximum 0.50% incl. taxes
		R EUR shares: Maximum 1.50% incl. taxes*
		PWM EUR shares: Maximum 0.60% incl. taxes*
		PWM USD (H) shares: Maximum 0.60% incl. taxes*
PWMD EUR shares: Maximum 0.60% incl. taxes*		
PWMD USD (H) shares: Maximum 0.60% incl. taxes*		
Administrative costs external to the Management Company**, particularly custodian, appraiser and statutory auditor fees, etc.	Net assets of the Sub-fund	A CHF (H) shares: Maximum 0.10% incl. taxes*
		A EUR shares: Maximum 0.10% incl. taxes*
		A USD (H) shares: Maximum 0.10% incl. taxes*
		AC EUR shares: Maximum 0.10% incl. taxes*
		B EUR shares: Maximum 0.10% incl. taxes*
		B USD (H) shares: Maximum 0.10%
		CR EUR shares: Maximum 0.10% incl. taxes*
		CR USD (H) shares: Maximum 0.10% incl. taxes*

		CRD EUR shares: Maximum 0.10% incl. taxes*
		CRD USD (H) shares: Maximum 0.10% incl. taxes*
		I CHF (H) shares: Maximum 0.10% incl. taxes*
		I EUR shares: Maximum 0.10% incl. taxes*
		I USD (H) shares: Maximum 0.10% incl. taxes*
		J EUR shares: Maximum 0.10% incl. taxes*
		J CHF (H) shares: Maximum 0.10% incl. taxes*
		J USD (H) shares: Maximum 0.10% incl. taxes*
		K EUR shares: Maximum 0.10% incl. taxes*
		K USD (H) shares: Maximum 0.10% incl. taxes*
		R EUR shares: Maximum 0.10% incl. taxes*
		PWM EUR shares: Maximum 0.10% incl. taxes*
		PWM USD (H) shares: Maximum 0.10% incl. taxes*
		PWMD EUR shares: Maximum 0.10% incl. taxes*
		PWMD USD (H) shares: Maximum 0.10% incl. taxes*
Transaction fees	Deducted from each transaction	None

Performance fee (1)	Net assets of the Sub-fund	A EUR shares: 10% per year of the outperformance compared with a fixed rate of 3.30%.
		A CHF (H) shares: 10% per year of the outperformance compared with a fixed rate of 3.30%.
		A USD (H) shares: 10% per year of the outperformance compared with a fixed rate of 3.30%.
		AC EUR shares: None
		B EUR shares: 10% per year of the outperformance compared with a fixed rate of 3.30%.
		B USD (H) shares: 10% per year of the outperformance compared with a fixed rate of 3.30%.
		CR EUR shares: 10% per year of the outperformance compared with a fixed rate of 4%.
		CR USD (H) shares: 10% per year of the outperformance compared with a fixed rate of 4%.
		CRD EUR shares: 10% per year of the outperformance compared with a fixed rate of 4%.
		CRD USD (H) shares: 10% per year of the outperformance compared with a fixed rate of 4%.
		I EUR shares: 10% per year of the outperformance compared with a fixed rate of 4.05%.
		I CHF (H) shares: 10% per year of the outperformance compared with a fixed rate of 4.05%.
		I USD (H) shares: 10% per year of the outperformance compared with a fixed rate of 4.05%.
		J EUR shares: 10% per year of the outperformance compared with a fixed rate of 4.05%.
		J CHF (H) shares: 10% per year of the outperformance compared with a fixed rate of 4.05%.
		J USD (H) shares: 10% per year of the outperformance compared with a fixed rate of 4.05%.
		K EUR shares: None
		K USD (H) shares: None
		R EUR shares: 10% per year of the outperformance compared with a fixed rate of 2.90%.
		PWM EUR shares: 10% per year of the outperformance compared with a fixed rate of 3.80%.

		PWM USD (H) shares: 10% per year of the outperformance compared with a fixed rate of 3.80%.
		PWMD EUR shares: 10% per year of the outperformance compared with a fixed rate of 3.80%.
		PWMD USD (H) shares: 10% per year of the outperformance compared with a fixed rate of 3.80%.

*Including all taxes.

For this activity, the Management Company has not opted for VAT

** If administrative fees external to the Management Company increase by 0.15% (incl. taxes) or less per annum, the Management Company may inform shareholders of the Sub-fund by any means. If they increase by more than 0.15% (incl. taxes) per annum, shareholders will be informed individually and offered the chance to redeem their shares free of charge.

(1) Performance fee

Performance fees are payable to the Management Company in accordance with the following procedures:

Benchmark threshold:

The benchmark threshold is set at:

- a fixed annual rate of 3.30% for share classes A and B;
- a fixed annual rate of 4% for share classes CR and CRD;
- a fixed annual rate of 4.05% for share classes I and J.
- a fixed annual rate of 2.90% for share class R,
- a fixed annual rate of 3.80% for share classes PWM and PWMD.

The performance fee is calculated by comparing the performance of the Sub-fund's share with that of an indexed reference asset. The indexed reference asset reproduces the performance of the benchmark threshold, adjusted for subscriptions, redemptions and, where applicable, dividends.

When the share outperforms its benchmark threshold on a pro rata temporis basis, a provision of 10% will be applied to its outperformance.

In cases where the Sub-fund's share outperforms that of its benchmark threshold over the reference period, a performance fee may be charged.

A provision for performance fees will be made each time the net asset value is calculated.

When shares are redeemed, the Management Company receives the portion of the performance fee corresponding to the shares redeemed.

In the event of underperformance, the performance fee provision will be reduced by reversing the provision. The reversal cannot be more than the provision.

The reference periods shall end with the last net asset value for the month of June.

This performance fee is payable annually after the last net asset value for the reference period is calculated.

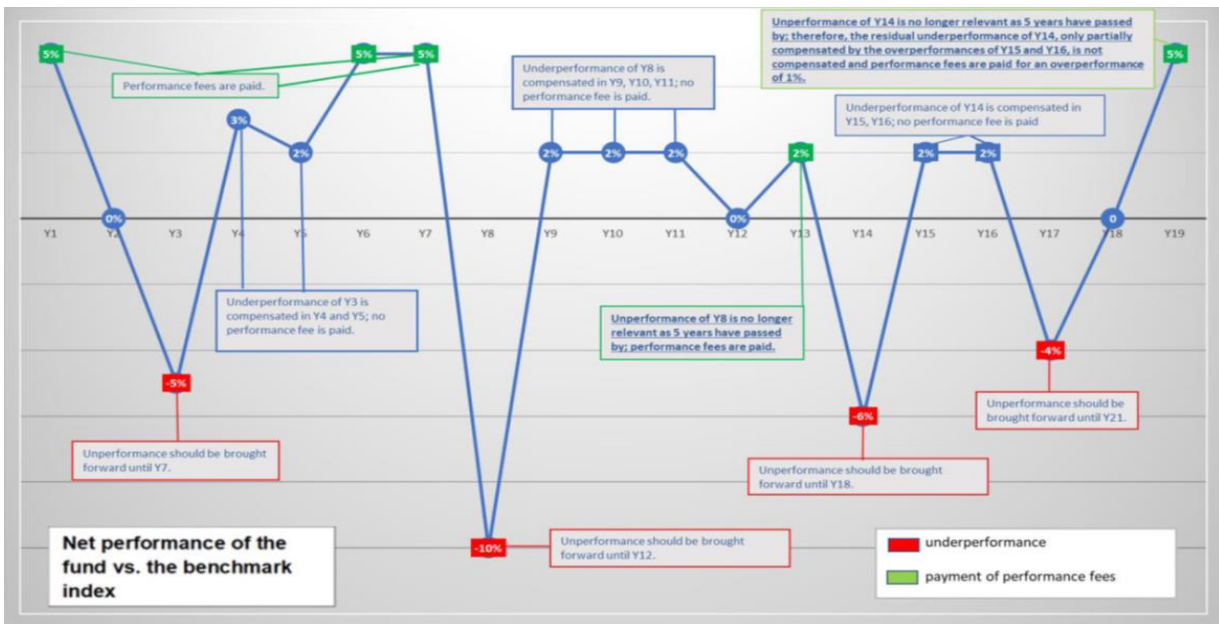
The reference period is a minimum of one year. The first reference period shall run from the share creation date to the last date of the first reference period, ensuring compliance with the minimum term of one year, or at the earliest on 30/06/2023.

At the end of the reference period, if the performance of the share is lower than that of its benchmark threshold over the reference period, no fee will be payable and the reference period will be extended by one year. The reference period may be extended four times and may therefore reach a maximum of five years

At the end of a reference period extended four times to reach five years:

- if the performance of the share exceeds that of its benchmark threshold, a performance fee is payable and charged. A new reference period will begin.
- if the performance of the share is lower than that of its benchmark threshold, no fee will be payable. A new reference period is established by defining a new reference year. If a year of underperformance occurred during the previous reference period, it is offset by any years of outperformance that occurred within these first five years. If, in addition to the first year of underperformance, another year of underperformance has occurred within this first five-year period and has not been offset by the end of this first period, a new period of up to five years will commence from the start of this new year of underperformance.

Examples:



	Net performance	Underperformance to be compensated in the following year	Payment of performance fees
Y1	5%	0%	YES
Y2	0%	0%	NO
Y3	-5%	-5%	NO
Y4	3%	-2%	NO
Y5	2%	0%	NO
Y6	5%	0%	YES
Y7	5%	0%	YES
Y8	-10%	-10%	NO
Y9	2%	-8%	NO
Y10	2%	-6%	NO
Y11	2%	-4%	NO
Y12	0%	0% ²⁹	NO
Y13	2%	0%	YES
Y14	-6%	-6%	NO
Y15	2%	-4%	NO
Y16	2%	-2%	NO
Y17	-4%	-6%	NO
Y18	0%	-4% ³⁰	NO
Y19	5%	0%	YES

²⁹ The underperformance of Y12 to be taken forward to the following year (Y13) is 0% (and not -4%) in light of the fact that the residual underperformance coming from Y8 that was not yet compensated (-4%) is no longer relevant as the 5-year period has elapsed (the underperformance of Y8 is compensated until Y12).

³⁰ The underperformance of Y18 to be taken forward to the following year (Y19) is 4% (and not -6%) in light of the fact that the residual underperformance coming from Y14 that was not yet compensated (-2%) is no longer relevant as the 5-year period has elapsed (the underperformance of Y14 is compensated until Y18).

Research costs, within the meaning of Article 314-21 of the AMF General Regulations, may be invoiced to the Sub-fund up to a limit of 0.01% of its net assets until subscriptions are closed and up to a limit of 0.001% of its net assets after this closure.

Any retrocession of management fees for the underlying UCIs and investment funds collected by the EdR SICAV – Millesima World 2028 Sub-fund will be repaid to the Sub-fund. The rate of management fees applicable to the underlying UCIs and investment funds will be valued by taking into account any retrocessions collected by the Sub-fund.

In the exceptional case that a sub-custodian applies an unanticipated transaction fee not set out in the terms and conditions above, with regard to a specific transaction, a description of the transaction and the transaction fees charged will be specified in the management report of the SICAV.

Shareholders can find out more information in the SICAV's annual report.

Procedure for selecting intermediaries:

In accordance with the AMF General Regulations, the Management Company has established a Best Selection/Best Execution policy for intermediaries and counterparties.

The purpose of this policy is to select, according to various predetermined criteria, the brokers and intermediaries whose execution policy will achieve the best possible results when executing orders. The Edmond de Rothschild Asset Management (France) Policy is available on its website: www.edram.fr.

Calculation and allocation of the proceeds resulting from temporary purchases and sales of securities and any equivalent transaction under foreign law:

Repurchase agreements are conducted through Edmond de Rothschild (France) according to the prevailing market conditions at the time of the transaction.

The operating costs and expenses linked to these transactions are borne by the Sub-fund. Income generated by these transactions is paid in full to the Sub-fund.

Calculation and allocation of the proceeds resulting from total return swaps (TRS) and any equivalent transaction under foreign law:

The operating costs and expenses linked to these transactions are borne by the Sub-fund. Income generated by these transactions is paid in full to the Sub-fund.

EdR SICAV – European Smaller Companies
--

➤ **Date created**

The Sub-fund was approved by the French financial markets authority (Autorité des Marchés Financiers – AMF) on 11 October 2022.

The Sub-fund was created on 8 December 2022.

➤ **ISIN code**

A EUR shares:	FR0014009Z77
A CHF (H) shares:	FR0014009ZB0
A USD shares:	FR001400DLM5
A USD (H) shares:	FR0014009Z51
B EUR shares:	FR0014009Z69
B USD shares	FR0014009ZI5
CR EUR shares:	FR0014009ZH7
CR USD shares:	FR0014009ZG9
CRD EUR shares:	FR0014009Z93
I CHF (H) shares:	FR0014009ZA2
I EUR shares:	FR0014009ZC8
I USD shares:	FR001400DLN3
I USD (H) shares:	FR0014009ZD6
J EUR shares:	FR0014009ZE4
K EUR shares:	FR0014009ZF1
N EUR shares:	FR0014009Z85
O EUR shares:	FR0014009ZJ3
R EUR shares:	FR001400J838
S EUR shares:	FR001400DLO1

➤ **Specific tax regime**

Eligible for the PEA (French equity savings plan)

➤ **Delegation of financial management**

Edmond de Rothschild Asset Management (France) delegates part of the financial management of the SICAV to: Edmond de Rothschild (Suisse) S.A.

This delegation of financial management focuses on currency hedging for the shares hedged.

➤ **Exposure to other foreign UCITS, AIFs or investment funds**

Up to 10% of its net assets.

➤ **Investment objective**

The aim of the Sub-fund, over the recommended investment period, is to outperform the benchmark index MSCI EMU Small Cap (NR) through exposure to the European companies market, primarily small- and mid-caps. These companies will be selected on the basis of an analysis that combines financial profitability and compliance with environmental, social and governance (ESG) criteria. In this respect and through its investments, the Sub-fund will seek to increase the number of jobs created over three- to five-year cycles, based on the Management Company's analysis, and therefore it will seek to strengthen small- and mid-caps in Europe.

The Sub-fund is actively managed; the Manager makes investment decisions regarding asset selection with no sectoral or geographical restrictions.

➤ **Benchmark index**

The Sub-fund is actively managed and uses the benchmark index for comparative purposes and for retrospectively calculating the performance fee.

The Manager is in no way limited by the composition of the benchmark index in the positioning of the portfolio, and the Sub-fund may not hold all the components of the benchmark index or indeed any of the components in question. The difference compared with the benchmark index may be total or significant, but sometimes may also be small.

The benchmark index used is the MSCI EMU Small Cap (NR) net dividends reinvested. It is expressed in the currency of the relevant share.

The benchmark index for share classes (H) denominated in CHF and USD is the MSCI EMU Small Cap (NR) net dividends reinvested, hedged and expressed in the currency of the relevant share class.

The MSCI EMU Small Cap Index reflects fluctuations in the small-cap securities of 10 Developed Markets countries of the European Economic and Monetary Union. You can find more information on this index on the website www.msci.com.

The MSCI Limited (website: <http://www.msci.com>) administrator is not included in the register of administrators and benchmark indices kept by the ESMA, and benefits from the transitional regime stipulated by Article 51 of the Benchmark Regulation.

In accordance with Regulation (EU) 2016/1011 of the European Parliament and of the Council of 8 June 2016, the Management Company has a procedure in place for monitoring the benchmark indices used, which sets out the action to be taken in the event that an index materially changes or ceases to be provided.

➤ **Investment strategy**

. Strategies used

To achieve its objective, the Manager will select mainly small-cap European companies (market capitalisation of less than EUR 5 billion) and mid-cap European companies (market capitalisation between EUR 5 and EUR 10 billion). Companies with a capitalisation of less than EUR 5 billion at the time of investment will represent at least 51% of the net assets at all times. A minimum of 75% of the Sub-fund's net assets will be permanently invested in equities and other securities eligible for the PEA (French equity savings plan) issued by companies whose headquarters are located in the European Union or in a Member State of the European Economic Area (EEA), and up to 25% of its net assets will be invested in European equities and other similar securities issued by companies whose headquarters are located in a non-EEA country, specifically Switzerland and the United Kingdom.

This selection will be based on both financial and non-financial ESG criteria to meet socially responsible investment requirements.

The portfolio's initial ESG investment universe is made up of European small- and mid-caps of between EUR 50 million and EUR 10 billion.

All the stocks that form the portfolio's initial ESG investment universe are subject to both a non-financial and employment outlook analysis, as detailed below. The investment universe will be reduced by eliminating 20% of the worst issuers based on the non-financial analysis.

Then, from this reduced investment universe, the Manager will eliminate companies with a "negative" employment outlook.

Analysis of non-financial criteria:

This analysis is designed to allow stocks to be selected on the basis of the Management Company's own ESG rating grid, which classifies securities according to the ESG criteria listed below:

- Environment: energy consumption, greenhouse gas emissions, water, waste, pollution, environmental management strategy, green impact;
- Social: quality of employment, human resources management, social impact, health and safety;
- Governance: structure of governance bodies, remuneration policy, audit and internal control, shareholder interest.

The SRI ratings model was formulated:

- using a Best-in-Universe approach, i.e. by favouring the best-performing companies regardless of their financial rating, size or sector.

-using differentiated weightings for the three ESG pillars for each sector depending on its specific challenges: this means that the three non-financial pillars are allocated a greater or lesser weighting depending on the sector in question, which results in a different weighting for each of the three pillars. For example, a chemical company will be more affected by environmental issues, whereas for a company in the business services sector, a greater weighting will be placed on social factors.

To determine if the company analysed embodies the characteristics of a responsible and sustainable company as defined by the Management Company, the latter carries out research to produce an internal ESG rating on a scale of 7 ranging from AAA to CCC. This rating is an aggregation of the results scored against the various ESG criteria in the rating grid determined by analysts.

In the absence of an internal rating, the Manager relies on an ESG rating provided by a non-financial rating agency. At least 90% of portfolio companies receive either an internal ESG rating or a rating provided by an external rating agency.

The external rating method may not be identical to the proprietary rating calculation approach. In general, the Manager is responsible for selecting securities that comply with the non-financial criteria that are most suited to the Management Company's approach.

If an issuer's external ESG rating deteriorates, affecting the portfolio's ESG limits, the Management Company must conduct a detailed analysis of that issuer in order to determine whether it can be retained or whether it should be sold as soon as possible, in the interests of the investors.

Furthermore, the securities selection process also includes negative screening, which involves excluding companies that contribute to the production of controversial weapons, in compliance with international agreements in this field, as well as companies exposed to activities related to thermal coal, unconventional fossil fuels and tobacco, in accordance with the Edmond de Rothschild Asset Management (France) exclusion policy available on its website. This negative screening helps mitigate sustainability risk.

Employment outlook

Through these investments, the strategy will particularly seek to invest in companies that will create or are likely to create jobs in the coming years (without predicting the number of jobs created).

The "employment outlook" is based on an internal analysis combining a study of past workforce changes over a rolling three- to five-year period and the issuer's employment outlook in the coming years. Listed companies are selected against this criterion on the basis of quantitative filters, various research carried out and discussions with companies. Based on this assessment, the Management Company assigns each issuer an "employment outlook" score using a three-tier rating system: "positive", "neutral" or "negative". Only companies with a "positive" or "neutral" employment outlook are eligible.

As a result, the portfolio includes companies that have, according to the analysis of Edmond de Rothschild Asset Management (France), the best prospects for job creation over a rolling three- to five-year period, that meet ESG criteria and offer performance potential over at least a five-year period.

Measurable performance indicators are monitored by the Manager. The indicators used include the number of full-time equivalent employees at the end of the financial year as communicated by the companies over a rolling three- to five-year period. This list of indicators is not exhaustive. The Sub-fund's impact report is available on the Management Company's website.

The Sub-fund promotes environmental, social and governance (ESG) criteria within the meaning of Article 8 of Regulation (EU) 2019/2088, known as the "Disclosure Regulation" or "SFDR", and is subject to sustainability risk as defined in the Risk Profile section of the prospectus.

The Sub-fund integrates sustainability risk and takes into account the main negative impacts in its investment decisions.

As part of its proprietary ESG analysis methodology and to the extent that data is available, Edmond de Rothschild Asset Management (France) takes into account the qualifying share or alignment with the Taxonomy with regard to the share of turnover considered green or the investments aligned with this. We take into consideration the figures published by companies or estimated by providers. The environmental impact is always taken into account, according to the sectoral particularities. An analysis may also be carried out of the carbon footprint (based on the relevant parameters), the company's climate strategy and greenhouse gas reduction targets, the environmental added value of products and services, eco-design etc. The Sub-fund does not aim to make any investments that contribute to environmental objectives focused on mitigating and/or adapting to climate change.

Therefore, the percentage of investments aligned with the Taxonomy is currently 0%.

Methodological limitations

Implementing a non-financial strategy has methodological limitations. Indeed, available ESG information from third-party data providers or from the issuers themselves may be incomplete, inaccurate, fragmented or unavailable, which may have a negative impact on a portfolio that relies on such data to assess whether a security should be included or excluded.

Investment via UCIs will be limited to 10% of net assets.

Up to 100% of the Sub-fund's net assets may be hedged and exposed to OTC derivatives or financial contracts traded on a regulated market in Europe.

The portfolio's investment in debt securities and money market instruments may represent up to 25% of the portfolio for cash management purposes. These instruments will be issued in the "Investment Grade" category (i.e. instruments with the lowest issuer default risk) defined by independent rating agencies, or with an equivalent internal rating from the Management Company.

All these securities will be selected using the steps for identifying stocks that comply with the previously mentioned non-financial criteria.

Assets used

Equities:

The Sub-fund invests mainly in small-cap European companies (market capitalisation of less than EUR 5 billion) and mid-cap European companies (market capitalisation of between EUR 5 and EUR 10 billion). Companies with a capitalisation of less than EUR 5 billion at the time of investment will represent at least 51% of the net assets at all times. At least 75% of the Sub-fund's net assets are permanently invested in securities eligible for the PEA (French equity savings plan).

The companies issuing these securities must have their headquarters located in the European Union or in a Member State of the European Economic Area (EEA), and up to 25% of its net assets are invested in European equities and other similar securities issued by companies whose headquarters are located in a non-EEA country, specifically Switzerland and the United Kingdom.

Debt securities and money market instruments:

The portfolio's investment in debt securities and money market instruments may represent up to 25% of the portfolio for cash management purposes.

The instruments will be selected using the steps for identifying stocks that comply with the previously mentioned non-financial criteria.

For cash management purposes, the Sub-fund's assets may comprise Euro-denominated debt securities or bonds. Such instruments, which have a residual term of less than three months, shall be issued without restriction in terms of the allocation between public and private debt by sovereign states, similar institutions or entities with a short-term rating of A2 or higher at the time of investment, as awarded by Standard & Poor's or any other equivalent rating awarded by another independent agency, or have an equivalent internal rating from the Management Company.

The selection of securities is not based automatically and exclusively on the rating criterion. It is mainly based on an internal analysis. Prior to each investment decision, the Management Company analyses each security against criteria other than its rating. In the event that a security in the “High Yield” category has its rating downgraded, i.e. speculative securities for which the risk of default by the issuer is higher (securities with ratings below BBB- or whose short-term rating is less than or equal to A-3 according to Standard & Poor’s or an equivalent agency, or with an equivalent internal rating from the

Management Company), the Management Company must conduct a detailed analysis in order to decide whether to sell or retain the security, so as to maintain the rating objective.

Shares or units of other French undertakings for collective investment or other foreign UCITS, AIFs or investment funds:

The Sub-fund may hold up to 10% of its assets in units or shares of French or foreign UCITS or French AIFs, regardless of their classification, in order to diversify exposure to other asset classes, including exchange-traded funds (ETFs), or money market or bond funds specifically in order to invest cash.

Within this 10% limit, the Sub-fund may also invest in shares or units of foreign AIFs and/or foreign investment funds that meet the regulatory eligibility criteria.

These UCIs and investment funds may be managed by the Management Company or by an affiliated company.

The units or shares of the selected UCIs will not be the subject of a non-financial analysis.

Derivatives:

The Sub-fund may invest up to 100% of the assets in financial contracts traded on European regulated, organised, or over-the-counter markets in order to conclude:

- equity options and equity index contracts in order to reduce equity volatility and increase the Sub-fund’s exposure,
- futures contracts in order to manage equity exposure, and index contracts,
- forward currency contracts or currency swaps in order to hedge exposure to specific currencies in the case of equities from outside of the eurozone.

The use of financial contracts will not result in an overall increase of the Sub-fund’s exposure to equity risk in excess of 100%.

The Sub-fund will not use total return swaps.

In order to significantly limit the total counterparty risk of instruments traded over-the-counter, the Management Company may receive cash collateral, which will be deposited with the custodian and will not be reinvested.

Securities with embedded derivatives:

The sub-fund may invest up to 10% of its net assets in securities with embedded derivatives. The strategy for the use of embedded derivatives is the same as that set out for derivatives.

It concerns warrants, subscription warrants or callable and puttable bonds.

These instruments will be selected using the steps for identifying stocks that comply with the previously mentioned non-financial criteria.

Deposits:

The Sub-fund may hold up to a maximum of 10% of its net assets in deposits with the custodian.

Cash loans:

The Sub-fund is not intended to be a cash borrower. However, a liability position may exist at certain points due to transactions related to the Sub-fund’s cash flows (ongoing investments and divestments, subscription/redemption operations etc.), capped at 10% of the net assets.

Temporary purchases and sales of securities:

None.

➤ **Investments between Sub-funds**

The Sub-fund may invest up to 10% of its net assets in another sub-fund of the SICAV Edmond de Rothschild Fund. The overall investment in other Sub-funds of the SICAV is limited to 10% of its net assets.

➤ **Risk profile**

Your money will primarily be invested in financial instruments selected by the Management Company. These instruments will be subject to market trends and fluctuations.

The risk factors described below are not exhaustive. It is the responsibility of each investor to analyse the risk associated with such an investment and to form his/her own opinion independently of the Edmond de Rothschild Group by obtaining as much specialist advice on such matters as is necessary in order to ensure that this investment is appropriate for his/her financial and legal position and investment term.

Risk of capital loss:

The Sub-fund does not guarantee or protect the capital invested, so investors may not recover the full amount of the capital they initially invested, even if they retain the shares for the duration of the recommended investment period.

Discretionary management risk:

The discretionary management style is based on anticipating trends in the various markets (equities, bonds, money market and currencies). There is a risk that the Sub-fund may not be invested in the best-performing markets at all times. The Sub-fund's performance may therefore be lower than the investment objective, and a drop in its net asset value may lead to negative performance.

Equity risk:

The value of a share may vary as a result of factors related to the issuing entity, but also as a result of external political or economic factors. Fluctuations in the equity and convertible bond markets, whose performance is in part correlated with that of the underlying equities, may lead to substantial variations in the net assets, which could have a negative impact on the performance of the Sub-fund's net asset value.

Credit risk:

The main risk linked to debt securities and/or money market instruments, such as Treasury bills (BTFs and BTANs) or short-term negotiable securities, is that of issuer default due either to the non-payment of interest and/or the non-repayment of capital. Credit risk is also associated with the downgrading of an issuer. Unitholders are reminded that the net asset value of the Sub-fund is likely to fall if a total loss is recorded on a financial instrument following default by an issuer. The inclusion of debt securities in the portfolio, whether directly or through UCIs, exposes the Sub-fund to the effects of variations in credit quality.

Credit risk associated with investment in speculative securities:

The Sub-fund may invest in issues from companies rated as non-investment grade by a rating agency (with a rating below BBB- from Standard & Poor's or equivalent) or an equivalent internal rating from the Management Company. These issues are known as speculative securities and present a higher risk of issuer default. This Sub-fund should therefore be considered partly speculative and as being aimed specifically at investors who are aware of the risks inherent in investing in such securities. As a result, the use of high-yield securities (speculative securities with a higher risk of issuer default) may incur a greater risk of a fall in the net asset value.

Interest rate risk:

The exposure to interest rate products (debt securities and money market instruments) makes the Sub-fund sensitive to interest rate fluctuations. Interest rate risk might result in a fall in the value of the security, and thus the net asset value of the Sub-fund, in the event of a change in the yield curve.

Currency risk:

The capital may be exposed to currency risk when its constituent securities or investments are denominated in a different currency from that of the Sub-fund. Currency risk is the risk of a fall in the exchange rate of the base currency of financial instruments in the portfolio against the Sub-fund's base currency, the euro, which may lead to a fall in the net asset value.

Risk associated with small- and mid-caps:

The securities of small- and mid-cap companies may be significantly less liquid and more volatile than those of large-cap companies. As a result, the Sub-fund's net asset value may fluctuate significantly and more rapidly.

Risk associated with financial and counterparty contract commitments:

The use of financial contracts may entail the risk of a sharper, more abrupt fall in the net asset value than in the markets in which the Sub-fund invests. Counterparty risk results from this Sub-fund's use of financial contracts traded on over-the-counter markets and/or of temporary purchases and sales of securities. Such transactions potentially expose the Sub-fund to the risk of one of its counterparties defaulting and to a possible decrease in its net asset value.

Liquidity risk:

The markets in which the Sub-fund trades may occasionally be affected by a lack of liquidity. These market conditions may affect the prices at which the Sub-fund may have to liquidate, initiate or modify positions.

Risk associated with derivatives:

The Sub-fund may invest in forward financial instruments (derivatives).

The use of financial contracts may entail the risk of a sharper, more abrupt fall in the net asset value than in the markets in which the Sub-fund invests.

Risk associated with the currency of units denominated in a currency other than that of the Sub-fund:

Shareholders investing in currencies other than the Sub-fund's base currency (euro) may be exposed to currency risk if this is not hedged. The value of the Sub-fund's assets may fall if exchange rates vary, which may cause the net asset value of the Sub-fund to fall.

Sustainability risk:

An environmental, social or governance event or condition that, if it occurs, could cause an actual or a potential material negative impact on the value of the investment. The Fund's investments are exposed to a sustainability risk that could have a significant negative impact on the value of the Fund. Consequently, the Manager identifies and analyses sustainability risks as part of its investment policy and investment decisions.

Risks associated with ESG criteria:

The integration of ESG and sustainability criteria into the investment process may exclude securities from certain issuers on non-investment grounds. Consequently, certain market opportunities that are available to funds that do not use ESG or sustainability criteria may not be available to the Sub-fund. Furthermore, the Sub-fund's performance may at times be better or worse than that of comparable funds that do not use ESG or sustainability criteria. Asset selection may be based in part on a proprietary ESG rating process or on ban lists that partly rely on third-party data. The lack of common or harmonised definitions and labels that incorporate ESG and sustainability criteria at EU level may cause managers to adopt different approaches when defining ESG objectives and determining whether those objectives have been achieved by the funds they manage. This also means that it may be difficult to compare strategies that include ESG and sustainability criteria, given that the selection and weightings applied to the selected investments may, to some extent, be subjective or based on indicators that may share the same name, but whose underlying meanings are different. Investors are advised that the subjective value that they may or may not assign to certain types of ESG criteria may differ substantially from the Financial Manager's methodology. The lack of harmonised definitions may also result in certain investments not benefiting from preferential tax regimes or tax credit schemes, as a result of ESG criteria being valued differently than initially envisaged.

➤ **Guarantee or capital protection:**

None.

➤ **Eligible subscribers and typical investor profile**

A EUR, A CHF (H), A USD, A USD (H), B EUR, B USD shares: All subscribers

I EUR, I CHF (H), I USD, I USD (H), J EUR, K EUR, N EUR, O EUR and S EUR shares: Legal entities and institutional investors dealing on their own behalf or on behalf of third parties.

CR USD, CR EUR and CRD EUR shares are intended for all subscribers; they may be marketed to retail investors (non-professional or professional) exclusively in the following cases:

- Subscription as part of independent advice provided by a financial advisor or regulated financial entity,
- Subscription as part of non-independent advice, with a specific agreement that does not authorise them to receive or retain trailer fees,
- Subscription by a regulated financial entity on behalf of its client as part of a management mandate.

R EUR shares: All subscribers; specifically intended to be marketed by the Distributors selected for this purpose by the Management Company.

In addition to the management fees charged by the Management Company, each financial advisor or regulated financial entity may be liable to pay the management or advisory fees incurred by each investor. The Management Company is not party to such agreements.

Shares are not registered for marketing in all countries. They are therefore not available for subscription for retail investors in all jurisdictions.

The person responsible for ensuring that the criteria related to the capacity of subscribers or purchasers have been observed, and that they have received the required information, is the person entrusted with effectively implementing marketing for the UCI.

This Sub-fund is specifically intended for investors wishing to achieve greater returns on their savings via the European equity markets, particularly in the European Union.

The shares of this Sub-fund are not and will not be registered in the United States under the US Securities Act of 1933, as amended (“Securities Act 1933”), or under any other law of the United States. These shares may not be offered, sold or transferred to the United States (including its territories and possessions) or benefit, directly or indirectly, any US Person (as defined by Regulation S of the Securities Act 1933).

The Sub-fund may either subscribe to units or shares of target funds likely to participate in initial public offerings for US securities (“US IPOs”) or directly participate in US initial public offerings (“US IPOs”). The Financial Industry Regulatory Authority (FINRA), in accordance with rules 5130 and 5131 of FINRA (the “Rules”), has decreed prohibitions regarding the eligibility of certain persons to participate in the allocation of US IPOs when the effective beneficiary(-ies) of such accounts are professionals in the financial services sector (including, among others, an owner or employee of a member of FINRA or a fund manager) (a “Restricted Person”) or an executive officer or director of a US or non-US company that may be in a business relationship with a member of FINRA (an “Associated Person”). The Sub-fund may not be offered or sold for the benefit or on behalf of a “US Person” as defined by “Regulation S” nor to investors considered as Restricted Persons or Associated Persons under the FINRA Rules. Investors should seek advice from their legal advisor if there is any doubt about their legal status.

The appropriate amount to invest in this Sub-fund depends on your personal situation. To determine that amount, shareholders are encouraged to seek professional advice in order to diversify their investments and determine the proportion of their financial portfolio or assets to be invested in this Sub-fund, specifically in view of the recommended investment period and exposure to the aforementioned risks, and their personal wealth, needs and specific objectives. In all cases, shareholders must diversify their portfolio sufficiently to avoid being exposed solely to the risks of this Sub-fund.

Recommended investment period: more than 5 years

➤ **Procedures for determining and allocating income**

Distributable amounts	“A EUR”, “A CHF (H)”, “A USD”, “A USD (H)”, “CR EUR”, “CR USD”, “I EUR”, “I CHF (H)”, “I USD”, “I USD (H)”, “K EUR”, “N EUR”, “R EUR” and “S EUR” shares.	“B USD”, “B EUR”, “CRD EUR”, “J EUR” and “O EUR” shares
Allocation of net income	Accumulation	Distribution
Allocation of net realised gains or losses	Accumulation	Accumulated (in full or in part) or distributed (in full or in part) or carried forward (in full or in part) as decided by the Management Company

Where distribution shares are concerned, the Sub-fund’s Management Company may decide to distribute one or more interim dividends on the basis of the financial positions certified by the Statutory Auditor.

➤ **Distribution frequency**

Accumulation shares: not applicable

Distribution shares: annual with the possibility of interim dividends. Payment of distributable income is made within a maximum of five months of the financial year-end, and for interim dividends, within one month of the date of the statement certified by the statutory auditor.

➤ **Share characteristics**

The Sub-fund has 18 share classes: “A EUR”, “A CHF (H)”, “A USD”, “A USD (H)”, “B EUR”, “B USD”, “CR EUR”, “CR USD”, “CRD EUR”, “I EUR”, “I CHF (H)”, “I USD”, “I USD (H)”, “J EUR”, “K EUR”, “N EUR”, “O EUR”, “R EUR” and “S EUR” shares.

The A EUR share is denominated in euros and expressed in shares or thousandths of a share.

The A USD share is denominated in US dollars and expressed in shares or thousandths of a share.

The A CHF (H) share is denominated in Swiss francs and expressed in shares or thousandths of a share.

The A USD (H) share is denominated in US dollars and expressed in shares or thousandths of a share.

The B EUR share is denominated in euros and expressed in shares or thousandths of a share.

The B USD share is denominated in US dollars and expressed in shares or thousandths of a share.

The CR EUR share is denominated in euros and expressed in shares or thousandths of a share.

The CR USD share is denominated in US dollars and expressed in shares or thousandths of a share.

The CRD EUR share is denominated in euros and expressed in shares or thousandths of a share. The I EUR share is denominated in euros and expressed in shares or thousandths of a share.

The I USD share is denominated in US dollars and expressed in shares or thousandths of a share.

The I USD (H) share is denominated in US dollars and expressed in shares or thousandths of a share.

The I CHF (H) share is denominated in Swiss francs and expressed in shares or thousandths of a share.

The J EUR share is denominated in euros and expressed in shares or thousandths of a share.

The K EUR share is denominated in euros and expressed in shares or thousandths of a share.

The N EUR share is denominated in euros and expressed in shares or thousandths of a share.

The O EUR share is denominated in euros and expressed in shares or thousandths of a share.

The R EUR share is denominated in Euros and expressed in shares or thousandths of a share.

The S EUR share is denominated in euros and expressed in shares or thousandths of a share.

➤ **Subscription and redemption procedures**

Date and frequency of net asset value calculation:

Daily, with the exception of public holidays and days on which the French markets are closed (according to the official Euronext Paris S.A. calendar).

Initial net asset value:

A EUR shares:	EUR 100
A USD shares:	USD 100
A CHF (H) shares:	CHF 100
A USD (H) shares:	USD 100
B EUR shares:	EUR 100
B USD shares:	USD 100
CR EUR shares:	EUR 100
CR USD shares:	USD 100
CRD EUR shares:	EUR 100
I EUR shares:	EUR 100
I USD shares:	USD 100
I CHF (H) shares:	CHF 100
I USD (H) shares:	USD 100
J EUR shares:	EUR 100
K EUR shares:	EUR 100
N EUR shares:	EUR 100

O EUR shares:	EUR 100
R EUR shares:	EUR 100
S EUR shares:	EUR 100

Minimum initial subscription:

A EUR shares:	1 Share
A USD shares:	1 Share
A CHF (H) shares:	1 Share
A USD (H) shares:	1 Share
B EUR shares:	1 Share
B USD shares:	1 Share
CR EUR shares:	1 Share
CR USD shares:	1 Share
CRD EUR shares:	1 Share
I EUR shares:	EUR 500,000
I USD shares:	USD 500,000
I CHF (H) shares:	CHF 500,000
I USD (H) shares:	USD 500,000
J EUR shares:	EUR 500,000
K EUR shares:	EUR 500,000
N EUR shares:	EUR 10,000,000
O EUR shares:	EUR 10,000,000
R EUR shares:	1 Share
S EUR shares:	EUR 10,000,000

Minimum subsequent subscriptions:

A EUR shares:	1 thousandth of a share
A USD shares:	1 thousandth of a share
A CHF (H) shares:	1 thousandth of a share
A USD (H) shares:	1 thousandth of a share
B EUR shares:	1 thousandth of a share
B USD shares:	1 thousandth of a share
CR EUR shares:	1 thousandth of a share
CR USD shares:	1 thousandth of a share
CRD EUR shares:	1 thousandth of a share
I EUR shares:	1 thousandth of a share
I USD shares:	1 thousandth of a share
I CHF (H) shares:	1 thousandth of a share
I USD (H) shares:	1 thousandth of a share
J EUR shares:	1 thousandth of a share
K EUR shares:	1 thousandth of a share
N EUR shares:	1 thousandth of a share
O EUR shares:	1 thousandth of a share
R EUR shares:	1 thousandth of a share
S EUR shares:	1 thousandth of a share

Subscription and redemption procedures:

Orders are executed in accordance with the table below.

Subscription and redemption processes are expressed in business days.

D is the net asset value calculation day:

Clearing of subscription orders	Clearing of redemption orders	Date of order execution	Publication of net asset value	Settlement of subscriptions	Settlement of redemptions
D, before 12:30 p.m.	D, before 12:30 p.m.	D	D+1	D+3	D+3*

*In the event of the dissolution of the Sub-fund, redemptions will be settled within a maximum of five business days.

The Management Company has implemented a method of adjusting the Sub-fund's net asset value known as Swing Pricing. This mechanism is described in Section VII of the prospectus: "Asset valuation rules".

Redemption gates:

The Management Company may introduce redemption gates, which, in exceptional circumstances and provided that they are in the interests of shareholders or the general public, enable redemption requests to be spread across several NAV (net asset value) dates once they exceed a given threshold.

Description of the method:

Once an objectively predetermined threshold of redemptions is reached on a particular NAV date, the Management Company may decide not to carry out all redemption requests on that NAV date. To establish this threshold, the Management Company takes into account the frequency of NAV calculation for the Sub-fund, the Sub-fund's management strategy and the liquidity of the assets in its portfolio.

The Management Company may apply redemption gates to the Sub-fund when the threshold of 5% of the net assets is reached. As the Sub-fund has multiple share classes, the trigger threshold will be the same for all of its share classes. This threshold of 5% takes into account cleared redemptions across all of the Sub-fund's assets, rather than being applied by share class.

The trigger threshold for the gates is based on the relationship between:

- the difference, on any given clearing date, between the total value of the redemptions and the total value of the subscriptions; and
- the net assets of the Sub-fund.

When redemption requests exceed the trigger threshold of the redemption gates, the Sub-fund may nevertheless decide to honour redemption requests made beyond the predetermined threshold, by partially or fully executing the orders that could have been blocked.

For example, if the total volume of share redemption requests is 10% of the Sub-fund's net assets while the trigger threshold is set at 5% of the net assets, the SICAV may decide to honour redemption requests for up to 8% of the net assets, executing 80% of the redemption requests instead of the 50% it would execute if the 5% threshold was strictly applied.

Redemption gates may only be applied on a maximum of 20 NAV dates over three months.

Notifying unitholders:

When redemption gates are applied, shareholders of the Sub-fund will be notified by any means via the website <https://funds.edram.com>.

Shareholders of the Sub-fund whose redemption orders will not be executed will be informed individually as soon as possible.

Processing unexecuted orders:

While redemption gates are in operation, redemption orders will be executed in the same proportions for shareholders of the Sub-fund who have made a redemption request on a given NAV date.

The unexecuted part of the redemption order will not be given priority over subsequent redemption requests. Unexecuted parts of redemption orders are automatically postponed and may not be revoked by shareholders of the Sub-fund.

Exemption from redemption gates:

Subscription and redemption transactions on the same NAV date, for the same number of shares and by a single shareholder or beneficial owner (transactions known as "round trips") are exempt from redemption gates. This

exemption also applies to switches from one share class to another share class that occur on the same NAV date, for the same value and by a single shareholder or beneficial owner.

Share subscriptions and redemptions are executed in amounts, in shares or in thousandths of a share. A switch from one share class to another share class within this Sub-fund or another Sub-fund of the SICAV is treated as a redemption transaction followed by a new subscription. Consequently, the tax regime applicable to each subscriber depends on the tax provisions applicable to the subscriber's individual situation and/or the investment jurisdiction of the UCITS. If there is any uncertainty, subscribers should contact their advisor for information about the tax regime applicable to them.

Unitholders are advised that orders sent to institutions responsible for receiving subscription and redemption orders must take into account the deadline for clearing orders that applies to the transfer agent, Edmond de Rothschild (France). Consequently, the other institutions named may apply their own earlier deadline, in order to take into account transfer times to Edmond de Rothschild (France).

Option to limit or discontinue subscriptions:

At its sole discretion, the Sub-fund may cease to issue new "S EUR" shares as soon as the amount outstanding reaches EUR 300 million. "S EUR" shares can therefore no longer be subscribed once this decision has been reached.

Place and means of publication of the NAV:

The Sub-fund's net asset value can be obtained from the Management Company:

EDMOND DE ROTHSCHILD ASSET MANAGEMENT (France)

47, rue du Faubourg Saint-Honoré – 75401 Paris Cedex 08, France

➤ **Charges and fees**

Subscription and redemption fees:

Subscription and redemption fees increase the subscription price paid by the investor or reduce the redemption price. The fees payable to the Sub-fund serve to offset the charges incurred by the Sub-fund when investing and divesting investors' monies. Fees that are not paid to the Fund are paid to the Management Company, promoter etc.

Fees payable by the investor on subscriptions and redemptions	Basis	Rate scale
Subscription fee not payable to the Sub-fund EdR SICAV – European Smaller Companies	Net asset value x Number of shares	A EUR shares: maximum 3%
		A CHF (H) shares: maximum 3%
		A USD shares: maximum 3%
		A USD (H) shares: maximum 3%
		B EUR shares: maximum 3%
		B USD shares: maximum 3%
		CR EUR shares: maximum 3%
		CR USD shares: maximum 3%
		CRD EUR shares: maximum 3%
		I EUR shares: None
		I CHF (H) shares: None
		I USD (H) shares: None
		I USD shares: None
J EUR shares: None		

		K EUR shares: None
		N EUR shares: None
		O EUR shares: None
		R EUR shares: Maximum 3%
		S EUR shares: None
Subscription fee payable to the Sub-fund EdR SICAV – European Smaller Companies	Net asset value x Number of shares	All classes of shares: None
Redemption fee not payable to the Sub-fund EdR SICAV – European Smaller Companies	Net asset value x Number of shares	All classes of shares: None
Redemption fee payable to the Sub-fund EdR SICAV – European Smaller Companies	Net asset value x Number of shares	All classes of shares: None

Operating and management fees:

These fees cover all costs charged directly to the Sub-fund, with the exception of transaction charges.

Transaction charges include intermediary charges (brokerage fees, local taxes etc.), as well as any transaction fees, if applicable, that may be charged by the custodian and the Management Company in particular.

The following fees may be charged in addition to operating and management fees:

- Performance fees.
- Transaction fees charged to the Sub-fund.
- Fees linked to temporary purchases and sales of securities, if applicable.

The Management Company is required to pay a share of the UCI's financial management fees as remuneration to intermediaries such as investment companies, insurance companies, management companies, marketing intermediaries, distributors or distribution platforms who have signed an agreement on distributing, investing UCI units or forming relationships with other investors. This remuneration is variable and depends on the business relationship with the intermediary and on the improvement in the quality of services provided to the client, which can be justified by the recipient of this remuneration. This remuneration may be fixed or calculated on the basis of the net assets subscribed as a result of the intermediary's actions. The intermediary may or may not be a member of the Edmond de Rothschild group. In accordance with the applicable regulations, each intermediary will provide the client with any useful information on costs and fees, as well as their remuneration.

For more details regarding fees charged to investors, please refer to the Key Information Documents (KIDs).

Fees charged to the UCITS	Basis	Rate and scale
Financial management fees	Net assets of the Sub-fund	A EUR shares: Maximum 1.90% incl. taxes*
		A CHF (H) shares: Maximum 1.90% incl. taxes*
		A USD shares: Maximum 1.90% incl. taxes*
		A USD (H) shares: Maximum 1.90% incl. taxes*
		B EUR shares: Maximum 1.90% incl. taxes*
		B USD shares: Maximum 1.90% incl. taxes*
		CR EUR shares: Maximum 1.05% incl. taxes*
		CR USD shares: Maximum 1.05% incl. taxes*
		CRD EUR shares: Maximum 1.05% incl. taxes*
		I EUR shares: Maximum 0.95% incl. taxes*
		I CHF (H) shares: Maximum 0.95% incl. taxes*
		I USD (H) shares: Maximum 0.95% incl. taxes*
		I USD shares: Maximum 0.95% incl. taxes*
		J EUR shares: Maximum 0.95% incl. taxes*
		K EUR shares: Maximum 1.10% incl. taxes*
		N EUR shares: Maximum 0.75% incl. taxes*
		O EUR shares: Maximum 0.75% incl. taxes*
		R EUR shares: Maximum 2.30% incl. taxes*
S EUR shares: Maximum 0.30% incl. taxes		
Administrative costs external to the Management Company**, particularly custodian, appraiser and statutory auditor fees etc.	Net assets of the Sub-fund	A EUR shares: Maximum 0.15% incl. taxes*
		A CHF (H) shares: Maximum 0.15% incl. taxes*
		A USD shares: Maximum 0.15% incl. taxes*
		A USD (H) shares: Maximum 0.15% incl. taxes*
		B EUR shares: Maximum 0.15% incl. taxes*
		B USD shares: Maximum 0.15% incl. taxes*
		CR EUR shares: Maximum 0.15% incl. taxes*
		CR USD shares: Maximum 0.15% incl. taxes*
		CRD EUR shares: Maximum 0.15% incl. taxes*
		I EUR shares: Maximum 0.15% incl. taxes*
		I CHF (H) shares: Maximum 0.15% incl. taxes*
		I USD shares: Maximum 0.15% incl. taxes*
		I USD (H) shares: Maximum 0.15% incl. taxes*
		J EUR shares: Maximum 0.15% incl. taxes*
		K EUR shares: Maximum 0.15% incl. taxes*
		N EUR shares: Maximum 0.15% incl. taxes*
		O EUR shares: Maximum 0.15% incl. taxes*
		R EUR shares: Maximum 0.15% incl. taxes*
S EUR shares: Maximum 0.15% incl. taxes*		

Transaction fees	Deducted from each transaction	None
<p style="text-align: center;">Performance fee (1) Net assets of the Sub-fund</p>		A EUR shares: 15% per year of the outperformance compared with the benchmark index MSCI EMU Small Cap (NR) net dividends reinvested
		A CHF (H) shares: 15% per year of the outperformance compared with the benchmark index MSCI EMU Small Cap CHF (NR) hedged net dividends reinvested
		A USD shares: 15% per year of the outperformance compared with the benchmark index MSCI EMU Small Cap (NR) net dividends reinvested
		A USD (H) shares: 15% per year of the outperformance compared with the benchmark index MSCI EMU Small Cap USD (NR) hedged net dividends reinvested
		B EUR shares: 15% per year of the outperformance compared with the benchmark index MSCI EMU Small Cap (NR) net dividends reinvested
		B USD shares: 15% per year of the outperformance compared with the benchmark index MSCI EMU Small Cap (NR) net dividends reinvested
		CR EUR shares: 15% per year of the outperformance compared with the benchmark index MSCI EMU Small Cap (NR) net dividends reinvested
		CR USD shares: 15% per year of the outperformance compared with the benchmark index MSCI EMU Small Cap (NR) net dividends reinvested
		CRD EUR shares: 15% per year of the outperformance compared with the benchmark index MSCI EMU Small Cap (NR) net dividends reinvested
		I EUR shares: 15% per year of the outperformance compared with the benchmark index MSCI EMU Small Cap (NR) net dividends reinvested
		I CHF (H) shares: 15% per year of the outperformance compared with the benchmark index MSCI EMU Small Cap CHF (NR) hedged net dividends reinvested
		I USD shares: 15% per year of the outperformance compared with the benchmark index MSCI EMU Small Cap (NR) net dividends reinvested
		I USD (H) shares: 15% per year of the outperformance compared with the benchmark index MSCI EMU Small Cap USD (NR) hedged net dividends reinvested

	J EUR shares: 15% per year of the outperformance compared with the benchmark index MSCI EMU Small Cap (NR) net dividends reinvested
	K EUR shares: None
	N EUR shares: None
	O EUR shares: None
	R EUR shares: 15% per year of the outperformance compared with the benchmark index – the MSCI EMU Small Cap (NR) index – with net dividends reinvested.
	S EUR shares: None

*Including all taxes.

For this activity, the Management Company has not opted for VAT

** If administrative fees external to the Management Company increase by 0.10% (incl. taxes) or less per annum, the Management Company may inform shareholders of the Sub-fund by any means. If they increase by more than 0.10% (incl. taxes) per annum, shareholders will be informed individually and offered the chance to redeem their shares free of charge.

(1) Performance fee

Performance fees are payable to the Management Company as follows:

Benchmark index:

- MSCI EMU Small Cap (NR) expressed in euros for share classes denominated in euros.
- MSCI EMU Small Cap (NR) hedged and expressed in US dollars for share classes denominated in US dollars.
- MSCI EMU Small Cap (NR) hedged and expressed in Swiss francs for share classes denominated in Swiss francs.

The performance fee is calculated by comparing the performance of the Sub-fund's share with that of an indexed reference asset. The indexed reference asset reproduces the performance of the benchmark index, adjusted for subscriptions, redemptions and, where applicable, dividends. When the share outperforms its benchmark index, a provision of 15% will be applied to its outperformance.

In cases where the Sub-fund's share outperforms that of its benchmark index over the reference period—even if the share has had a negative performance—a performance fee may be charged.

A provision for performance fees will be made each time the net asset value is calculated.

When shares are redeemed, the Management Company receives the portion of the performance fee corresponding to the shares redeemed.

In the event of underperformance, the performance fee provision will be reduced by reversing the provision. The reversal cannot be more than the provision.

The reference period for calculating the performance fee ends on the last net asset value date in December.

This performance fee is payable annually after the last net asset value for the reference period is calculated.

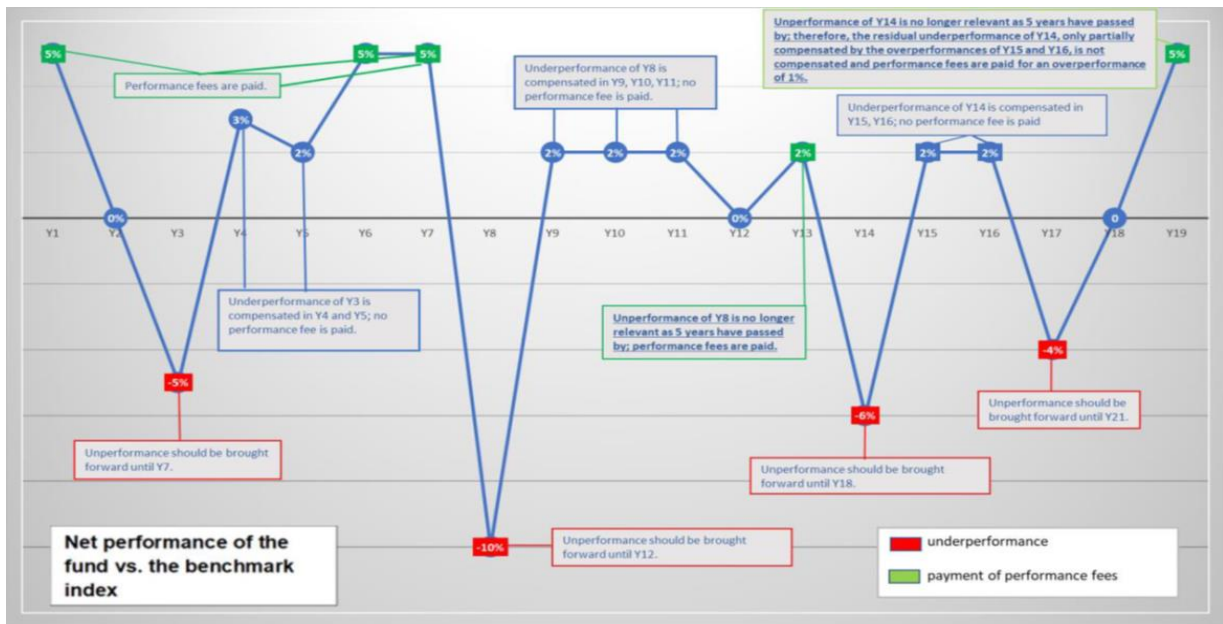
The reference period is a minimum of one year. The first reference period shall run from the share creation date to the last date of the first reference period, ensuring compliance with the minimum term of one year, or at the earliest on 31/12/2023. It is at the end of this period that the compensation mechanism for past underperformance may be reset.

At the end of the reference period, if the performance of the share is lower than that of its benchmark index over the reference period, no fee will be payable and the reference period will be extended by one year. The reference period may be extended four times and may thus reach five years, or less if the underperformance is recovered more quickly. It must be strictly less than six years.

At the end of a reference period extended four times to reach five years:

- *if the performance of the share exceeds that of its benchmark index, a fee is payable. The reference period will be renewed, and a new reference period will begin at the end of the period that is finishing.*
- *in the event that the performance of the share is lower than that of its benchmark index, no fee will be payable. A new reference period is established by defining a new reference year. If a year of underperformance occurred during the previous reference period, it is offset by any years of outperformance that occurred within these first five years. If, in addition to the first year of underperformance, another year of underperformance has occurred within this first five-year period and has not been offset by the end of this first period, a new period of up to five years will commence from the start of this new year of underperformance.*

Examples:



	Net performance	Underperformance to be compensated in the following year	Payment of performance fees
Y1	5%	0%	YES
Y2	0%	0%	NO
Y3	-5%	-5%	NO
Y4	3%	-2%	NO
Y5	2%	0%	NO
Y6	5%	0%	YES
Y7	5%	0%	YES
Y8	-10%	-10%	NO
Y9	2%	-8%	NO
Y10	2%	-6%	NO
Y11	2%	-4%	NO
Y12	0%	0% ²⁹	NO
Y13	2%	0%	YES
Y14	-6%	-6%	NO
Y15	2%	-4%	NO
Y16	2%	-2%	NO
Y17	-4%	-6%	NO
Y18	0%	-4% ³⁰	NO
Y19	5%	0%	YES

²⁹ The underperformance of Y12 to be taken forward to the following year (Y13) is 0% (and not -4%) in light of the fact that the residual underperformance coming from Y8 that was not yet compensated (-4%) is no longer relevant as the 5-year period has elapsed (the underperformance of Y8 is compensated until Y12).

³⁰ The underperformance of Y18 to be taken forward to the following year (Y19) is 4% (and not -6%) in light of the fact that the residual underperformance coming from Y14 that was not yet compensated (-2%) is no longer relevant as the 5-year period has elapsed (the underperformance of Y14 is compensated until Y18).

Fees linked to equity research as defined by Article 314-21 of the AMF General Regulation are charged to the Sub-fund.

Any retrocession of management fees for the underlying UCIs and investment funds collected by the Sub-fund EdR SICAV – European Smaller Companies will be repaid to the Sub-fund. The rate of management fees applicable to the underlying UCIs and investment funds will be valued by taking into account any trailer fees collected by the Sub-fund.

In the unusual event that a sub-custodian has to charge an unanticipated transaction fee not set out in the terms and conditions above, with regard to a specific transaction, a description of the transaction and the transaction fees charged will be specified in the SICAV's management report.

Shareholders can find out more information in the SICAV's annual report.

Procedure for selecting intermediaries:

In accordance with the AMF General Regulations, the Management Company has established a Best Selection/Best Execution policy for intermediaries and counterparties.

The purpose of this policy is to select, according to various predetermined criteria, the brokers and intermediaries whose execution policy will achieve the best possible results when executing orders. The Edmond de Rothschild Asset Management (France) Policy is available on its website: www.edram.fr.

Calculation and allocation of the proceeds resulting from temporary purchases and sales of securities and any equivalent transaction under foreign law:

Repurchase agreements are conducted through Edmond de Rothschild (France) according to the prevailing market conditions at the time of the transaction.

The operating costs and expenses linked to these transactions are borne by the Sub-fund. Income generated by these transactions is paid in full to the Sub-fund.

EDR SICAV – European Improvers

➤ **Creation date**

The Sub-fund was approved by the Autorité des Marchés Financiers on 09/06/2023.

The Sub-fund was created on 31/08/2023.

➤ **ISIN code**

A EUR shares:	FR001400FUB4
A CHF (H) shares:	FR001400FUC2
A USD shares	FR001400FUA6
A USD (H) share:	FR001400FU94
B EUR shares:	FR001400FUN9
B USD shares	FR001400FUM1
CR EUR shares:	FR001400FUD0
CR USD shares:	FR001400FUE8
CRD EUR shares:	FR001400FUO7
I CHF (H) shares:	FR001400FUG3
I EUR shares:	FR001400FUF5
I USD shares	FR001400FUI9
I USD (H) shares:	FR001400FUH1
J EUR shares:	FR001400FUP4
K EUR shares:	FR001400FUJ7
N EUR shares:	FR001400FUK5
O EUR shares:	FR001400FUQ2
S EUR shares:	FR001400FUL3

➤ **Specific tax regime**

None

➤ **Investment management delegated to**

Edmond de Rothschild Asset Management (France) delegates part of the financial management of the SICAV to: Edmond de Rothschild (Suisse) S.A. This delegation of financial management focuses on currency hedging for the shares hedged.

➤ **Exposure to other foreign UCITS, AIFs or investment funds**

Up to 10% of its net assets.

➤ **Management objective**

The objective of the Sub-fund, over the recommended investment horizon, is to achieve capital growth in excess of that of the benchmark index by gaining exposure to the European equity market. These companies will be selected on the basis of an analysis that combines financial profitability and compliance with non-financial criteria. (Environment, Social, Governance, ESG). In this respect, the Sub-fund will seek to select companies which, according to the analyses of Edmond de Rothschild Asset Management (France), are likely to show progress in terms of financial fundamentals and/or ESG criteria.

The Sub-fund is actively managed, which means that the manager makes investment decisions with the aim of achieving the Sub-fund's objective and investment policy. This active management includes taking decisions related to asset selection, without any sector allocation constraints. The Manager is in no way limited by the composition of the benchmark index in the positioning of the portfolio, and the Sub-fund may not hold all the components of the benchmark index or indeed any of the components in question. The Sub-fund may diverge wholly or significantly from the benchmark index or, occasionally, very little.

➤ **Benchmark index**

The Sub-fund is actively managed and uses the benchmark index for comparison purposes and to retrospectively calculate the performance fee.

The benchmark index used is the MSCI Europe (NR) net dividends reinvested. It is expressed in the currency of the share concerned.

The benchmark index for share classes (H) denominated in CHF and USD is the MSCI Europe (NR) index, net dividends reinvested, hedged and expressed in the currency of the share class concerned.

The MSCI Europe index tracks the representation of large and mid-caps in 15 developed market countries in Europe. The index includes around 85% of the free float market capitalisation in the universe of European developed market equities. You can find more information on this index on the website www.msci.com.

The administrator of the MSCI Europe (NR) benchmark index, MSCI Limited (website: <http://www.msci.com>), is not included in the register of administrators and benchmark indices maintained by ESMA and benefits from the transitional regime provided for in Article 51 of the Benchmark Regulation.

In accordance with Regulation (EU) 2016/1011 of the European Parliament and of the Council of 8 June 2016, the Management Company has a procedure in place for monitoring the benchmark indices used, which sets out the action to be taken in the event that an index materially changes or ceases to be provided.

➤ **Investment strategy**

Strategies used

To achieve its objective, the manager will select companies listed on the equity markets of the European Union in addition to the United Kingdom, Switzerland and Norway.

This selection process will be carried out on the basis of both financial and non-financial criteria.

The Sub-fund's ESG investment universe comprises European stocks rated by a non-financial rating agency with a stock market capitalisation in excess of EUR 500 million.-

The Sub-fund's approach will be to improve its rating in relation to the ESG investment universe. The result is that:

- The lowest-rated 20% of securities are excluded when calculating the ESG Investment Universe rating.
- Management reserves the possibility of investing in these lowest-rated 20% of securities, i.e. securities excluded from the calculation may still be included.
- The Sub-fund's rating must be higher than the rating of the ESG investment universe.

The “Improvers” approach

Through these investments, the strategy will seek in particular to invest in companies which, according to the analyses of Edmond de Rothschild Asset Management (France), are expected to show:

- i. either an improvement in their financial aggregates (income statement, balance sheet or cash flow statement),
- ii. or an improvement in their environmental, social and governance (ESG) practices,
- iii. or both simultaneously.

The Sub-fund will invest in:

- i. companies with good ESG practices but whose financial aggregates could be improved,
- ii. companies with solid financial aggregates but whose ESG practices could be improved,
- iii. companies with room for improvement both in terms of financial aggregates and ESG practices.

The management teams of Edmond de Rothschild Asset Management (France) will be in a position to evaluate the projected improvements in financial indicators and ESG practices by examining the company's historical data, benchmarking against peers and analysing market-wide trends.

Qualitative analysis of non-financial criteria:

This analysis is designed to allow securities to be selected based on the Management Company's own ESG rating grid, which classifies securities according to the environment, social-societal, and governance criteria listed below:

- Environment: energy consumption, greenhouse gas emissions, water, waste, pollution, environmental management strategy, green impact;
- Social-Societal: quality of employment, human resources management, social impact, health and safety;
- Governance: structure of governance bodies, remuneration policy, audit and internal control, shareholder interest.

The ESG ratings model was formulated:

- using a best-in-universe approach, i.e. by favouring the best-performing companies regardless of their financial rating, size, or sector.
- using differentiated weightings of the three ESG pillars for each sector depending on its specific challenges: as a result, the three non-financial pillars are allocated a greater or lesser weighting depending on the sector in question, which puts a different emphasis on each of the three pillars. For example, a chemical company will be more affected by environmental issues whereas, for a company in the business services sector, a greater weighting will be placed on social factors.

To determine if the company analysed embodies the characteristics of a responsible and sustainable company as defined by the management company, the latter carries out research to produce an internal ESG rating on a scale of 7, ranging from AAA to CCC. This rating is an aggregation of the results scored against the various ESG criteria in the rating grid determined by the analysts.

In the absence of an internal rating, the Manager relies on an ESG rating supplied by a non-financial rating agency. At least 90% of portfolio companies receive either an internal ESG rating or a rating provided by an external rating agency.

The external rating method may not be identical to the proprietary rating calculation approach. In general, the Manager is responsible for selecting securities that comply with the non-financial criteria that are most suited to the Management Company's approach.

Furthermore, the securities selection process also includes negative screening to exclude companies that contribute to the production of controversial weapons, in compliance with international agreements in this field, as well as companies exposed to activities related to thermal coal, unconventional fossil fuels and tobacco, in accordance with the Edmond de Rothschild Asset Management (France) exclusion policy, which is published on its website. This negative screening process helps to mitigate sustainability risk.

The Sub-fund promotes environmental, social and governance (ESG) criteria within the meaning of Article 8 of Regulation (EU) 2019/2088, the "Disclosure Regulation" or "SFDR", and is subject to sustainability risks as defined in the risk profile of the prospectus.

The Sub-fund integrates sustainability risk and takes account of the main negative impacts in its investment decisions.

As part of its proprietary ESG analysis method and to the extent that data is available, Edmond de Rothschild Asset Management (France) takes into account the eligibility share and alignment with the taxonomy with regard to the proportion of turnover considered green or the investments aligned with this. We take into account figures published by companies or estimated by service providers. The environmental impact is always taken into account, depending on the specific sector. The carbon footprint of relevant areas, and the company's climate strategy and greenhouse gas reduction targets can also be analysed, as well as the environmental added value of products and services, eco-design, etc.

The "do no significant harm" principle applies only to those investments underlying the financial product that take into account the EU criteria for environmentally sustainable economic activities. The investments underlying the remaining portion of this financial product do not take into account the EU criteria for environmentally sustainable economic activities.

As it is currently unable to guarantee reliable data for assessing the proportion of eligible or aligned investments in relation to the Taxonomy Regulation, the sub-fund is not in a position, at this stage, to fully and accurately calculate the underlying investments qualified as environmentally sustainable, in the form of a minimum alignment percentage, in accordance with the strict interpretation of Article 3 of the EU Taxonomy Regulation.

Currently, the Sub-fund does not aim to make investments that contribute to the environmental objectives of climate change mitigation and/or adaptation.

As a result, the % of investments aligned with the Taxonomy is currently 0%.

Investment via UCIs will be limited to 10% of the net assets.

Subject to a limit of 100% of its net assets, the Sub-fund may use over-the-counter derivative instruments or financial contracts traded on a regulated European market for hedging and exposure purposes.

The portfolio's investments in debt securities and money-market instruments may represent up to 25% of the portfolio for cash management purposes. These instruments will be issued in the "Investment grade" category (i.e. instruments with the lowest issuer default risk) defined by independent rating agencies, or with an equivalent internal rating from the Management Company.

Assets used

Equities:

The Sub-fund invests in companies listed on the equity markets of the European Union in addition to the United Kingdom, Switzerland and Norway. The companies have a stock market capitalisation in excess of EUR 500 million at the time of the investment.

Debt securities and money market instruments:

The portfolio's investments in debt securities and money-market instruments may represent up to 25% of the portfolio for cash management purposes.

The instruments will be selected using the steps for identifying stocks that comply with the non-financial criteria mentioned above.

For cash management purposes, the Sub-fund's assets may comprise Euro-denominated debt securities or bonds. Such instruments, which have a residual term of less than three months, shall be issued without restriction in terms of the allocation between public and private debt, by sovereign states, assimilated institutions or entities with a short-term rating of A2 or higher at the time of investment, as awarded by Standard & Poor's or any other equivalent rating awarded by another independent agency, or have an equivalent internal rating from the management company.

The selection of securities is not based automatically and exclusively on the rating criterion. It is mainly based on an internal analysis. Prior to each investment decision, the Management Company analyses each security on criteria other than its rating. In the event of a downgrade in the rating of a security to the high-yield category, i.e. speculative securities for which the risk of default by the issuer is greater (securities rated below BBB- or whose short-term rating is below or equal to A-3 according to Standard & Poor's or an equivalent agency or with an equivalent internal rating of the Management Company), the Management Company must conduct a detailed analysis in order to decide whether to sell or retain the security, so as to maintain the rating objective.

Shares or units of other French undertakings for collective investment or other foreign UCITS, AIFs or investment funds:

The Sub-fund may hold up to 10% of its assets in units or shares of French or foreign UCITS or French AIFs, regardless of their classification, in order to diversify exposure to other asset classes, including exchange-traded funds (ETFs), or money market or bond funds specifically in order to invest cash.

Within this 10% limit, the Sub-fund may also invest in shares or units of foreign AIFs and/or foreign investment funds that meet the regulatory eligibility criteria.

These UCIs and investment funds may be managed by the Management Company or by an affiliated company.

Derivatives:

For hedging and/or exposure purposes, without seeking to achieve overexposure, and up to a limit of 100% of its assets, the Sub-fund may invest in financial contracts traded on regulated, organised, or over-the-counter European markets in order to conclude:

- equity option contracts and equity indices in order to reduce equity volatility and to increase the Sub-fund's exposure,
- futures contracts in order to manage equity exposure and index contracts,
- forward foreign exchange contracts or currency swaps in order to hedge exposure to specific currencies in the case of equities outside the eurozone.

The use of financial contracts will not result in an increase of the Sub-fund's overall exposure to equity risk beyond 100%.

The Sub-fund will not use total return swaps.

In order to limit significantly the overall counterparty risk of instruments traded over the counter, the Management Company may receive cash collateral that will be deposited with the custodian and will not be reinvested.

Securities containing derivatives:

The Sub-fund may invest up to 10% of its net assets in securities with embedded derivatives. The strategy for the use of embedded derivatives is the same as that set out for derivatives.

It concerns warrants, subscription warrants or callable and puttable bonds.

These instruments will be selected using the steps for identifying stocks that comply with the non-financial criteria mentioned above.

Deposits:

The Sub-fund may hold up to a maximum of 10% of its net assets in deposits with the custodian.

Cash loans:

The Sub-fund is not intended to be a cash borrower. However, a liability position may exist at certain points due to transactions related to the sub-fund's cash flows (ongoing investments and divestments, subscription/redemption operations, etc.), up to a limit of 10% of the net assets.

Temporary purchases and sales of securities:

None.

➤ **Investments between Sub-funds**

The Sub-fund may invest up to 10% of its net assets in another Sub-fund of the SICAV Edmond de Rothschild Fund.

The overall investment in other Sub-funds of the SICAV is limited to 10% of its net assets.

➤ **Risk profile**

Your money will be invested primarily in financial instruments selected by the management company. These instruments will be subject to market trends and fluctuations.

The risk factors described below are not exhaustive. It is the responsibility of each investor to analyse the risk associated with such an investment and to form his/her own opinion independently of the Edmond de Rothschild Group by obtaining as much specialist advice on such matters as is necessary in order to ensure this investment is appropriate for his/her financial and legal position and investment term.

Risk of capital loss:

The Sub-fund does not guarantee or protect the capital invested, so investors may not recover the full amount of the capital they initially invested, even if they retain the shares for the duration of the recommended investment period.

Discretionary management risk:

A discretionary management style is based on anticipating trends in the various markets (equities, bonds, money markets, currencies). However, there is a risk that the sub-fund may not be invested in the best-performing markets

at all times. The Sub-fund's performance may therefore fall short of the management objective, and a drop in its net asset value may lead to negative performance.

Equity risk:

The value of a share may vary as a result of factors related to the issuing entity but also as a result of external, political or economic factors. Fluctuations in the equity and convertible bond markets, whose performance is in part correlated with that of the underlying equities, may lead to substantial variations in the net assets, which could have a negative impact on the performance of the sub-fund's net asset value.

Credit risk:

The main risk linked to debt securities and/or money market instruments such as treasury bills (BTFs and BTANs) or short-term negotiable securities is that of issuer default, due either to the non-payment of interest and/or the non-repayment of capital. Credit risk is also associated with the downgrading of an issuer. Shareholders are reminded that the net asset value of the Sub-fund is likely to fall if a total loss is recorded on a financial instrument following default by an issuer. The inclusion of debt securities in the portfolio, whether directly or through UCIs, exposes the Sub-fund to the effects of variations in credit quality.

Credit risk linked to investment in speculative securities:

The Sub-fund may invest in issues from companies rated as non-investment grade by a rating agency (rating below BBB- from Standard & Poor's or equivalent) or those with an equivalent internal rating from the Management Company. These issues are known as speculative securities and present a higher risk of issuer default. This sub-fund should therefore be considered partly speculative and as being aimed specifically at investors who are aware of the risks inherent in investing in such securities. The use of high-yield securities (speculative securities with a higher risk of issuer default) may incur a greater risk of a fall in the net asset value.

Interest rate risk:

The exposure to interest rate products (debt securities and money market instruments) makes the sub-fund sensitive to interest rate fluctuations. Interest rate risk might result in a fall in the value of the security and thus the net asset value of the sub-fund in the event of a change in the yield curve.

Currency risk:

The capital may be exposed to currency risk when its constituent securities or investments are denominated in a different currency from that of the sub-fund. Currency risk is the risk of a fall in the exchange rate of the base currency of financial instruments in the portfolio against the Sub-fund's base currency, the euro, which may lead to a fall in the net asset value.

Risk associated with small and mid-caps:

Securities of small and mid-cap companies may be significantly less liquid and more volatile than those of large cap companies. As a result, the Sub-fund's net asset value may fluctuate significantly and more rapidly.

Risk associated with financial and counterparty contract commitments:

The use of financial contracts may entail the risk of a sharper, more abrupt fall in the net asset value than in the markets in which the sub-fund invests. Counterparty risk results from this sub-fund's use of financial contracts traded on over-the-counter markets and/or of temporary purchases and sales of securities. Such transactions potentially expose the sub-fund to the risk of one of its counterparties defaulting and to a possible decrease in its net asset value.

Liquidity risk:

The markets in which the Sub-fund trades may occasionally be affected by a lack of liquidity. These market conditions may affect the prices at which the Sub-fund may have to liquidate, initiate, or modify positions.

Risk linked to derivatives:

The Sub-fund may invest in forward financial instruments (derivatives).

The use of financial contracts may entail the risk of a sharper, more abrupt fall in the net asset value than in the markets in which the sub-fund invests.

Risk associated with the currency of units denominated in currencies other than that of the Sub-fund:

Shareholders investing in currencies other than the Sub-fund's base currency (Euro) may be exposed to currency risk if this is not hedged. The value of the Sub-fund's assets may fall if exchange rates vary, which may cause the net asset value of the Sub-fund to fall.

Sustainability risk:

Sustainability risk means an environmental, social or governance event or condition that, if it occurs, could cause a material negative impact, either actual or potential, on the value of the investment. The Fund's investments are

exposed to sustainability risk, which could have a significant negative impact on the value of the Fund. Accordingly, the manager identifies and analyses sustainability risks as part of the investment policy and investment decisions.

ESG risks:

The inclusion of ESG and sustainability criteria in the investment process may exclude securities of certain issuers for reasons unrelated to investment and, as a result, certain market opportunities available to funds which do not use ESG or sustainability criteria may be unavailable to the Sub-fund, and the performance of the Sub-fund may sometimes be better or worse than that of comparable funds which do not use ESG or sustainability criteria. Asset selection may be based in part on a proprietary ESG rating process or on ban lists, which are based in part on third-party data. The lack of common or harmonised definitions and labels that incorporate ESG and sustainability criteria at the EU level may prompt managers to adopt differing approaches when defining ESG objectives and determining that these objectives have been achieved by the funds they manage. This also means that it may be difficult to compare strategies that incorporate ESG and sustainability criteria, as the selection and weighting applied to the investments selected may, to some extent, be subjective or based on indicators that may share the same name but have different underlying meanings. Investors are advised that the subjective value they may or may not attribute to certain types of ESG criteria may differ substantially from the methodology applied by the Investment Manager. The absence of harmonised definitions may also mean that certain investments are not eligible for preferential tax regimes or credits because ESG criteria are assessed differently than initially planned.

➤ **Guarantee or capital protection:**

None.

➤ **Eligible subscribers and typical investor profile**

A EUR, A CHF (H), A USD, A USD (H), B EUR, B USD shares: All subscribers.

I EUR, I CHF (H), I USD, I USD (H), J EUR, K EUR, N EUR, O EUR and S EUR shares: Legal entities and institutional investors dealing on their own account or on behalf of third parties.

CR USD, CR EUR and CRD EUR shares are intended for all subscribers and may be marketed to retail investors (non-professional or professional) exclusively in the following cases:

- Subscription as part of independent advice provided by a financial advisor or regulated financial entity,
- Subscription as part of non-independent advice, with a specific agreement that does not authorise them to receive or retain trailer fees,
- Subscription by a financial entity regulated on behalf of its client as part of a management mandate.

In addition to the management fees charged by the management company, each financial advisor or regulated financial entity may be liable to pay the management or advisory fees incurred by each investor. The management company is not party to these agreements.

Shares are not registered for marketing in all countries. They are therefore not open to subscription for retail investors in all jurisdictions.

The person in charge of checking compliance with the criteria on investor and purchaser capacity and ensuring that the latter have received the required information is the person tasked with the actual marketing of the UCIs. Investors' attention is drawn to the inherent risks associated with this type of security, as described in the "Risk profile" section.

This Sub-fund is specifically intended for investors wishing to achieve greater returns on their savings via the European equity markets, particularly in the European Union.

The shares of this Sub-fund are not and will not be registered in the United States under the US Securities Act of 1933, as amended ("Securities Act 1933"), or under any other law of the United States. These shares may not be offered, sold or transferred to the United States (including its territories and possessions) or benefit, directly or indirectly, any US Person (as defined by Regulation S of the Securities Act 1933).

The Sub-fund may either subscribe to units or shares of target funds likely to participate in initial public offerings of US securities ("US IPOs") or participate directly in US IPOs. The Financial Industry Regulatory Authority ("FINRA"), in accordance with rules 5130 and 5131 of FINRA (the "Rules"), has decreed prohibitions regarding the eligibility of certain persons to participate in the allocation of US Initial Public Offerings when the effective beneficiary(ies) of such accounts are financial services professionals (including, among others, owners or employees of member firms of FINRA or fund managers) ("Restricted Persons") or executive managers or directors of US or non-US companies that may do business with member firms of FINRA ("Covered Persons"). The Sub-fund may not be offered or sold for the benefit or on behalf of a "US Person", as defined by "Regulation S", or to investors considered Restricted

Persons or Covered Persons in conformity with the FINRA Rules. Investors should seek advice from their legal advisor if there are any doubts about their status.

The appropriate amount to invest in this sub-fund depends on your personal situation. To determine that amount, shareholders are encouraged to seek professional advice in order to diversify their investments and determine the proportion of their financial portfolio or assets to be invested in this Sub-fund, specifically in view of the recommended investment period and exposure to the aforementioned risks, and their personal wealth, needs and specific objectives. In all cases, shareholders must diversify their portfolio sufficiently to avoid being exposed solely to the risks of this Sub-fund.

Recommended investment period: more than 5 years

➤ **Procedures for determining and allocating income**

➤ Distributable income	“A USD (H)”, “A USD”, “A EUR”, “A CHF (H)”, “CR EUR”, “CR USD:”, “I EUR”, “I CHF (H)”, “I USD (H)”, “I USD”, “K EUR”, “N EUR” and “S EUR”	“B USD”, “B EUR”, “CRD EUR”, “J EUR” and “O EUR”,
Allocation of net income	Accumulation	Distribution
Allocation of net realised gains or losses	Accumulation	Accumulation (in full or in part) or Distribution (in full or in part) or Carried forward (in full or in part), at the discretion of the management company

Where distribution shares are concerned, the Sub-fund management company may decide to distribute one or more interim dividends on the basis of the financial positions certified by the Statutory Auditor.

➤ **Distribution frequency**

Accumulation shares: not applicable

Distribution shares: annual with the possibility of interim dividends. The payment of distributable income takes place within a period of no more than five months following the end of the financial year and within one month for interim dividends following the date of the position certified by the statutory auditor.

➤ **Share characteristics**

The Sub-fund has 18 share classes: "A EUR", "A CHF (H)", "A USD", "A USD (H)", "B EUR", "B USD", "CR EUR", "CR USD", "CRD EUR", "I EUR", "I CHF (H)", "I USD", "I USD (H)", "J EUR", "K EUR", "N EUR", "O EUR" and "S EUR" shares

The A EUR share is denominated in Euros and expressed in shares or thousandths of a share.

The A USD share is denominated in US Dollars and expressed in shares or thousandths of a share.

The A CHF (H) share is denominated in Swiss francs and expressed in shares or thousandths of a share.

The A USD (H) share is denominated in US Dollars and expressed in shares or thousandths of a share.

The B EUR share is denominated in Euros and expressed in shares or thousandths of a share.

The B USD share is denominated in US Dollars and expressed in shares or thousandths of a share.

The CR EUR share is denominated in Euros and expressed in shares or thousandths of a share.

The CR USD share is denominated in US Dollars and expressed in shares or thousandths of a share.

The CRD EUR share is denominated in Euros and expressed in shares or thousandths of a share.

The I EUR share is denominated in Euros and expressed in shares or thousandths of a share.

The I USD share is denominated in US Dollars and expressed in shares or thousandths of a share.

The I USD (H) share is denominated in US Dollars and expressed in shares or thousandths of a share.

The I CHF (H) share is denominated in Swiss Francs and expressed in shares or thousandths of a share.
 The J EUR share is denominated in Euros and expressed in shares or thousandths of a share.
 The K EUR share is denominated in Euros and expressed in shares or thousandths of a share.
 The N EUR share is denominated in Euros and expressed in shares or thousandths of a share.
 The O EUR share is denominated in Euros and expressed in shares or thousandths of a share.
 The S EUR share is denominated in Euros and expressed in shares or thousandths of a share.

➤ **Subscription and redemption procedures**

Date and frequency of net asset value calculation:

Daily, with the exception of public holidays and days on which the French markets are closed (according to the official Euronext Paris S.A. calendar).

Initial net asset value:

A EUR shares:	EUR 100
A USD shares:	USD 100
A CHF (H) shares:	CHF 100
A USD (H) share:	USD 100
B EUR shares:	EUR 100
B USD shares:	USD 100
CR EUR shares:	EUR 100
CR USD shares:	USD 100
CRD EUR shares:	EUR 100
I EUR shares:	EUR 100
I USD shares:	USD 100
I CHF (H) shares	CHF 100
I USD (H) shares:	USD 100
J EUR shares:	EUR 100
K EUR shares:	EUR 100
N EUR shares:	EUR 100
O EUR shares:	EUR 100
S EUR shares:	EUR 100

Minimum initial subscription:

A EUR shares:	1 Share
A USD shares:	1 Share
A CHF (H) shares:	1 Share
A USD (H) share:	1 Share
B EUR shares:	1 Share
B USD shares:	1 Share
CR EUR shares:	1 Share
CR USD shares:	1 Share
CRD EUR shares:	1 Share
I EUR shares:	EUR 500,000
I USD shares:	USD 500,000
I CHF (H) shares	CHF 500,000
I USD (H) shares:	USD 500,000
J EUR shares:	EUR 500,000
K EUR shares:	EUR 500,000
N EUR shares:	EUR 10,000,000

O EUR shares:	EUR 10,000,000
S EUR shares:	EUR 10,000,000

Minimum subsequent subscriptions:

A EUR shares:	1 thousandth of a share
A USD shares:	1 thousandth of a share
A CHF (H) shares:	1 thousandth of a share
A USD (H) share:	1 thousandth of a share
B EUR shares:	1 thousandth of a share
B USD shares:	1 thousandth of a share
CR EUR shares:	1 thousandth of a share
CR USD shares:	1 thousandth of a share
CRD EUR shares:	1 thousandth of a share
I EUR shares:	1 thousandth of a share
I USD shares:	1 thousandth of a share
I CHF (H) shares	1 thousandth of a share
I USD (H) shares:	1 thousandth of a share
J EUR shares:	1 thousandth of a share
K EUR shares:	1 thousandth of a share
N EUR shares:	1 thousandth of a share
O EUR shares:	1 thousandth of a share
S EUR shares:	1 thousandth of a share

Subscription and redemption procedures:

Orders are executed in accordance with the table below.

Subscription and redemption conditions are expressed in business days.

D is the net asset value calculation day:

Clearing of subscription orders	Clearing of redemption orders	Date of order execution	Publication of the net asset value	Settlement of subscriptions	Settlement of redemptions
D, before 12:30 p.m.	D, before 12:30 p.m.	D	D+1	D+3	D+3*

* In the event of the dissolution of the Sub-fund, redemptions will be settled within a maximum of five business days.

The management company has implemented a method of adjusting the Sub-fund's net asset value known as Swing Pricing. This mechanism is described in Section VII of the prospectus: "Asset valuation rules".

Gates:

The management company may use the gate system to stagger redemption requests from Sub-fund shareholders over multiple net asset values if they exceed a given threshold, when exceptional circumstances so require and if the interests of shareholders or the public so dictate.

Description of method:

The management company may decide not to execute all redemption requests for a given net asset value if the predetermined threshold is exceeded for a given net asset value. The management company objectively determines the level of this threshold by taking into account the frequency with which the net asset value of the Sub-fund is calculated, the Sub-fund's management strategy and the liquidity of the assets in the portfolio.

For the Sub-fund, the redemption ceiling may be applied by the management company when the threshold of 5% of net assets is reached. The Sub-fund has several classes of shares, so the trigger threshold will be identical for

all classes of shares in the Sub-fund. This 5% threshold applies to centralised redemptions for the assets of the Sub-fund as a whole and not specifically to the different classes of Sub-fund shares.

The redemption gates correspond to the ratio between:

- the difference observed, on a single centralisation date, between the total volume of redemptions and the total volume of subscriptions; and
- the net assets of the Sub-fund.

However, when redemption requests exceed the redemption gate, the Sub-fund may decide to honour redemption requests in excess of the specified limit, and so execute some or all of the orders that might otherwise be blocked. For example, if the total amount of share redemption requests represents 10% of the net assets of the Sub-fund while the redemption gate is set at 5% of the net assets, the SICAV may decide to honour redemption requests up to 8% of the net assets (and therefore execute 80% of redemption requests instead of 50% if it strictly applied the 5% ceiling).

The maximum period of application of the redemption gate is set at 20 net asset values over 3 months.

Procedures for notifying unitholders:

If the gate mechanism is activated, fund investors will be notified by any appropriate means via the following website: <https://funds.edram.com>.

Shareholders in the Sub-fund whose redemption orders have not been executed will be individually notified as quickly as possible.

Unexecuted orders:

During the period of application of the gate mechanism, redemption orders will be executed in the same ratio for Sub-fund shareholders who have requested redemption at the same net asset value.

The unexecuted fraction of the redemption order that is deferred will not have priority over subsequent redemption requests. Sub-fund shareholders may not revoke fractional redemption orders that have not been executed and that are automatically deferred.

Exemption from the gate mechanism:

Subscription and redemption transactions for the same number of shares on the basis of the same net asset value and for the same shareholder or beneficial owner (known as round-trip transactions) are not subject to the gate mechanism. This exclusion also applies to transfers from one share class to another share class at the same net asset value for the same amount and for the same shareholder or beneficial owner.

Share subscriptions and redemptions are executed in amounts or in shares or in thousandths of a share. A switch from one share class to another share class within this Sub-fund or another Sub-fund of the SICAV is treated as a redemption transaction followed by a new subscription. Consequently, the tax system applicable to each subscriber depends on the tax provisions applicable to the subscriber's individual situation and/or the investment jurisdiction of the UCITS. In case of uncertainty, subscribers should contact their adviser to obtain information about the tax regime applicable to them.

Unitholders are advised that orders sent to institutions responsible for receiving subscription and redemption orders must take into account the deadline for centralising orders that is applied to the transfer agent, Edmond de Rothschild (France). Consequently, the other institutions named may apply their own earlier deadline, in order to take into account transfer times to Edmond de Rothschild (France).

Option to limit or discontinue the subscriptions:

The Sub-fund may decide, at its sole discretion, to cease to issue new S EUR shares once the stock in this share class has reached €300 million. It will no longer be possible to subscribe to S EUR shares above this amount.

Place and method of publication of net asset value:

The Sub-fund's net asset value can be obtained from the management company:
EDMOND DE ROTHSCHILD ASSET MANAGEMENT (France)

47, rue du Faubourg Saint-Honoré – 75401 Paris Cedex 08, France

➤ **Charges and fees**

Subscription and redemption fees:

Subscription and redemption fees increase the subscription price paid by the investor or reduce the redemption price. The fees payable to the sub-fund serve to offset the charges incurred by the sub-fund when investing and divesting investors' monies. Fees which are not paid to the UCITS are paid to the management company, promoter, etc.

Fees payable by the investor on subscriptions and redemptions	Basis	Rate scale
Subscription fee not payable to the Sub-fund EdR SICAV - European Improvers	Net asset value x Number of shares	A EUR shares: Maximum 3%
		A CHF (H) shares: Maximum 3%
		A USD shares: Maximum 3%
		A USD (H) share: Maximum 3%
		B EUR shares: Maximum 3%
		B USD shares: Maximum 3%
		CR EUR shares: Maximum 3%
		CR USD shares: Maximum 3%
		CRD EUR shares: Maximum 3%
		I EUR shares: None
		I CHF (H) shares: None
		I USD (H) shares: None
		I USD shares: None
		J EUR shares: None
		K EUR shares: None
N EUR shares: None		
O EUR shares: None		
S EUR shares: None		
Subscription fee payable to the Sub-fund EdR SICAV - European Improvers	Net asset value x Number of shares	All classes of share: None
Redemption fee not payable to the Sub-fund EdR SICAV - European Improvers	Net asset value x Number of shares	All classes of share: None
Redemption fee payable to the Sub-fund EdR SICAV - European Improvers	Net asset value x Number of shares	All classes of share: None

Operating and management charges:

These charges cover all costs charged directly to the sub-fund, with the exception of transaction charges.

Transaction charges include intermediary charges (brokerage fees, local taxes, etc.) as well as any transaction fees, if applicable, that may be charged by the Custodian and the Management Company, in particular.

The following fees may be charged on top of operating and management fees:

- Performance fees.
- Transaction fees charged to the Sub-fund.
- Fees linked to temporary purchases and sales of securities, if applicable.

By way of remuneration, the Management Company may pay a percentage of the Fund's financial management costs to intermediaries such as investment firms, insurance companies, management companies, distribution intermediaries, distributors or distribution platforms with which an agreement has been signed for the purpose of distributing or placing the units of the Fund or establishing contact with other investors. This remuneration is variable and depends on the business relationship in place with the intermediary and whether the beneficiary can demonstrate an improvement in the quality of the service provided to the customer. This remuneration may be either flat-rate or calculated on the basis of the net assets subscribed as a result of the actions of the intermediary. The intermediary may or may not be a member of the Edmond de Rothschild Group. Each intermediary will provide the customer with all relevant information on costs, fees and remuneration, in accordance with the regulations applicable to the intermediary.

For more details regarding ongoing charges invoiced to the investor, please refer to the Key Information Document (KID).

Fees charged to the UCITS	Basis	Rate and scale
Financial management fees	Net assets of the sub-fund	A EUR shares: Maximum 1.70% incl. taxes*
		A CHF (H) shares: Maximum 1.70% incl. taxes*
		A USD shares: Maximum 1.70% incl. taxes*
		A USD (H) share: Maximum 1.70% incl. taxes*
		B EUR shares: Maximum 1.70% incl. taxes*
		B USD shares: Maximum 1.70% incl. taxes*
		CR EUR shares: Maximum 1.00% incl. taxes*
		CR USD shares: Maximum 1.00% incl. taxes*
		CRD EUR shares: Maximum 1.00% incl. taxes*
		I EUR shares: Maximum 0.85% incl. taxes*
		I CHF (H) shares: Maximum 0.85% incl. taxes*
		I USD (H) shares: Maximum 0.85% incl. taxes*
		I USD shares: Maximum 0.85% incl. taxes*
		J EUR shares: Maximum 0.85% incl. taxes*
		K EUR shares: Maximum 1.00% incl. taxes*
		N EUR shares: Maximum 0.70% incl. taxes*
		O EUR shares: Maximum 0.70% incl. taxes*
		S EUR shares: Maximum 0.30% incl. taxes*
Administrative costs external to the management company**, particularly custodian, appraiser and statutory auditor fees, etc.	Net assets of the sub-fund	A EUR shares: Maximum 0.15% incl. taxes*
		A CHF (H) shares: Maximum 0.15% incl. taxes*
		A USD shares: Maximum 0.15% incl. taxes*
		A USD (H) share: Maximum 0.15% incl. taxes*
		B EUR shares: Maximum 0.15% incl. taxes*
		B USD shares: Maximum 0.15% incl. taxes*
		CR EUR shares: Maximum 0.15% incl. taxes*
		CR USD shares: Maximum 0.15% incl. taxes*
		CRD EUR shares: Maximum 0.15% incl. taxes*
		I EUR shares: Maximum 0.15% incl. taxes*
		I CHF (H) shares: Maximum 0.15% incl. taxes*
		I USD shares: Maximum 0.15% incl. taxes*
		I USD (H) shares: Maximum 0.15% incl. taxes*
		J EUR shares: Maximum 0.15% incl. taxes*
		K EUR shares: Maximum 0.15% incl. taxes*
		N EUR shares: Maximum 0.15% incl. taxes*
		O EUR shares: Maximum 0.15% incl. taxes*

		S EUR shares: Maximum 0.15% incl. taxes*
--	--	--

Transaction fees	Deducted from each transaction	None
Performance fee (1)	Net assets of the sub-fund	A EUR shares: 15% per year of the outperformance compared with the benchmark index MSCI Europe (NR) net dividends reinvested
		A CHF (H) shares: 15% per year of the outperformance compared with the benchmark index, the MSCI Europe hedged CHF (NR) index with net dividends reinvested.
		A USD shares: 15% per year of the outperformance compared with the benchmark index MSCI Europe (NR) net dividends reinvested
		A USD (H) share: 15% per year of the outperformance compared with the benchmark index MSCI Europe (NR) hedged USD (NR) net dividends reinvested
		B EUR shares: 15% per year of the outperformance compared with the benchmark MSCI Europe (NR) Index, net dividends reinvested
		B USD shares: 15% per year of the outperformance compared with the benchmark index MSCI Europe (NR) Index, net dividends reinvested
		CR EUR shares: 15% per year of the outperformance compared with the benchmark index MSCI Europe (NR) net dividends reinvested
		CR USD shares: 15% per year of the outperformance compared with the benchmark index MSCI Europe (NR) Index, net dividends reinvested
		CRD EUR shares: 15% per year of the outperformance compared with the benchmark index MSCI Europe (NR) Index, net dividends reinvested
		I EUR shares: 15% per year of the outperformance compared with the benchmark index MSCI Europe (NR) Index, net dividends reinvested
		I CHF (H) shares: 15% per year of the outperformance compared with the benchmark index, the MSCI Europe hedged CHF (NR) index with net dividends reinvested.
		I USD shares: 15% per year of the outperformance compared with the benchmark index MSCI Europe (NR) Index, net dividends reinvested

		I USD (H) shares: 15% per year of the outperformance compared with the benchmark index, the MSCI Europe hedged USD (NR) index with net dividends reinvested
		J EUR shares: 15% per year of the outperformance compared with the benchmark index MSCI Europe (NR) Index, net dividends reinvested
		K EUR shares: None
		N EUR shares: None
		O EUR shares: None
		S EUR shares: None

*Including all taxes.

For this activity, the Management Company has not opted for VAT

** In the event of an increase in administrative fees external to the management company of 0.10% (incl. taxes) or less per annum, the management company may inform shareholders of the Sub-fund by any means. In the event of an increase of more than 0.10% (incl. taxes) per annum, shareholders will be informed individually and offered the chance to redeem their shares free of charge.

(1) Performance fee

Performance fees are payable to the Management Company in accordance with the following procedures:

Benchmark:

- MSCI Europe (NR) expressed in euros for share classes denominated in euros.
- MSCI Europe (NR) hedged and expressed in US dollars for share classes denominated in US dollars.
- MSCI Europe (NR) hedged and expressed in Swiss francs for share classes denominated in Swiss francs.

The performance fee is calculated by comparing the Sub-fund's share performance with that of an indexed reference asset. The indexed reference asset reproduces the performance of the benchmark index adjusted for subscriptions, redemptions and, where applicable, dividends.

When the share outperforms its benchmark, a provision of 15% will be applied to the outperformance.

In the event of the outperformance of the share of the Sub-fund compared to its benchmark index, and even if its performance is negative, an outperformance fee may be charged for the reference period.

A provision for performance fees will be made each time the net asset value is calculated.

When shares are redeemed, the management company receives the portion of the performance fee corresponding to the shares redeemed.

In the event of underperformance, the performance fee provision will be reduced by reversing the provision. The reversal cannot be more than the provision.

The reference period for calculating performance fees ends on the last net asset value date in September.

This performance fee is payable annually after calculating the last net asset value for the reference period.

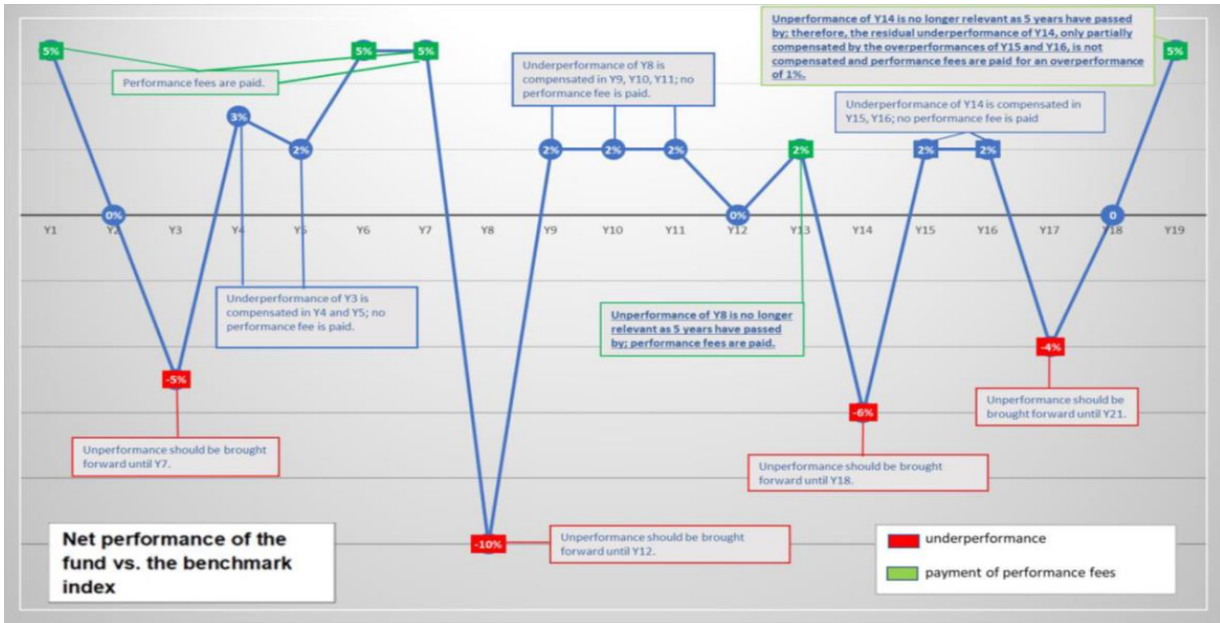
The reference period is a minimum of one year. The first reference period runs from the date on which the share is created to the first reference period end date enabling the minimum one-year duration criterion to be met, i.e. no earlier than 30 September 2024. After this period, the mechanism for compensating for past underperformance may be reset.

At the end of the reference period, if the performance of the share is below that of its benchmark index over the reference period, no fee will be charged and the reference period will be extended by one year. The reference period may be extended four times and may therefore extend to 5 years or less if the underperformance is recovered more quickly, but never more than 6 years.

At the end of a reference period extended four times over five years:

- if the share outperforms its benchmark, a fee is charged. A new reference period is then established, starting at the end of the reference period that is ending.
- if the share underperforms its benchmark, no fee is charged. A new reference period is established by defining a new reference year which depends on the offsetting of periods of underperformance by any periods of outperformance within these first 5 years. If, in addition to the first year of underperformance, another year of underperformance has occurred within this initial five-year period and has not been offset by the end of this initial period, a new maximum five-year period will begin from the start of this new year of underperformance.

Examples:



	Net performance	Underperformance to be compensated in the following year	Payment of performance fees
Y1	5%	0%	YES
Y2	0%	0%	NO
Y3	-5%	-5%	NO
Y4	3%	-2%	NO
Y5	2%	0%	NO
Y6	5%	0%	YES
Y7	5%	0%	YES
Y8	-10%	-10%	NO
Y9	2%	-8%	NO
Y10	2%	-6%	NO
Y11	2%	-4%	NO
Y12	0%	0% ²⁹	NO
Y13	2%	0%	YES
Y14	-6%	-6%	NO
Y15	2%	-4%	NO
Y16	2%	-2%	NO
Y17	-4%	-6%	NO
Y18	0%	-4% ³⁰	NO
Y19	5%	0%	YES

²⁹ The underperformance of Y12 to be taken forward to the following year (Y13) is 0% (and not -4%) in light of the fact that the residual underperformance coming from Y8 that was not yet compensated (-4%) is no longer relevant as the 5-year period has elapsed (the underperformance of Y8 is compensated until Y12).

³⁰ The underperformance of Y18 to be taken forward to the following year (Y19) is 4% (and not -6%) in light of the fact that the residual underperformance coming from Y14 that was not yet compensated (-2%) is no longer relevant as the 5-year period has elapsed (the underperformance of Y14 is compensated until Y18).

Fees linked to equity research as defined by Article 314-21 of the General Regulation of the AMF are charged to the Sub-fund.

Any retrocession of management fees for the underlying UCIs and investment funds collected by the Sub-fund EdR SICAV – European Improvers will be repaid to the Sub-fund. The rate of management fees applicable to the underlying UCIs and investment funds will be valued by taking into account any retrocessions collected by the Sub-fund.

In the exceptional case that a sub-custodian applies an unanticipated transaction fee not set out in the terms and conditions above, with regard to a specific transaction, a description of the transaction and the transaction fees charged will be specified in the management report of the SICAV.

Shareholders can find out more information in the SICAV's annual report.

Procedure for selecting intermediaries:

In accordance with the AMF General Regulations, the Management Company has established a Best Selection/Best Execution policy for intermediaries and counterparties.

The purpose of this policy is to select, according to various predetermined criteria, the brokers and intermediaries whose execution policy will achieve the best possible results when executing orders. The Edmond de Rothschild Asset Management (France) Policy is available on its website at www.edram.fr.

Calculation and allocation of the proceeds resulting from temporary purchases and sales of securities and any equivalent transaction under foreign law

Repurchase agreements are conducted through Edmond de Rothschild (France) according to the prevailing market conditions at the time of the transaction.

The operating costs and expenses linked to these transactions are borne by the Sub-fund. Income generated by these transactions is paid in full to the Sub-fund.

EdR SICAV – Millesima Select 2028

➤ **Creation date**

The Sub-fund was approved by the Autorité des Marchés Financiers on 22/08/2023.

The Sub-fund was created on 18/09/2023.

➤ **ISIN code**

A EUR shares:	FR001400JGB5
A CHF (H) shares:	FR001400JGC3
A USD (H) shares:	FR001400JGD1
B EUR shares:	FR001400JGE9
B USD (H) shares:	FR001400JGF6
CR EUR shares:	FR001400JGG4
CR USD (H) shares:	FR001400JGH2
CRD EUR shares:	FR001400JGI0
CRD USD (H) shares:	FR001400JGJ8
I EUR shares:	FR001400JGK6
I CHF (H) shares:	FR001400JGL4
I USD (H) shares:	FR001400JGM2
J EUR shares:	FR001400JGN0
J CHF (H) shares:	FR001400JGO8
J USD (H) shares:	FR001400JGP5
PWM EUR shares:	FR001400JGQ3
PWM USD (H) shares:	FR001400JGR1
PWMD EUR shares:	FR001400JGS9
PWMD USD (H) shares:	FR001400JGT7
R EUR shares:	FR001400JGU5
R USD (H) shares:	FR001400JGV3

➤ **Specific tax regime**

None

➤ **Investment management delegated to**

Edmond de Rothschild Asset Management (France) delegates part of the investment management of the UCITS to:

Edmond de Rothschild (Suisse) S.A.

The investment management delegation arrangements concern currency hedging for the hedged shares.

➤ **Exposure to other foreign UCITS, AIFs or investment funds**

Up to 10% of its net assets.

➤ **Management objective**

Millesima Select 2028 aims to achieve net positive performance over an investment period starting from the launch of the Sub-fund until 31 December 2028. This performance will be linked to trends on the international bond markets, and achieved in particular through exposure to highly rated (investment-grade) and speculative securities maturing by no later than December 2028.

The management objective differs depending on the management and administrative fees applicable to the class of shares subscribed to:

- For A and B share classes: the management objective is to achieve an annual net performance of greater than 3.85% over an investment period starting from the launch of the Sub-Fund until 31 December 2028.
- For CR and CRD share classes: the management objective is to achieve an annual net performance of greater than 4.35% over an investment period starting from the launch of the Sub-Fund until 31 December 2028.
- For I and J share classes: the management objective is to achieve an annual net performance of greater than 4.40% over an investment period starting from the launch of the Sub-Fund until 31 December 2028.
- For R share classes: the management objective is to achieve an annual net performance of greater than 3.40% over an investment period starting from the launch of the Sub-Fund until 31 December 2028.
- For PWM and PWMD share classes: the management objective is to achieve an annual net performance of greater than 4.20% over an investment period starting from the launch of the Sub-Fund until 31 December 2028.

This objective is based on the materialisation of market assumptions determined by the management company. In no way does it constitute a promise of the Sub-Fund's yield or performance. It takes into account the estimated default risk, the cost of hedging and management fees.

Please note that the target return of the product may be less than the rate of inflation during the period until the product's strategy matures, in which case its actual return would be negative.

Shareholders are reminded that:

- there is a risk that issuers' actual financial positions may be worse than predicted;
- these unfavourable conditions (for example, increased number of defaults and lower recovery rates) may negatively affect the Sub-Fund's performance. This could result in failure to achieve the management objective.

➤ **Benchmark index**

The Sub-fund has no benchmark index. Its investment strategy is not based on existing indices.

➤ **Investment strategy**

Strategies used:

In order to achieve its management objective, the manager will invest on a discretionary basis, in particular by implementing a carry trade strategy on bond securities maturing no later than 31 March 2028.

These securities will be representative of the expectations of the Management Company's bond team on the Investment Grade and High Yield credit markets (speculative securities for which the risk of issuer default is higher), and issued by developed countries within OECD, the European Economic Area or the European Union (with no restrictions on geographic distribution).

The Sub-fund may also invest up to 100% of its net assets in sovereign bonds issued by developed countries.

The strategy is not limited to bond carry trading, and the Management Company may conduct arbitrage transactions in the interest of unitholders if new market opportunities arise, or if an increase in the risk of a future default is identified for any issuer in the portfolio.

The Manager will select what they deem to be the most attractive issues, based on their convictions, in order to maximise the Sub-fund's risk/return profile.

As the Sub-fund nears maturity, it will be managed on the money market and with reference to the average euro money market rate (capitalised €STR). After approval from the AMF, the Sub-fund will then opt for a new investment strategy, or for dissolution, or it will be merged with another UCITS.

To achieve the management objective, the strategy will primarily combine a sector-based approach and credit analysis.

The Manager will also systematically include environmental, social and governance (ESG) factors in the financial analysis to select the securities in the portfolio.

The ESG investment universe comprises the following securities:

- euro-denominated non-financial corporate bonds which are rated BB or B on average by the three rating agencies Moody's, S&P and Fitch, and which are included in the ICE BofAML BB-B Euro Non-Financial H-Y Constrained Index (HEC5);
- highly rated (investment grade) euro-denominated corporate bonds which are issued and traded in the Eurozone domestic market or the Eurobond market, and which are included in the ICE BofA ML Euro Corporate (ER00).

The Management Company:

- seeks to achieve an average ESG rating for the portfolio that is higher than that of the ESG investment universe;
- has verified that the 2 indices in the investment universe, taken individually and in combination, are relevant to ESG issues and do not introduce any bias that would make it easier to comply with the ESG rating requirements applicable to the portfolio;
- may select securities from outside these indices. However, it will ensure that the selected securities provide a relevant basis for comparison of the Sub-fund's ESG rating.

Environmental, social and governance (ESG) criteria are one of the components subject to management, although their weighting in the final decision is not defined beforehand.

In the portfolio, at least 90% of the debt securities and money market instruments with an Investment Grade credit rating, and 75% of the debt securities and money market instruments with a High Yield credit rating (i.e., speculative securities) have an ESG rating.

In the Sub-fund, at least 90% of the sovereign bonds issued by developed countries have an ESG rating.

This rating is either a proprietary ESG rating, or a rating provided by an external non-financial data provider. These two ratios are expressed in terms of the capitalisation of the net assets of the UCITS.

At the end of this process, the Sub-fund has a higher ESG rating than that of its investment universe.

The securities selection process also includes negative screening, which consists in excluding companies involved in the production of controversial weapons (in compliance with the relevant international conventions), as well as companies that are exposed to activities linked to thermal coal, non-conventional fossil fuels and tobacco, in accordance with the exclusion policy of Edmond de Rothschild Asset Management (France), which is published on its website. This negative screening process helps to mitigate sustainability risk.

The Sub-fund promotes environmental, social and governance (ESG) criteria within the meaning of Article 8 of Regulation (EU) 2019/2088 – also known as the “Disclosure Regulation” or “SFDR” – and is subject to sustainability risks as defined in the risk profile of the prospectus.

The Sub-fund takes sustainability risk and the main negative impacts into account in its investment decisions.

As part of its proprietary ESG analysis method and to the extent that data is available, Edmond de Rothschild Asset Management (France) takes into account the eligibility share and alignment with the taxonomy with regard to the proportion of turnover considered green or the investments aligned with this. We take into account figures published by companies or estimated by service providers. The environmental impact is always taken into account, depending on the specific sector. The carbon footprint of relevant areas, and the company's climate strategy and greenhouse gas reduction targets can also be analysed, as well as the environmental added value of products and services, eco-design, etc.

The “do no significant harm” principle only applies to investments underlying the financial product that take into account the environmental criteria of the European Union in terms of sustainable economic activities. The investments underlying the remaining portion of this financial product do not take into account the environmental criteria of the European Union in terms of sustainable economic activities.

As it is currently unable to guarantee reliable data for assessing the proportion of eligible or aligned investments in relation to the Taxonomy Regulation, the sub-fund is not in a position, at this stage, to fully and accurately calculate

the underlying investments qualified as environmentally sustainable, in the form of a minimum alignment percentage, in accordance with the strict interpretation of Article 3 of the EU Taxonomy Regulation.

Currently, the Sub-fund does not aim to make investments that contribute to the environmental objectives of climate change mitigation and/or adaptation.

Therefore, the percentage of investments aligned with the Taxonomy is currently 0%.

Top-down approach

The top-down approach, based on an analysis of the macroeconomic situation, is used to determine the geographical allocation of the portfolio. For the purposes of the management of the Sub-fund, the approach also incorporates the global and local regulatory universe in which the issuers operate.

It leads to the determination of market scenarios based on the management team's expectations.

This analysis makes it possible to define, in particular:

- the degree of exposure to the various economic sectors within the private issuers component. This will be determined in such a way as to retain a degree of diversification.
- the distribution between the different ratings within the Investment Grade and High Yield categories (speculative securities, for which the risk of issuer default is greater, and which have a Standard & Poor's or equivalent rating below BBB- or an equivalent internal rating from the management company), and between the different ratings within these categories.

The management team will seek to build a diversified portfolio both in terms of issuers and sectors.

The Top-Down analysis provides a comprehensive overview of the Sub-fund. This is complemented by a robust stock-picking process (*bottom-up* approach).

Bottom-up approach

The aim of this approach is to identify those issuers within a particular sector that provide better relative value than others and therefore seem to be the most attractive.

The way issuers are selected is based on a fundamental analysis of each company.

This fundamental analysis focuses on the assessment of specific criteria such as:

- the clarity of the company's strategy
- its financial health (regular cash flow through different economic cycles, ability to honour its debts, ability to withstand stress tests, etc.)
- non-financial criteria

Within the universe of the selected issuers, the choice of exposures will be based on characteristics such as the issuer's rating, the liquidity of the securities or their maturity.

In order to hedge or expose its assets and/or achieve its management objective, without seeking overexposure, the Sub-fund may use financial contracts traded on regulated markets (futures, listed options), organised markets or over-the-counter markets (options, swaps, etc.) up to a limit of 100% of its net assets. In this situation, the manager may obtain exposure to or synthetically hedge indices, industry sectors or geographic regions. In this respect, the Sub-fund may take a position with a view to hedging the portfolio against certain risks (interest rate, credit, currency) or to exposing itself to interest rate and credit risks. With this in mind, the manager may adopt strategies aimed chiefly at anticipating or protecting the Sub-fund against the risk of default by one or more issuers or exposing the portfolio to the credit risks of one or more issuers. These strategies will be implemented by purchasing or selling protection via credit default swap credit derivatives, based on a single benchmark entity or on indices (iTraxx or CDX).

The Sub-fund may use securities with embedded derivatives according to the same method and with the same objectives as those outlined above for derivatives.

Conversion into shares

The Sub-fund may hold shares amounting to up to 5% of its net assets resulting from the conversion of convertible bonds held in the portfolio and/or, in exceptional cases, from the restructuring of securities held in the portfolio.

The Sub-fund's sensitivity to interest rates will be between 0 and 7.

Currencies

The EUR currency risk will be hedged. Nevertheless, a residual currency risk may remain with a maximum threshold of 2% of net assets.

- On assets:

Shares:

The Sub-fund may hold shares amounting to up to 5% of its net assets resulting from the conversion of convertible bonds held in the portfolio and/or, in exceptional cases, from the restructuring of securities held in the portfolio.

Debt securities and money market instruments (up to 100% of the net assets, with a maximum of 100% invested directly in securities):

General characteristics

Interest rate sensitivity	-	[0; +7]
Geographic region of issuers	Developed countries within the OECD, the European Economic Area, and the European Union	up to 100% of net assets
Currency risk level	-	Residual (up to 2% of net assets)

Distribution of private debt/public debt

To achieve the management objective, up to 100% of the portfolio may be invested in private or public debt.

Criteria related to ratings

Taking into account the existence of a maximum maturity for the Sub-fund, the portfolio may invest up to 100% of its assets in "investment grade" securities (i.e. securities with a long-term Standard and Poor's or equivalent rating above BBB-, or an equivalent internal rating from the Management Company) in the form of bonds, debt securities or money market instruments.

Thus, as the Sub-fund approaches the end of its term, and as a result of the portfolio securities reaching maturity, money market instruments will be the preferred choice for reinvestments (either directly or through a UCI).

The portfolio may invest up to 50% of its net assets in high-yield securities (i.e., speculative securities with a long-term Standard & Poor's or equivalent rating lower than BBB-, or an equivalent internal rating from the Management Company).

The Sub-fund may also invest up to 5% of its net assets in distressed securities (i.e., debt instruments that are formally undergoing restructuring or are in default of payment and have a Standard & Poor's rating lower than or equal to CCC-, or a rating deemed equivalent by the Investment Manager) if their rating is downgraded during the holding period.

The selection of securities is not based automatically and exclusively on the rating criterion. It is mainly based on an internal analysis. Prior to each investment decision, the Management Company analyses each security on criteria other than its rating. If an issuer's rating is downgraded, the Management Company will invariably conduct a detailed analysis to decide whether to sell or keep the security, so as to comply with the rating objective.

The Sub-fund may invest wholly in short-term securities with maturities of less than 3 months, specifically during its launch phase and as it approaches maturity.

Legal form of the instruments used

Debt securities of any type, including:

- Fixed-, variable- or adjustable-rate bonds
- Convertible bonds
- EMTNs (Euro Medium Term Notes)
- Inflation-linked bonds
- Negotiable debt securities
- Savings certificates
- BTFs (French fixed-rate discount treasury bills)
- Treasury bills
- Medium-term negotiable securities
- Euro commercial papers (short-term negotiable security issued in euros by a foreign entity)

Shares or units of other French collective investment schemes or other foreign UCITS, AIFs or investment funds:

The Sub-fund may invest up to 10% of its assets in units or shares of French or foreign UCITS or French AIFs which are money market funds or bond funds. These UCIs may be managed by the Management Company or by an affiliated company.

Financial contracts (subject to an overall off-balance sheet limit of 100% of the net assets):

In order to hedge or expose its assets and/or achieve its management objective, without seeking overexposure, the Sub-fund may use financial contracts traded on regulated markets (futures, listed options), organised markets or over-the-counter markets (options, swaps, etc.). In this situation, the manager may obtain exposure to or synthetically hedge indices, industry sectors or geographic regions. In this respect, the Sub-fund may take a position with a view to hedging the portfolio against certain risks (interest rate, credit, currency, equity) or to exposing itself to interest rate and credit risks.

In order to significantly limit the total counterparty risk of instruments traded over-the-counter, the Management Company may receive cash collateral, which will be deposited with the custodian and will not be reinvested.

Types of markets invested in:

- Regulated markets
- Organised markets
- Over-the-counter markets

Risks in which the manager intends to trade:

- Interest rate risk
- Currency risk
- Credit risk
- Equity risk

Types of investment (transactions must only be undertaken in order to achieve the management objective):

- Hedging
- Exposure

Type of instruments used:

- Interest rate options
- Forward rate agreements
- Interest rate futures
- Options on interest-rate futures
- Interest rate swaps (fixed rate/floating rate, all combinations and inflation)

- Currency options
- Currency futures
- Options on currency futures
- Currency swaps
- Currency forwards
- Credit derivatives (Credit Default Swaps)
- Options on CDS
- Equity index options (PUT) (for hedging purposes only)

Additionally, the Sub-fund may use over-the-counter forward foreign exchange contracts in the form of total return swaps (TRS) on interest rates and credit up to a limit of 50% of its net assets for the purpose of hedging or exposure. The expected proportion of assets under management that will be used for such contracts is 25%. The counterparties to the transactions under these contracts are first-rate financial institutions domiciled in developed countries within the OECD, having at least an Investment Grade rating (i.e., a Standard & Poor's rating greater than or equal to BBB-, or an equivalent rating, or a rating deemed equivalent by the Management Company). These counterparties have no say in matters concerning the composition or management of the Sub-fund's portfolio.

The maturity dates of these financial contracts will be consistent with the Sub-fund's investment horizon.

Exposure to these financial instruments, markets, interest rates and/or some of their parameters or components arising as a result of the use of these financial contracts may not exceed 100% of the net assets.

Securities with embedded derivatives (up to 100% of the net assets)

To achieve its management objective, the Sub-fund may also invest in financial instruments containing embedded derivatives. The Sub-fund may invest only up to 100% of its net assets in callable, puttable, and indexed-linked and/or convertible bonds, or warrants.

Cash borrowings

The Sub-fund is not intended to be a cash borrower. However, a liability position may exist from time to time due to transactions impacting the Sub-fund's cash flows (ongoing investments and divestments, subscription/redemption operations, etc.), but in no case will such a position exceed 10% of the net assets.

Temporary purchases and sales of securities

In the interests of efficient portfolio management and without deviating from its investment objectives, the Sub-fund may conduct temporary purchase and sale transactions involving eligible financial securities or money market instruments, but in no case will such transactions exceed 100% of its net assets. More precisely, these transactions will consist of repurchase and reverse repurchase agreement transactions on interest-rate or debt securities of Eurozone countries, and will be carried out for cash-management purposes and/or to optimise the Sub-fund's income.

The expected proportion of assets under management that will be the subject of such transactions will be 10% of the net assets.

The counterparties to these transactions are first-rate financial institutions domiciled in developed countries within the OECD, having at least an "investment grade" rating (i.e., a Standard & Poor's rating greater than or equal to BBB-, or an equivalent rating, or a rating deemed equivalent by the Management Company).

These counterparties have no say in matters concerning the composition or management of the Sub-fund's portfolio.

In order to significantly limit the total counterparty risk of instruments traded over-the-counter, the Management Company may receive cash collateral, which will be deposited with the custodian and will not be reinvested.

Further information on remuneration for temporary sales and purchases of securities is provided in the "Charges and fees" section.

Deposits

The Sub-fund may hold up to 20% of its net assets in deposits with the custodian.

➤ **Investments between Sub-funds**

The Sub-fund may invest up to 10% of its net assets in another Sub-fund of the Edmond de Rothschild SICAV fund. The overall investment in other Sub-funds of the SICAV is limited to 10% of its net assets.

➤ **Risk profile**

Your money will be invested primarily in financial instruments selected by the Management Company. These instruments will be subject to market trends and fluctuations.

The risk factors described below are not exhaustive. It is the responsibility of each investor to analyse the risk associated with such an investment and to form their own opinion independently of the Edmond de Rothschild Group by obtaining as much specialist advice on such matters as is necessary in order to ensure that this investment is appropriate for their financial and legal position, and their investment horizon.

Risk of capital loss:

Since the Sub-fund does not guarantee or protect the capital invested, investors may not recover the full amount of the capital they initially invested, even if they retain the units for the duration of the recommended investment period.

Discretionary management risk:

The discretionary management style is based on anticipating trends in the various markets (equities, bonds, money market, commodities and currencies). However, there is a risk that the Sub-fund may not always invest in the best-performing markets. The Sub-fund's performance may therefore fall short of the management objective, and a drop in its net asset value may lead to negative performance.

Credit risk:

Where debt securities and/or money market instruments such as treasury bills (BTFs and BTANs) or short-term negotiable securities are concerned, the main risk is that of issuer default, due either to the non-payment of interest and/or the non-repayment of capital. Credit risk is also associated with the downgrading of an issuer. Shareholders are reminded that the net asset value of the Sub-fund is likely to fall if a total loss is incurred on a financial instrument further to the default of an issuer. The inclusion of debt securities in the portfolio, whether directly or through UCIs, exposes the Sub-fund to the effects of variations in credit quality.

Credit risk linked to investment in speculative securities:

The Sub-fund may invest in securities issued by companies rated as non-investment grade by a rating agency (i.e., a Standard & Poor's rating below BBB- or an equivalent rating), or those with an equivalent internal rating from the Management Company. These securities are known as speculative securities and present a higher risk of issuer default. This UCITS should therefore be considered as being partly speculative and intended specifically for investors who are aware of the risks inherent in investing in such securities. As a result, investing in high-yield securities (i.e., speculative securities with a higher risk of issuer default) may incur a greater risk of a decrease in the net asset value.

Interest rate risk:

The exposure to interest rate products (debt securities and money market instruments) makes the Sub-fund sensitive to interest rate fluctuations. Interest rate risk might result in a decrease in the value of the security, and thus the net asset value of the Sub-fund, in the event of a change in the yield curve.

Risk associated with financial and counterparty contract commitments:

The use of financial contracts may entail the risk of a sharper, more significant decrease in the net asset value than in the markets in which the sub-fund invests. Counterparty risk results from this Sub-fund's use of financial contracts traded on over-the-counter markets, and/or temporary purchases and sales of securities. Such transactions potentially expose the Sub-fund to the risk of one of its counterparties defaulting and to a possible decrease in its net asset value.

Liquidity risk:

The markets in which the Sub-fund trades may occasionally be affected by a lack of liquidity. These market conditions may affect the prices at which the Sub-fund may have to liquidate, initiate or modify positions.

Risk linked to derivatives:

The Sub-fund may invest in forward financial instruments (derivatives).

The use of financial contracts may entail the risk of a sharper, more significant decrease in the net asset value than in the markets in which the sub-fund invests.

Risks associated with temporary purchases and sales of securities and with total return swaps:

The use of securities financing transactions and total return swaps, as well as the management of their collateral, may involve certain specific risks, such as operational risks or custody risk. These transactions may therefore have a negative effect on the net asset value of the Sub-fund.

Legal risk:

This is the risk that stems from poorly drafted contracts concluded with counterparties for temporary purchases and sales of securities and for total return swaps.

Sustainability risk:

Means an environmental, social or governance event or condition that, if it occurs, could cause an actual or a potential material negative impact on the value of the investment.

ESG risks:

The inclusion of ESG and sustainability criteria in the investment process may exclude securities of certain issuers for reasons unrelated to investment and, as a result, certain market opportunities available to funds which do not use ESG or sustainability criteria may be unavailable to the Sub-fund, and the performance of the Sub-fund may sometimes be better or worse than that of comparable funds which do not use ESG or sustainability criteria. Asset selection may be based in part on a proprietary ESG rating process or on ban lists, which are based in part on third-party data. The lack of common or harmonised definitions and labels that incorporate ESG and sustainability criteria at the EU level may prompt managers to adopt differing approaches when defining ESG objectives and determining that these objectives have been achieved by the funds they manage. This also means that it may be difficult to compare strategies that incorporate ESG and sustainability criteria, as the selection and weighting applied to the investments selected may, to some extent, be subjective or based on indicators that may share the same name but have different underlying meanings. Investors are advised that the subjective value they may or may not attribute to certain types of ESG criteria may differ substantially from the methodology applied by the Investment Manager. The absence of harmonised definitions may also mean that certain investments are not eligible for preferential tax regimes or credits because ESG criteria are assessed differently than initially planned.

➤ **Guarantee or protection**

None.

➤ **Eligible subscribers and typical investor profile**

A EUR, A CHF (H), A USD (H), B EUR and B USD (H) shares: All subscribers.

I EUR, I CHF (H), I USD (H), J EUR, J CHF (H) and J USD (H) shares: Legal entities and institutional investors dealing on their own account or on behalf of third parties.

CR EUR, CR USD (H), CRD EUR and CRD USD (H) shares: All subscribers; these shares may be marketed to retail investors (non-professional or professional) exclusively in the following cases:

- Subscription further to advice provided by an independent financial advisor or regulated financial entity;
- Subscription further to advice provided by a non-independent advisor, with a specific agreement that prohibits the latter from receiving or retaining trailer fees,
- Subscription by a regulated financial entity on behalf of its client as part of a management mandate.

PWM EUR, PWMD EUR, PWM USD (H) and PWMD USD (H) shares: Reserved for Banque Privée EdR as part of the financial services provided to its clients.

R EUR, R USD (H) shares: All subscribers; specifically intended to be marketed by the Distributors selected for this purpose by the Management Company.

In addition to the management fees charged by the Management Company, investors may also be charged management or advisory fees by financial advisors or regulated financial entities. The Management Company is not party to these agreements.

Shares are not registered for marketing in all countries. They are therefore not open to subscription by retail investors in all jurisdictions.

This Sub-fund is intended for investors wishing to optimise their bond investments by way of a portfolio that seeks to achieve performance based on changes in international interest rate markets, in particular through exposure to high-yield securities maturing no later than December 2028. Investors' attention is drawn to the risks inherent in this type of security, as described in the "Risk profile" section.

The shares of this Sub-fund are not and will not be registered in the United States pursuant to the US Securities Act of 1933, as amended ("Securities Act 1933"), or under any other law of the United States. These shares may not be offered, sold or transferred to the United States (including its territories and possessions) or benefit, directly or indirectly, any US Person (as defined by Regulation S of the Securities Act 1933).

The Sub-fund may either subscribe to units or shares of target UCIs that are likely to participate in initial public offerings of US securities ("US IPOs"), or participate directly in US IPOs. The Financial Industry Regulatory Authority (FINRA), in accordance with rules 5130 and 5131 of FINRA (the "Rules"), has decreed prohibitions regarding the eligibility of certain persons to participate in the allocation of US IPOs when the beneficial owner(s) of such accounts are professionals in the financial services sector (including, among others, owners or employees of FINRA-member companies or UCI managers) ("Restricted Persons") or executive officers or directors of US or non-US companies that may be in a business relationship with a FINRA-member company (an "Associated Persons"). The Sub-fund may not be offered or sold for the benefit or on behalf of a "US Person", as defined by "Regulation S", or to investors considered as Restricted Persons or Associated Persons in conformity with the FINRA Rules. Investors should seek advice from their legal advisor if there are any doubts about their status.

The appropriate amount to invest in this Sub-fund depends on your personal situation. To determine that amount, shareholders are encouraged to seek professional advice in order to diversify their investments and determine the proportion of their financial portfolio or assets to be invested in this Sub-fund, specifically in view of the recommended investment period and exposure to the aforementioned risks, and their personal wealth, needs and specific objectives. In all cases, shareholders should diversify their portfolio sufficiently to avoid being exposed solely to the risks of this Sub-fund.

Recommended investment period: until 31 December 2028

➤ **Procedures for determining and allocating income**

Distributable Amounts	"A EUR", "A CHF (H)", "A USD (H)", "CR EUR", "CR USD (H)", "I EUR", "I CHF (H)", "I USD (H)", "PWM EUR", "PWM USD (H)", "R USD (H)" and "R EUR" shares	"B EUR", "B USD (H)", "CRD EUR", "CRD USD (H)", "J CHF (H)", "J EUR", "J USD (H)", "PWMD EUR" and "PWMD USD (H)" shares
Allocation of net profit/loss	Accumulation	Distribution
Allocation of net realised gains or losses	Accumulation	Accumulation (in full or in part) or Distribution (in full or in part) or Carried forward (in full or in part), at the discretion of the Management Company

Where distribution shares are concerned, the Sub-fund management company may decide to distribute one or more interim dividends on the basis of the financial positions certified by the Statutory Auditor.

➤ **Distribution frequency**

Accumulation shares: not applicable

Distribution shares: annual with the possibility of interim dividends. Payment of distributable income is made within a maximum of five months of the financial year-end and, for interim dividends, within one month of the date of the statement certified by the statutory auditor.

➤ **Share characteristics**

The Sub-fund has 21 share classes: "A CHF (H)", "A EUR", "A USD (H)", "B EUR", "B USD (H)", "CR EUR", "CR USD (H)", "CRD EUR", "CRD USD (H)", "I CHF (H)", "I EUR", "I USD (H)", "J CHF (H)", "J EUR", "J USD (H)", "PWM EUR", "PWM USD (H)", "PWMD EUR", "PWMD USD (H)", "R EUR" and "R USD (H)" shares.

The A CHF (H) share is denominated in Swiss francs and expressed in shares or thousandths of a share.

The A EUR share is denominated in Euros and expressed in shares or thousandths of a share.

The A USD (H) share is denominated in US Dollars and expressed in shares or thousandths of a share.

The B EUR share is denominated in Euros and expressed in shares or thousandths of a share.

The B USD (H) share is denominated in US Dollars and expressed in shares or thousandths of a share.

The CR EUR share is denominated in Euros and expressed in shares or thousandths of a share.

The CR USD (H) share is denominated in US Dollars and expressed in shares or thousandths of a share.

The CRD EUR share is denominated in Euros and expressed in shares or thousandths of a share.

The CRD USD (H) share is denominated in US Dollars and expressed in shares or thousandths of a share.

The I CHF (H) share is denominated in Swiss francs and expressed in shares or thousandths of a share.

The I EUR share is denominated in Euros and expressed in shares or thousandths of a share.

The I USD (H) share is denominated in US Dollars and expressed in shares or thousandths of a share.

The J CHF (H) share is denominated in Swiss francs and expressed in shares or thousandths of a share.

The J EUR share is denominated in Euros and expressed in shares or thousandths of a share.

The J USD (H) share is denominated in US Dollars and expressed in shares or thousandths of a share.

The PWM EUR share is denominated in Euros and expressed in shares or thousandths of a share.

The PWM USD (H) share is denominated in US Dollars and expressed in shares or thousandths of a share.

The PWMD EUR share is denominated in Euros and expressed in shares or thousandths of a share.

The PWMD USD (H) share is denominated in US Dollars and expressed in shares or thousandths of a share.

The R EUR share is denominated in Euros and expressed in shares or thousandths of a share.

The R USD (H) share is denominated in US Dollars and expressed in shares or thousandths of a share.

➤ ***Subscription and redemption procedures***

Date and frequency of net asset value calculation:

Daily, with the exception of public holidays and days on which the French markets are closed (according to the official Euronext Paris S.A. calendar).

Initial net asset value:

A CHF (H) shares:	CHF 100
A EUR shares:	€100
A USD (H) shares:	\$100
B EUR shares:	€100
B USD (H) shares:	\$100
CR EUR shares:	€100
CR USD (H) shares:	\$100
CRD EUR shares:	€100
CRD USD (H) shares:	\$100
I CHF (H) shares:	CHF 100
I EUR shares:	€100
I USD (H) shares:	\$100
J EUR shares:	€100
J CHF (H) shares:	CHF 100
J USD (H) shares:	\$100
PWM EUR shares:	€1,000
PWM USD (H) shares:	\$1,000
PWMD EUR shares:	€1,000
PWMD USD (H) shares:	\$1,000
R EUR shares:	€100
R USD (H) shares:	\$100

Minimum initial subscription:

A CHF (H) shares:	1 Share
A EUR shares:	1 Share
A USD (H) shares:	1 Share
B EUR shares:	1 Share
B USD (H) shares:	1 Share
CR EUR shares:	1 Share
CR USD (H) shares:	1 Share
CRD EUR shares:	1 Share
CRD USD (H) shares:	1 Share
I CHF (H) shares:	CHF 1,000,000
I EUR shares:	€1,000,000
I USD (H) shares:	\$1,000,000
J EUR shares:	€1,000,000

J CHF (H) shares:	CHF 1,000,000
J USD (H) shares:	\$1,000,000
PWM EUR shares:	€1,000
PWM USD (H) shares:	\$1,000
PWMD EUR shares:	€1,000
PWMD USD (H) shares:	\$1,000
R EUR shares:	1 Share
R USD (H) shares:	1 Share

Minimum subsequent subscriptions:

A CHF (H) shares:	1 thousandth of a share
A EUR shares:	1 thousandth of a share
A USD (H) shares:	1 thousandth of a share
B EUR shares:	1 thousandth of a share
B USD (H) shares:	1 thousandth of a share
CR EUR shares:	1 thousandth of a share
CR USD (H) shares:	1 thousandth of a share
CRD EUR shares:	1 thousandth of a share
CRD USD (H) shares:	1 thousandth of a share
I CHF (H) shares:	1 thousandth of a share
I EUR shares:	1 thousandth of a share
I USD (H) shares:	1 thousandth of a share
J EUR shares:	1 thousandth of a share
J CHF (H) shares:	1 thousandth of a share
J USD (H) shares:	1 thousandth of a share
PWM EUR shares:	1 thousandth of a share
PWM USD (H) shares:	1 thousandth of a share
PWMD EUR shares:	1 thousandth of a share
PWMD USD (H) shares:	1 thousandth of a share
R EUR shares:	1 thousandth of a share
R USD (H) shares:	1 thousandth of a share

Subscription and redemption procedures:

Orders are executed in accordance with the table below.

Subscription and redemption conditions are expressed in business days.

D is the net asset value calculation day:

Clearing of subscription orders	Clearing of redemption orders	Date of order execution	Publication of the net asset value	Settlement of subscriptions	Settlement of redemptions
D, before 12:30 p.m.	D, before 12:30 p.m.	D	D+1	D+3	D+3*

* In the event of the dissolution of the Sub-fund, redemptions will be settled within a maximum of five business days.

The Management Company has implemented a mechanism for adjusting the net asset value of the Sub-fund during the marketing period. The mechanism is known as "Swing Pricing". This mechanism is described in Section VII of the prospectus: "Asset valuation rules".

Gates:

The management company may use the gate system to stagger redemption requests from Sub-fund shareholders over multiple net asset values if they exceed a given threshold, when exceptional circumstances so require and if the interests of shareholders or the public so dictate.

Description of method:

The management company may decide not to execute all redemption requests for a given net asset value if the predetermined threshold is exceeded for a given net asset value. The management company objectively determines the level of this threshold by taking into account the frequency with which the net asset value of the Sub-fund is calculated, the Sub-fund's management strategy and the liquidity of the assets in the portfolio.

For the Sub-fund, the redemption ceiling may be applied by the management company when the threshold of 5% of net assets is reached. The Sub-fund has several classes of shares, so the trigger threshold will be identical for all classes of shares in the Sub-fund. This 5% threshold applies to centralised redemptions for the assets of the Sub-fund as a whole and not specifically to the different classes of Sub-fund shares.

The redemption gates correspond to the ratio between:

- the difference observed, on a single centralisation date, between the total volume of redemptions and the total volume of subscriptions; and
- the net assets of the Sub-fund.

However, when redemption requests exceed the redemption gate, the Sub-fund may decide to honour redemption requests in excess of the specified limit, and so execute some or all of the orders that might otherwise be blocked.

For example, if the total amount of share redemption requests represents 10% of the net assets of the Sub-fund while the redemption gate is set at 5% of the net assets, the SICAV may decide to honour redemption requests up to 8% of the net assets (and therefore execute 80% of redemption requests instead of 50% if it strictly applied the 5% ceiling).

The maximum period of application of the redemption gate is set at 20 net asset values over 3 months.

Procedures for notifying shareholders:

If the gate mechanism is activated, Sub-fund investors will be notified by any appropriate means via the following website: <https://funds.edram.com>.

Shareholders in the Sub-fund whose redemption orders have not been executed will be notified individually as quickly as possible.

Processing unexecuted orders:

During the period of application of the gate mechanism, redemption orders will be executed in the same ratio for Sub-fund shareholders who have requested a redemption at the same net asset value.

Redemption orders that are deferred as a result of the application of the gate mechanism will not have priority over subsequent redemption requests. Sub-fund shareholders may not revoke unexecuted redemption orders that have been automatically deferred.

Exemption from redemption gates:

Subscription and redemption transactions for the same number of shares on the basis of the same net asset value and for the same shareholder or beneficial owner (known as round-trip transactions) are not subject to the gate mechanism. This exclusion also applies to transfers from one share class to another share class at the same net asset value for the same amount and for the same shareholder or beneficial owner.

Share subscriptions and redemptions are executed in amounts or in shares or in thousandths of a share.

A switch from one share class to another share class within this Sub-fund or another Sub-fund of the SICAV is treated as a redemption transaction followed by a new subscription. Consequently, the tax regime applicable to each subscriber depends on the tax provisions applicable to the subscriber's individual circumstances and/or the investment jurisdiction of the SICAV. In case of uncertainty, subscribers should contact their adviser to obtain information about the tax regime applicable to them.

Unitholders are advised that orders sent to institutions responsible for receiving subscription and redemption orders should take into account the fact that the cut-off time for centralising orders applies to the transfer agent, Edmond de Rothschild (France). Consequently, the other named institutions may set their own cut-off times earlier than that mentioned above so as to meet their own order transfer deadlines with Edmond de Rothschild (France).

Option to limit or discontinue the subscriptions:

The marketing period is open for a period of 12 months from the date the Sub-fund was launched. However, the marketing period may be closed early if the Sub-fund's assets exceed €150 million. At the end of this period, the Sub-fund will be closed to all subscriptions (except in the case of a concurrent subscription and redemption by the same investor for the same amount executed on the same net asset value date).

Place and method of publication of net asset value:

The Sub-fund's net asset value can be obtained from the management company:

EDMOND DE ROTHSCHILD ASSET MANAGEMENT (France)

47, rue du Faubourg Saint-Honoré – 75401 Paris Cedex 08, France

➤ **Charges and fees**Subscription and redemption fees:

Subscription and redemption fees increase the subscription price paid by the investor or reduce the redemption price. The fees payable to the Sub-fund serve to offset the charges incurred by the Sub-fund when investing and divesting investors' monies. Fees not payable to the Sub-fund are paid to the management company, promoter, etc.

Fees payable by the investor on subscriptions and redemptions	Basis	Rate and scale
Subscription fee not payable to the Sub-fund EdR SICAV – Millesima Select 2028	Net Asset Value x Number of shares	A CHF (H) shares: maximum 4%
		A EUR shares: maximum 4%
		A USD (H) shares: maximum 4%
		B EUR shares: maximum 4%
		B USD (H) shares: maximum 4%
		CR EUR shares: maximum 4%
		CR USD (H) shares: maximum 4%
		CRD EUR shares: maximum 4%
		CRD USD (H) shares: maximum 4%
		I CHF (H) shares: None
		I EUR shares: None
		I USD (H) shares: None
		J EUR shares: None
		J CHF (H) shares: None
		J USD (H) shares: None
Subscription fee payable to the Sub-fund EdR SICAV – Millesima Select 2028	Net Asset Value x Number of shares	All classes of shares: None
Redemption fee not payable to the Sub-fund EdR SICAV – Millesima Select 2028	Net Asset Value x Number of shares	All classes of shares: None
Redemption fee payable to the Sub-fund EdR SICAV – Millesima Select 2028	Net Asset Value x Number of shares	All classes of shares: None

Operating and management charges:

These charges cover all costs charged directly to the sub-fund, with the exception of transaction charges.

Transaction charges include intermediary charges (brokerage fees, local taxes, etc.) as well as any transaction fees, if applicable, that may be charged by the Custodian and the Management Company, in particular.

The following fees may be charged on top of operating and management fees:

- Transaction fees charged to the Sub-fund.
- Fees linked to temporary purchases and sales of securities, if applicable.

The Management Company is required to pay a share of the UCI's financial management fees as remuneration to intermediaries such as investment companies, insurance companies, management companies, marketing intermediaries, distributors or distribution platforms who have signed an agreement on distributing or investing in shares of the UCI, or forming relationships with other investors. This remuneration is variable and depends on the nature of the business relationship with the intermediary, and whether the beneficiary can demonstrate an improvement in the quality of the service provided to the customer. This remuneration may be either flat-rate amount or calculated on the basis of the net assets subscribed as a result of the actions of the intermediary. The intermediary may or may not be a member of the Edmond de Rothschild Group. Each intermediary will provide the customer with all relevant information on costs, fees and remuneration, in accordance with the regulations applicable to the intermediary.

For more details regarding ongoing charges invoiced to the investor, please refer to the Key Information Document (KID).

Fees charged to the SICAV	Basis	Rate and scale
Financial management fees	Net assets of the sub-fund	A CHF (H) shares: Maximum 0.85% incl. taxes*
		A EUR shares: Maximum 0.85% incl. taxes*
		A USD (H) shares: Maximum 0.85% incl. taxes*
		B EUR shares: Maximum 0.85% incl. taxes*
		B USD (H) shares: Maximum 0.85%
		CR EUR shares: Maximum 0.35% incl. taxes*
		CR USD (H) shares: Maximum 0.35% incl. taxes*
		CRD EUR shares: Maximum 0.35% incl. taxes*
		CRD USD (H) shares: Maximum 0.35% incl. taxes*
		I CHF (H) shares: Maximum 0.30% incl. taxes*
		I EUR shares: Maximum 0.30% incl. taxes*
		I USD (H) shares: Maximum 0.30% incl. taxes*
		J EUR shares: Maximum 0.30% incl. taxes*
		J CHF (H) shares: Maximum 0.30% incl. taxes*
		J USD (H) shares: Maximum 0.30% incl. taxes*
		PWM EUR shares: Maximum 0.50% incl. taxes*
PWM USD (H) shares: Maximum 0.50% incl. taxes*		

		PWMD EUR shares: Maximum 0.50% incl. taxes*
		PWMD USD (H) shares: Maximum 0.50% incl. taxes*
		R EUR shares: Maximum 1.30% incl. taxes*
		R USD (H) shares: Maximum 1.30% incl. taxes*
Administrative costs external to the management company**, particularly custodian, appraiser and statutory auditor fees, etc.	Net assets of the sub-fund	A CHF (H) shares: Maximum 0.10% incl. taxes*
		A EUR shares: Maximum 0.10% incl. taxes*
		A USD (H) shares: Maximum 0.10% incl. taxes*
		B EUR shares: Maximum 0.10% incl. taxes*
		B USD (H) shares: Maximum 0.10%
		CR EUR shares: Maximum 0.10% incl. taxes*
		CR USD (H) shares: Maximum 0.10% incl. taxes*
		CRD EUR shares: Maximum 0.10% incl. taxes*
		CRD USD (H) shares: Maximum 0.10% incl. taxes*
		I CHF (H) shares: Maximum 0.10% incl. taxes*
		I EUR shares: Maximum 0.10% incl. taxes*
		I USD (H) shares: Maximum 0.10% incl. taxes*
		J EUR shares: Maximum 0.10% incl. taxes*
		J CHF (H) shares: Maximum 0.10% incl. taxes*
		J USD (H) shares: Maximum 0.10% incl. taxes*
		PWM EUR shares: Maximum 0.10% incl. taxes*
		PWM USD (H) shares: Maximum 0.10% incl. taxes*
		PWMD EUR shares: Maximum 0.10% incl. taxes*
		PWMD USD (H) shares: Maximum 0.10% incl. taxes*
		R EUR shares: Maximum 0.10% incl. taxes*
R USD (H) shares: Maximum 0.10% incl. taxes*		
Transaction fees	Deducted from each transaction	None
Performance fee	Net assets of the sub-fund	None

*Including all taxes.

For this activity, the Management Company has not opted for VAT

** In the event of an increase in administrative fees external to the management company amounting to 0.15% (incl. taxes) or less per annum, the management company will inform shareholders of the Sub-fund by any means. In the event of an increase of more than 0.15% (incl. taxes) per annum, shareholders will be informed individually and offered the chance to redeem their shares free of charge.

Research costs as defined in Article 314-21 of the AMF General Regulations may be invoiced to the Sub-fund up to a limit of 0.01% of its net assets until subscriptions are closed, and 0.001% of its net assets thereafter.

Any retrocession of management fees for the underlying UCIs and investment funds collected by the Sub-fund EdR SICAV – Millesima Select 2028 will be repaid to the Sub-fund. The management fee rate applicable to the underlying UCIs and investment funds will be valued by taking into account any retrocessions collected by the Sub-fund.

In the exceptional case that a sub-custodian applies an unanticipated transaction fee not set out in the terms and conditions above, with regard to a specific transaction, a description of the transaction and the transaction fees charged will be specified in the management report of the SICAV.

Shareholders can refer to the SICAV's annual report for further details.

Procedure for selecting intermediaries:

In accordance with the AMF General Regulations, the Management Company has established a Best Selection/Best Execution policy for intermediaries and counterparties.

The purpose of this policy is to select, according to various predetermined criteria, the brokers and intermediaries whose execution policy will achieve the best possible results when executing orders. The Edmond de Rothschild Asset Management (France) Policy is available on its website at www.edram.fr.

Calculation and allocation of proceeds from temporary purchases and sales of securities and equivalent transactions under foreign law

Repurchase agreement transactions are conducted through Edmond de Rothschild (France) according to the prevailing market conditions at the time of the transaction.

The operating costs and expenses linked to these transactions are borne by the Sub-fund. Income generated by these transactions is paid in full to the Sub-fund.

Calculation and allocation of proceeds from total return swaps (TRS) and equivalent transactions under foreign law:

The operating costs and expenses linked to these transactions are borne by the Sub-fund. Income generated by these transactions is paid in full to the Sub-fund.

EdR SICAV – Global Allocation

➤ **Creation date**

The Sub-fund was approved by the Autorité des Marchés Financiers 31 October, 2023.

The Sub-fund was created on 24 January 2024 through the merger by absorption of the following fund:

- Edmond de Rothschild Monde Flexible, established on 1 September, 1998.

➤ **ISIN code**

A EUR share:	FR0007023692
A CHF shares:	FR001400MA73
A USD shares:	FR001400MA81
B EUR shares:	FR001400MA99
CR EUR shares:	FR0013307667
CRD EUR shares:	FR001400MAA4
D EUR shares:	FR001400MAB2
I EUR shares:	FR0010831545
I CHF shares:	FR001400MAC0
I USD shares:	FR001400MAD8
J EUR shares:	FR001400MAE6
K EUR shares:	FR0010849760
N EUR shares:	FR001400MAF3
O EUR shares:	FR001400MAG1

➤ **Specific tax system:**

None.

➤ **Exposure to other foreign UCITS, AIFs or investment funds:**

Up to 10% of its net assets.

➤ **Management objective**

The Sub-Fund aims to outperform its benchmark net of fees over a recommended investment period of more than three (3) years via the discretionary and opportunistic management of a diversified portfolio across multiple asset classes (including equities, interest rates and currencies), with no restriction as to sector or geographic region.

The Sub-fund is actively managed, which means that the manager makes investment decisions with the aim of achieving the sub-fund's objective and investment policy. This active management includes taking decisions related to asset selection, regional allocation, sectoral views and overall market exposure.

➤ **Benchmark index**

The benchmark to which the Sub-Fund's performance may be compared is made up of the following indices:

- 40% MSCI World Net Total Return (MSCI global index of international equities) It is expressed in the currency of the share concerned.
- 40% ICE BoFA 3-5 Year Euro Broad Market index (BBG: EMU2 Index) It is expressed in the currency of the share concerned.
- 20% ICE BoFA 1-10 Year Euro Inflation-Linked Government Index (BBG: E5GI Index). It is expressed in the currency of the share concerned.

The MSCI World Net Total Return (EUR) is an index representing the world's large caps in developed countries. It is calculated in euros and net dividends reinvested by MSCI Limited (Bloomberg code: MSDEWIN)

The ICE BoFA 3-5 Year Euro Broad Market Index represents the performance, with coupons reinvested, of eurozone bonds with maturities of between 3 and 5 years. This index is administered by ICE Benchmark Administration Limited and is available at: www.theice.com. (Bloomberg code: EMU2)

The ICE BoFA 1-10 Year Euro Inflation-Linked Government Index (BBG: E5GI index) represents the performance, with coupons reinvested, of euro-denominated inflation-linked government bonds with maturities of between 1 and 10 years. This index is administered by ICE Benchmark Administration Limited and is available at: www.theice.com. (Bloomberg code: E5GI)

As the management of the Sub-fund is not index-linked, its performance may differ from that of its benchmark index, which serves only as a basis for comparison.

The indices used are annualised. Coupons and dividends are included in calculating the performance of this index.

The administrator of the MSCI World Net Total Return benchmark index, MSCI Limited (website: <http://www.msci.com>), is not included in the register of administrators and benchmark indices maintained by ESMA and benefits from the transitional regime provided for in Article 51 of the Benchmark Regulation.

The administrator ICE Benchmark Administration Limited (website: <https://www.theice.com/iba>) of the benchmark ICE BoFA 3-5 Year Euro Broad Market index and ICE BoFA 1-10 Year Euro Inflation-Linked Government Index is not listed in the register of administrators and benchmark indices maintained by ESMA and benefits from the transitional regime provided for in Article 51 of the Benchmark Regulation.

In accordance with Regulation (EU) 2016/1011 of the European Parliament and of the Council of 8 June 2016, the Management Company has a procedure in place for monitoring the benchmark indices used, which describes what action is to be taken in the event of material changes in an index, or if an index ceases to be provided.

➤ **Investment strategy**

Strategies used

The management company uses a dynamic, discretionary and opportunistic management style.

The management team determines the asset allocation on the basis of:

- the macro-economic context: anticipated economic growth, monetary policy in different regions and exchange rate forecasts,
- profit growth for companies (of all sizes), the valuation levels of different markets and changes in liquidity.

These factors make it possible to define the expected performance of each of the major asset classes, equities and bonds/interest rates.

Within the two equity and bond asset classes, the Management Company develops the analysis as follows:

- Share-based units:

The securities selection process will give priority to equities whose price growth projections exceed the market average. The geographic allocation will be made between various international stock exchanges, and up to 40% of the net assets may be invested in emerging markets. In addition, specific themes arising from economic and company analyses will be pursued, which may result in over- or under-exposure to certain sectors and distribution in terms of company size. In terms of thematic choices, small-capitalisation companies may not represent more than 35% of the UCITS' net assets.

The Sub-Fund aims to expose between -20% and 80% of its net assets to equity markets, directly and/or via UCIs or investment funds and/or through the use of financial contracts.

- Bond-based units:

The manager determines the allocation between the main bond markets by analysing the rate curve, the issuer quality and equity sensitivity. Exposure to emerging debt markets may represent up to 35% of the net assets. Exposure to high-yield bonds (i.e. for which the risk of issuer default is highest) may represent no more than 60% of net assets.

Exposure to interest rate and currency risk directly and/or via UCIs or investment funds and/or through the use of financial contracts, will move within a sensitivity range of between -10 and 10.

The market capitalisation of portfolio companies will be greater than €500 million.

Up to 100% of the Sub-Fund's net assets may be exposed to currency risk.

The Sub-fund promotes environmental, social and governance (ESG) criteria within the meaning of Article 8 of Regulation (EU) 2019/2088 – also known as the “Disclosure Regulation” or “SFDR” – and is subject to sustainability risks as defined in the risk profile of the prospectus.

The Sub-fund takes sustainability risk and the main negative impacts into account in its investment decisions.

As part of its proprietary ESG analysis method and to the extent that data is available, Edmond de Rothschild Asset Management (France) takes into account the eligibility share and alignment with the taxonomy with regard to the proportion of turnover considered green or the investments aligned with this. We take into account figures published by companies or estimated by service providers. The environmental impact is always taken into account, depending on the specific sector. The carbon footprint of relevant areas, and the company's climate strategy and greenhouse gas reduction targets can also be analysed, as well as the environmental added value of products and services, eco-design, etc.

The “do no significant harm” principle applies only to those investments underlying the financial product that take into account the EU criteria for environmentally sustainable economic activities. The investments underlying the remaining portion of this financial product do not take into account the environmental criteria of the European Union in terms of sustainable economic activities.

As it is currently unable to guarantee reliable data for assessing the proportion of eligible or aligned investments in relation to the Taxonomy Regulation, the sub-fund is not in a position, at this stage, to fully and accurately calculate the underlying investments qualified as environmentally sustainable, in the form of a minimum alignment percentage, in accordance with the strict interpretation of Article 3 of the EU Taxonomy Regulation.

Currently, the Sub-fund does not aim to make investments that contribute to the environmental objectives of climate change mitigation and/or adaptation.

Therefore, the percentage of investments aligned with the Taxonomy is currently 0%.

The ESG investment universe comprises all investment grade and high-yield public and private debt securities issued globally and in emerging countries (speculative securities with a Standard & Poor's (or equivalent) rating lower than BBB, or an equivalent internal rating assigned by the Management Company), as well as money market debt securities and debt securities of companies with a market capitalisation greater than €150 million that are listed on equity markets in Europe, the United States and emerging countries. The Management Company may select securities from outside this ESG investment universe. However, it will ensure that the chosen ESG investment universe is a relevant basis for comparison for the Sub-fund's ESG rating.

Environmental, social and governance (ESG) criteria are one of the components subject to management, although their weighting in the final decision is not defined beforehand.

At least 90% of debt securities and money market instruments with an investment grade credit rating and 75% of debt securities and money market instruments with a high-yield credit rating or those issued by “emerging” countries, at least 90% of shares issued by large capitalisation companies in “developed” countries and at least 75% of shares issued by large capitalisation companies in “emerging” countries or small- and mid-cap companies, will have an ESG rating within the portfolio. This rating is either a proprietary ESG rating, or a rating provided by an external non-financial data provider. These ratios are expressed as a percentage of the collective investment's net assets.

At the end of this process, the Sub-fund has a higher ESG rating than that of its ESG investment universe. Furthermore, the securities selection process also includes negative screening, which involves excluding companies that contribute to the production of controversial weapons, in compliance with international agreements

in this field, as well as companies exposed to activities related to thermal coal, unconventional fossil fuels and tobacco, in accordance with the Edmond de Rothschild Asset Management (France) exclusion policy available on its website. This negative screening helps mitigate sustainability risk.

Assets used

Equities:

The Sub-Fund may invest directly in equities issued by companies of all capitalisations, in all geographic and economic sectors.

Debt securities and money market instruments:

In order to achieve the investment objective and for cash management purposes, the Sub-Fund's assets may comprise debt securities and money market instruments. These instruments will be issued without restriction in terms of allocation between public and private debt, by sovereign states and assimilated institutions.

These instruments will have a long-term rating that is higher than or equal to BBB-, or a short term rating that is lower than or equal to A3, as assigned by Standard & Poor's, or any other equivalent rating assigned another independent rating agency, or an equivalent internal rating assigned by the Management Company.

However, these instruments, which may account for up to 60% of the Sub-Fund's net assets, may have a lower rating and belong to the High Yield category (speculative securities for which the risk of issuer default is greater, and which have a Standard & Poor's or equivalent rating below BBB-, or an equivalent internal rating assigned by the Management Company).

The Sub-Fund may also invest up to 30% of its net assets in convertible bonds.

The Sub-Fund may also invest up to 30% of its net assets in contingent convertible bonds (CoCos).

The selection of securities is not based automatically and exclusively on the rating criterion. It is mainly based on an internal analysis. Prior to each investment decision, the management company analyses each security against criteria other than its rating. In the event that an issuer in the High Yield category has its rating downgraded, the management company must conduct a detailed analysis in order to decide whether to sell or retain the security, so as to maintain the rating objective.

The Sub-fund may purchase units in EMTNs (Euro Medium Term Notes) or indexed bonds.

Shares or units of other foreign UCITS, AIFs or investment funds:

The Sub-fund may hold up to 10% of its assets in units or shares of French or foreign UCITS or French AIFs, regardless of their classification, in order to diversify exposure to other asset classes, including exchange-traded funds (ETFs), with a view to increasing exposure to equity markets or to diversify exposure to other asset classes (such as commodities or property).

Within this 10% limit, the Sub-fund may also invest in shares or units of foreign AIFs and/or foreign investment funds that meet the regulatory eligibility criteria.

These UCIs and investment funds may be managed by the management company or by an affiliated company.

The units or shares of the selected UCIs that are not managed by the management company will not be the subject of a non-financial analysis.

Currencies:

The Sub-fund may invest up to 100% of its net assets in currencies other than the euro.

Derivatives:

The Sub-Fund may invest in financial contracts traded on French and foreign regulated or over-the-counter markets. Each financial contract meets a specific hedging, arbitrage or exposure strategy seeking to:

- provide general hedging of the portfolio or of certain asset classes held against equity, interest rate or currency risks;
- synthetically reconstitute specific assets; or
- increase exposure to market risk with a view to achieving the management goal.

Specifically, the manager will trade in:

- forward currency contracts, currency swaps, currency futures, options on currency or options on currency futures in order to hedge exposure to currency risk or for the purpose of exposure or arbitrage.

- futures contracts on equity indices, options on indices, options on equity index futures or equity swaps traded on organised markets, regulated markets or over-the-counter markets to increase or reduce exposure to equity markets;
- interest rate futures contracts, options on interest rate futures, interest rate swaps and options on interest rate swaps traded on organised markets, regulated markets or over-the-counter markets to increase or reduce exposure to interest rate risk.
- Credit Default Swaps on a single benchmark entity or on indices (iTraxx or CDX), and options on index-based CDS to increase or decrease exposure to credit risk.
- inflation swaps or options on inflation swaps to hedge exposure to inflation risk or for the purpose of exposure or arbitrage.

The Sub-Fund may also invest up to 10% of its net assets in listed volatility derivatives.

In addition, the Sub-fund may invest up to 50% of its net assets in over-the-counter forward foreign exchange contracts in the form of total return swaps (TRS) on shares, bonds, bond indices and/or bond baskets for the purpose of hedging or exposure. The counterparties to these transactions are first-rate, OECD-domiciled financial institutions that have at least an Investment Grade rating (Standard & Poor's or equivalent rating that is higher than or equal to BBB-, or a rating deemed equivalent by the Management Company). These counterparties have no say in matters concerning the composition or management of the Sub-fund's portfolio.

The use of financial contracts is not intended to expose the Sub-Fund to interest rate risks beyond the sensitivity range, set between -10 and 10, or to equity risks exceeding 80% of the net assets.

In order to significantly limit the total counterparty risk of instruments traded over-the-counter, the Management Company may receive cash collateral, which will be deposited with the custodian and will not be reinvested.

The maximum commitment under such transactions shall meet the limits set for absolute VaR using the Value-at-Risk calculation method, capped by regulations at 20% of the assets, with a threshold of 99% over 20 business days.

The Sub-fund may invest in any type of financial contract traded on international regulated, organised or over-the-counter markets.

Embedded derivatives:

To achieve its management objective, the Sub-fund may also invest in financial instruments containing embedded derivatives.

The Sub-fund may invest:

- up to 100% of its net assets in callable or puttable bonds;
- up to 100% of its net assets in warrants;
- up to 100% of its net assets in subscription warrants;
- convertible bonds;
- contingent convertible bonds (CoCos);
- up to 100% of its net assets in index-linked bonds;
- up to 100% of its net assets in certificates.

The use of embedded derivatives is not intended to increase the Sub-Fund's overall exposure to interest rate risks beyond the sensitivity range, set between -10 and 10, or to equity risks exceeding 80%.

Deposits:

None

Cash borrowings:

For cash management purposes, the Sub-fund may occasionally borrow cash up to 10% of the value of its net assets.

Temporary purchases and sales of securities:

In order to achieve efficient portfolio management, and without deviating from its investment objectives, the Sub-fund may use up to 10% of its net assets to make temporary purchases of securities involving eligible financial securities or money market instruments. More precisely, these transactions will consist of repurchase agreements on interest-rate or debt securities of eurozone countries and will be carried out for the purposes of cash management and/or the optimisation of the Sub-fund's income.

The expected proportion of assets under management that will be the subject of such a transaction will be 10% of the net assets.

The counterparties to the transactions of these contracts are first-rate financial institutions domiciled in OECD countries that have a minimum rating of "investment grade" (rating greater than or equal to BBB- by Standard & Poor's or equivalent, or a rating deemed equivalent by the Management Company).

These counterparties have no say in matters concerning the composition or management of the Sub-fund's portfolio.

In order to significantly limit the total counterparty risk of instruments traded over-the-counter, the Management Company may receive cash collateral, which will be deposited with the custodian and will not be reinvested.

Further information on remuneration for temporary sales and purchases of securities is provided in the "Charges and fees" section.

➤ **Investments between Sub-funds**

The Sub-fund may invest up to 10% of its net assets in a sub-fund of the Edmond de Rothschild Fund SICAV.

The overall investment in other Sub-funds of the SICAV is limited to 10% of its net assets.

➤ **Risk profile:**

Your money will be invested primarily in financial instruments selected by the Management Company. These instruments will be subject to market trends and fluctuations.

The risk factors described below are not exhaustive. It is the responsibility of each investor to analyse the risk associated with such an investment and to form their own opinion independent of the Edmond de Rothschild Group by obtaining as much specialist advice on such matters as is necessary in order to ensure that this investment is appropriate for their financial and legal situation and investment horizon.

Risk of capital loss:

The Sub-fund does not guarantee or protect the capital invested, so investors may not recover the full amount of the capital they initially invested, even if they retain the shares for the duration of the recommended investment period.

Discretionary management risk:

The discretionary management style is based on anticipating trends in the various markets (equities, bonds, money market, commodities and currencies). However, there is a risk that the Sub-fund may not always invest in the best-performing markets. The Sub-fund's performance may therefore fall short of the management objective, and a drop in its net asset value may lead to negative performance.

Credit risk:

Where debt securities and/or money market instruments such as treasury bills (BTFs and BTANs) or short-term negotiable securities are concerned, the main risk is that of issuer default, due either to the non-payment of interest and/or the non-repayment of capital. Credit risk is also associated with the downgrading of an issuer. Shareholders are reminded that the net asset value of the Sub-fund is likely to fall if a total loss is recorded on a financial instrument following default by an issuer. The inclusion of debt securities in the portfolio, whether directly or through UCIs, exposes the Sub-fund to the effects of variations in credit quality.

Credit risk linked to investment in speculative securities:

The Sub-fund may invest in securities issued by companies rated as non-investment grade by a rating agency (i.e., a Standard & Poor's rating below BBB- or an equivalent rating), or those with an equivalent internal rating from the Management Company. These securities are known as speculative securities and present a higher risk of issuer default. This sub-fund should therefore be considered partly speculative and as being aimed specifically at investors who are aware of the risks inherent in investing in such securities. As a result, investing in high-yield securities (i.e., speculative securities with a higher risk of issuer default) may incur a greater risk of a decrease in the net asset value.

Interest rate risk:

The exposure to interest rate products (debt securities and money market instruments) makes the Sub-fund sensitive to interest rate fluctuations. Interest rate risk might result in a decrease in the value of the security, and thus the net asset value of the Sub-fund, in the event of a change in the yield curve.

Risk linked to investing in emerging markets:

The sub-fund may be exposed to emerging markets. In addition to the individual risks of each issuing company, there are also external risks, particularly in these markets. Furthermore, investors are reminded that the operating and oversight conditions in these markets may deviate from the standards prevailing on major international exchanges. Consequently, the holding of such securities may increase the portfolio's risk profile. A fall in the market may thus be more pronounced and rapid than in developed countries, the net asset value may fall further and more rapidly and, finally, the companies held in the portfolio may have governments as shareholders.

Currency risk:

The capital may be exposed to currency risk when its constituent securities or investments are denominated in a different currency from that of the sub-fund. Currency risk is the risk of a fall in the exchange rate of the base currency of financial instruments in the portfolio against the Sub-fund's base currency, the euro, which may lead to a fall in the net asset value.

Equity risk:

The value of a share may vary as a result of factors related to the issuing entity but also as a result of external, political or economic factors. Fluctuations in the equity and convertible bond markets, whose performance is in part correlated with that of the underlying equities, may lead to substantial variations in the net assets, which could have a negative impact on the performance of the sub-fund's net asset value.

Risks associated with small and mid-caps:

Securities of small and mid-cap companies may be significantly less liquid and more volatile than those of large cap companies. As a result, the Sub-fund's net asset value may fluctuate significantly and more rapidly.

Risk associated with financial and counterparty contract commitments:

The use of financial contracts may entail the risk of a sharper, more significant decrease in the net asset value than in the markets in which the sub-fund invests. Counterparty risk results from this Sub-fund's use of financial contracts traded on over-the-counter markets, and/or temporary purchases and sales of securities. Such transactions potentially expose the Sub-fund to the risk of one of its counterparties defaulting and to a possible decrease in its net asset value.

Risks associated with contingent convertible bonds (CoCos):

CoCos are subordinated debt securities issued by credit institutions or insurance or reinsurance companies that are eligible for inclusion in their capital requirement and that have the specific feature of potentially being converted into shares or having their par value reduced (write-down mechanism) in response to a trigger, as previously defined in the prospectus. A CoCo includes an option to convert into shares at the initiative of the issuer in the event that their financial situation deteriorates. In addition to the inherent interest rate and credit risk involved with bonds, activating the conversion option may cause the value of the CoCo to decrease by an amount greater than that recorded on other traditional bonds of the issuer. Under the conditions set out by the CoCo concerned, certain trigger events may lead to the main investment and/or accrued interest permanently depreciating to zero, or to the conversion of the bond into a share.

Risk linked to the conversion threshold of CoCos:

The conversion threshold of a CoCo depends on the solvency ratio of its issuer. It is the event that determines the conversion of the bond into an ordinary share. The lower the solvency ratio, the greater the likelihood of conversion.

Risk of loss or suspension of coupon:

Depending on the characteristics of the CoCos, the payment of coupons is discretionary and may be cancelled or suspended by the issuer at any time and for an indefinite period.

Risk of intervention by a regulatory authority at the point of "non-viability":

A regulatory authority determines at any time and in a discretionary manner whether an institution is "not viable", i.e. the issuing bank requires the support of the public authorities to prevent the issuer from becoming insolvent, bankrupt, unable to pay the majority of its debts as they become payable or otherwise continue its activities, and requires or requests the conversion of Conditional Convertible Bonds into shares in circumstances independent of the willingness of the issuer.

Capital structure inversion risk:

Contrary to the conventional capital hierarchy, investors in CoCos may incur a loss of capital that does not affect holders of shares. In certain scenarios, holders of CoCos will incur losses before holders of shares.

Call extension risk:

Most CoCos are issued in the form of instruments of a perpetual maturity, which are only repayable at predefined levels that have the approval of the competent authority. It cannot be assumed that perpetual CoCos will be called on the call date. CoCos are a type of permanent capital. It is possible that the investor may not receive the return on the principal on the expected repayment date or any given date.

Liquidity risk:

The markets in which the Sub-fund trades may occasionally be affected by a lack of liquidity. These market conditions may affect the prices at which the Sub-fund may have to liquidate, initiate or modify positions.

Risk linked to derivatives:

The Sub-fund may invest in forward financial instruments (derivatives).

The use of financial contracts may entail the risk of a sharper, more significant decrease in the net asset value than in the markets in which the sub-fund invests.

Risks associated with temporary purchases and sales of securities and with total return swaps (TRS):

The use of securities financing transactions and total return swaps, as well as the management of their collateral, may involve certain specific risks, such as operational risks or custody risk. These transactions may therefore have a negative effect on the net asset value of the Sub-fund.

Legal risk:

This is the risk that inadequately drafted contracts are concluded with counterparties for temporary purchases and sales of securities and for total return swaps.

Sustainability risk:

Means an environmental, social or governance event or condition that, if it occurs, could cause an actual or a potential material negative impact on the value of the investment.

The Sub-Fund's investments are exposed to sustainability risk, which could have a significant negative impact on the value of the Sub-Fund. Consequently, the Manager identifies and analyses sustainability risks as part of their investment policy and investment decisions.

Risks associated with ESG criteria:

The inclusion of ESG and sustainability criteria into the investment process may exclude securities from certain issuers on non-investment grounds and, consequently, certain market opportunities that are available to funds that do not use ESG or sustainability criteria may not be available to the Fund, and the Fund's performance may at times be better or worse than that of comparable funds that do not use ESG or sustainability criteria. Asset selection may be based in part on a proprietary ESG rating process or on ban lists, which are based in part on third-party data. The lack of common or harmonised definitions and labels that incorporate ESG and sustainability criteria at the EU level may prompt managers to adopt differing approaches when defining ESG objectives and determining that these objectives have been achieved by the funds they manage. This also means that it may be difficult to compare strategies that incorporate ESG and sustainability criteria, as the selection and weighting applied to the investments selected may, to some extent, be subjective or based on indicators that may share the same name but have different underlying meanings. Investors are advised that the subjective value they may or may not attribute to certain types of ESG criteria may differ substantially from the methodology applied by the Investment Manager. The absence of harmonised definitions may also mean that certain investments are not eligible for preferential tax regimes or credits because ESG criteria are assessed differently than initially planned.

➤ **Guarantee or capital protection:**

None

➤ **Target subscribers and typical investor profile:**

A EUR, A CHF, A USD, and B EUR shares: All investors.

CR EUR, CRD EUR, and D EUR shares: All subscribers; these shares may be marketed to retail investors (non-professional or professional) exclusively in the following cases:

- Subscription further to advice provided by an independent financial advisor or regulated financial entity;
- Subscription further to advice provided by a non-independent advisor, with a specific agreement that prohibits the latter from receiving or retaining trailer fees,
- Subscription by a financial entity regulated on behalf of its client as part of a management mandate.

In addition to the management fees charged by the management company, each financial advisor or regulated financial entity may be liable to pay the management or advisory fees incurred by each investor. The Management Company is not party to these agreements.

Shares are not registered for marketing in all countries. They are therefore not open to subscription for retail investors in all jurisdictions.

J EUR, I EUR, I CHF, I USD, K EUR, N EUR, and O EUR shares: Legal entities and institutional investors dealing on their own account or on behalf of third parties.

This Sub-fund is aimed at investors wishing to achieve greater returns from their portfolios through a diversified medium that can evolve both on equity markets and on international interest rate markets.

The shares of the Sub-Fund are not and will not be registered in the United States under the US Securities Act of 1933, as amended ("Securities Act 1933"), or under any other law of the United States. These units must not be offered, sold, or transferred to the United States (including its territories and possessions) or benefit, either directly or indirectly, any US Person (as defined by Regulation S of the Securities Act of 1933).

The Sub-fund may either subscribe to units or shares of target funds likely to participate in initial public offerings of US securities ("US IPOs") or participate directly in US IPOs. The Financial Industry Regulatory Authority ("FINRA"), in accordance with rules 5130 and 5131 of FINRA (the "Rules"), has decreed prohibitions regarding the eligibility of certain persons to participate in the allocation of US Initial Public Offerings when the effective beneficiary(ies) of such accounts are financial services professionals (including, among others, owners or employees of member firms of FINRA or fund managers) ("Restricted Persons") or executive managers or directors of US or non-US companies that may do business with member firms of FINRA ("Covered Persons"). The Sub-fund may not be offered or sold for the benefit or on behalf of a "US Person", as defined by "Regulation S", or to investors considered Restricted Persons or Covered Persons in conformity with the FINRA Rules. Investors should seek advice from their legal advisor if there are any doubts about their status.

The appropriate amount to invest in this Sub-fund depends on your personal situation. To determine that amount, investors are advised to seek professional advice in order to diversify their investments and determine the proportion of their financial portfolio or assets to be invested in this Sub-fund, specifically in view of the recommended investment period and exposure to the aforementioned risks, and their personal wealth, requirements and specific objectives. In any event, investors must diversify their portfolio sufficiently to avoid being exposed solely to the risks of this sub-fund.

Minimum recommended investment period: >3 years

➤ **Procedures for determining and allocating distributable income:**

Distributable Amounts	"A EUR", "A CHF", "A USD", "CR EUR" "I EUR", "D EUR", "I CHF", "I USD", "K EUR" and N EUR shares	"B EUR", "CRD EUR", "J EUR", and "O EUR" shares
Allocation of net profit/loss	Accumulation	Distribution
Allocation of net realised gains or losses	Accumulation	Accumulated (fully or partially) or Distributed (fully or partially) or Carried forward (fully or partially) based on the decision of the Management Company

Where distribution shares are concerned, the Sub-fund management company may decide to distribute one or more interim dividends on the basis of the financial positions certified by the Statutory Auditor.

➤ **Distribution frequency:**

Accumulation shares: not applicable

Distribution shares: annual with the possibility of interim dividends. Payment of distributable income is made within a maximum of five months of the financial year-end and, for interim dividends, within one month of the date of the statement certified by the statutory auditor.

➤ **Share characteristics:**

The Sub-Fund has 14 share classes: "A EUR", "A CHF", "A USD", "B EUR", "CR EUR", "CRD EUR", "D EUR", "I EUR", "I CHF", "I USD", "J EUR", "K EUR", "N EUR" and "O EUR" shares

The A EUR share is denominated in Euros and expressed in shares or thousandths of a share.

The A CHF share is denominated in Swiss francs and expressed in shares or thousandths of a share.

The A USD share is denominated in US Dollars and expressed in shares or thousandths of a share.

The B EUR share is denominated in Euros and expressed in shares or thousandths of a share.

The CR EUR share is denominated in Euros and expressed in shares or thousandths of a share.

The CRD EUR share is denominated in Euros and expressed in shares or thousandths of a share.

D EUR shares are denominated in Euros and expressed in shares or thousandths of a share.

The I EUR share is denominated in Euros and expressed in shares or thousandths of a share.

The I CHF share is denominated in Swiss francs and expressed in shares or thousandths of a share.

The I USD share is denominated in US Dollars and expressed in shares or thousandths of a share.

J EUR shares are denominated in Euros and expressed in shares or thousandths of a share.

The K EUR share is denominated in Euros and expressed in shares or thousandths of a share.
 The N EUR share is denominated in Euros and expressed in shares or thousandths of a share.
 The O EUR share is denominated in Euros and expressed in shares or thousandths of a share.

➤ ***Subscription and redemption procedures:***

Date and frequency of net asset value calculation:

Daily, with the exception of public holidays and days on which the French markets are closed (according to the official Euronext Paris S.A. calendar).

Initial net asset value:

A EUR shares:	€320.77
A CHF shares:	CHF 100
A USD shares:	USD 100
B EUR shares:	€100
CR EUR shares:	€109.13
CRD EUR shares:	€100
D EUR shares:	€100
I EUR shares:	€165.54
I CHF shares:	CHF 100
I USD shares:	USD 100
J EUR shares:	€100
K EUR shares:	€107.42
N EUR shares:	€100
O EUR shares:	€100

Minimum initial subscription:

A EUR shares:	1 share
A CHF shares:	1 share
A USD shares:	1 share
B EUR shares:	1 share
CR EUR shares:	1 share
CRD EUR shares:	1 share
D EUR shares:	1 share
I EUR shares:	€500,000
I CHF shares:	CHF 500,000
I USD shares:	USD 500,000
J EUR shares:	€500,000
K EUR shares:	€500,000
N EUR shares:	EUR 10,000,000
O EUR shares:	EUR 10,000,000

Minimum subsequent subscription amount:

A EUR shares:	1 thousandth of a share
A CHF shares:	1 thousandth of a share
A USD shares:	1 thousandth of a share
B EUR shares:	1 thousandth of a share
CR EUR shares:	1 thousandth of a share
CRD EUR shares:	1 thousandth of a share
D EUR shares:	1 thousandth of a share
I EUR shares:	1 thousandth of a share
I CHF shares:	1 thousandth of a share
I USD shares:	1 thousandth of a share
J EUR shares:	1 thousandth of a share
K EUR shares:	1 thousandth of a share
N EUR shares:	1 thousandth of a share
O EUR shares:	1 thousandth of a share

Subscription and redemption conditions:

Orders are executed in accordance with the table below.
 Subscription and redemption conditions are expressed in business days.

D is the net asset value calculation day:

Clearing of subscription orders	Clearing of redemption orders	Date of order execution	Publication of the net asset value	Settlement of subscriptions	Settlement of redemptions
D, before 12:30 p.m.	D, before 12:30 p.m.	D	D+1	D+3	D+3*

* In the event of the dissolution of the Sub-fund, redemptions will be settled within a maximum of five business days.

The management company has implemented a method of adjusting the Sub-fund's net asset value known as Swing Pricing. This mechanism is described in Section VII of the prospectus: "Asset valuation rules".

Gating mechanism:

The management company may use the gate system to stagger redemption requests from Sub-fund shareholders over multiple net asset values if they exceed a given threshold, when exceptional circumstances so require and if the interests of shareholders or the public so dictate.

Description of method:

The management company may decide not to execute all redemption requests for a given net asset value if the predetermined threshold is exceeded for a given net asset value. The management company objectively determines the level of this threshold by taking into account the frequency with which the net asset value of the Sub-fund is calculated, the Sub-fund's management strategy and the liquidity of the assets in the portfolio.

For the Sub-fund, the redemption ceiling may be applied by the management company when the threshold of 5% of net assets is reached. The Sub-fund has several classes of shares, so the trigger threshold will be identical for all classes of shares in the Sub-fund. This 5% threshold applies to centralised redemptions for the assets of the Sub-fund as a whole and not specifically to the different classes of Sub-fund shares.

The redemption gates correspond to the ratio between:

- the difference observed, on a single centralisation date, between the total volume of redemptions and the total volume of subscriptions; and
- the net assets of the Sub-fund.

However, when redemption requests exceed the redemption gate, the Sub-fund may decide to honour redemption requests in excess of the specified limit, and so execute some or all of the orders that might otherwise be blocked. For example, if the total amount of share redemption requests represents 10% of the net assets of the Sub-fund while the redemption gate is set at 5% of the net assets, the SICAV may decide to honour redemption requests up to 8% of the net assets (and therefore execute 80% of redemption requests instead of 50% if it strictly applied the 5% ceiling).

The maximum period of application of the redemption gate is set at 20 net asset values over 3 months.

Procedures for notifying unitholders:

If the gate mechanism is activated, fund investors will be notified by any appropriate means via the following website: <https://funds.edram.com>.

Shareholders in the Sub-fund whose redemption orders have not been executed will be individually notified as quickly as possible.

Unexecuted orders:

During the period of application of the gate mechanism, redemption orders will be executed in the same ratio for Sub-fund shareholders who have requested redemption at the same net asset value.

The unexecuted fraction of the redemption order that is deferred will not have priority over subsequent redemption requests. Sub-fund shareholders may not revoke fractional redemption orders that have not been executed and that are automatically deferred.

Exemption from the gating mechanism:

Subscription and redemption transactions for the same number of shares on the basis of the same net asset value and for the same shareholder or beneficial owner (known as round-trip transactions) are not subject to the gating

mechanism. This exclusion also applies to transfers from one share class to another share class at the same net asset value for the same amount and for the same shareholder or beneficial owner.

Subscriptions and redemptions of "A EUR", A CHF, A USD, B EUR, CR EUR, CRD EUR, D EUR, I CHF, I USD, "J EUR", K (EUR), "N EUR" and "O EUR" shares are executed by amount or by share or by thousandths of a share.

A switch from one share class to another share class within this Sub-fund or another Sub-fund of the SICAV is treated as a redemption transaction followed by a new subscription. Consequently, the tax regime applicable to each subscriber depends on the tax provisions applicable to the subscriber's individual circumstances and/or the investment jurisdiction of the SICAV. In case of uncertainty, subscribers should contact their adviser to obtain information about the tax regime applicable to them.

Unitholders are advised that orders sent to institutions responsible for receiving subscription and redemption orders should take into account the fact that the cut-off time for centralising orders applies to the transfer agent, Edmond de Rothschild (France). Consequently, the other named institutions may set their own cut-off times earlier than that mentioned above so as to meet their own order transfer deadlines with Edmond de Rothschild (France).

Place and method of publication of net asset value:

The Sub-fund's net asset value can be obtained from the Management Company:

Edmond de Rothschild Asset Management (France) – 47 rue du Faubourg Saint-Honoré – 75401 – Paris Cedex 08, France

➤ **Charges and fees:**

Subscription and redemption fees:

Subscription and redemption fees increase the subscription price paid by the investor or reduce the redemption price. The fees payable to the sub-fund serve to offset the charges incurred by the sub-fund when investing and divesting investors' monies. Fees which are not paid to the UCITS are paid to the management company, promoter, etc.

Fees payable by the investor on subscriptions and redemptions	Basis	Rate and scale
Subscription fee not payable to the EdR SICAV – Global Allocation Sub-fund	Net Asset Value x Number of shares	A CHF shares: Maximum 1%
		A EUR shares: Maximum 1%
		A USD shares: Maximum 1%
		B EUR shares: Maximum 1%
		CR EUR shares: Maximum 1%
		CRD EUR shares: Maximum 1%
		D EUR shares: Maximum 1%
		I CHF shares: None
		I EUR shares: None
		I USD shares: None
		J EUR shares: None
		K EUR shares: None
N EUR shares: None		
O EUR shares: None		
Subscription fee payable to the EdR SICAV – Global Allocation Sub-fund	Net Asset Value x Number of shares	All classes of shares: None
Redemption fee not payable to the EdR SICAV – Global Allocation Sub-fund	Net Asset Value x Number of shares	All classes of shares: None
Redemption fee payable to the EdR SICAV – Global Allocation Sub-fund	Net Asset Value x Number of shares	All classes of shares: None

Operating and management fees:

These charges cover all costs charged directly to the sub-fund, with the exception of transaction charges. Transaction charges include intermediary charges (brokerage fees, local taxes, etc.) as well as any transaction fees, if applicable, that may be charged by the Custodian and the Management Company, in particular.

The following fees may be charged on top of operating and management fees:

- Performance fees:
- Transaction fees charged to the Sub-fund
- Fees linked to temporary purchases and sales of securities, as applicable.

The Management Company is required to pay a share of the UCI's financial management fees as remuneration to intermediaries such as investment companies, insurance companies, management companies, marketing intermediaries, distributors or distribution platforms who have signed an agreement on distributing or investing in shares of the UCI, or forming relationships with other investors. This remuneration is variable and depends on the nature of the business relationship with the intermediary, and whether the beneficiary can demonstrate an improvement in the quality of the service provided to the customer. This remuneration may be either flat-rate amount or calculated on the basis of the net assets subscribed as a result of the actions of the intermediary. The intermediary may or may not be a member of the Edmond de Rothschild Group. In accordance with the applicable regulations, each intermediary will provide the client with any useful information on costs and fees, as well as their remuneration.

For more details regarding ongoing charges invoiced to the investor, please refer to the Key Information Documents (KIDs).

Fees charged to the SICAV	Basis	Rate scale
Financial management fees	Net assets of the sub-fund	A EUR shares: Maximum 1.45% incl. taxes*
		A CHF shares: Maximum 1.45% incl. taxes*
		A USD shares: Maximum 1.45% incl. taxes*
		B EUR shares: Maximum 1.45% incl. taxes*
		CR EUR shares: Maximum 0.80% incl. taxes*
		CRD EUR shares: Maximum 0.80% incl. taxes*
		D EUR shares, maximum 0.90% incl. taxes*
		I EUR shares: Maximum 0.70% incl. taxes*
		I CHF shares: Maximum 0.70% incl. taxes*
		I USD shares: Maximum 0.70% incl. taxes*
		J EUR shares: Maximum 0.70% incl. taxes*
		K EUR shares: Maximum 0.80% incl. taxes*
		O EUR shares: Maximum 0.55% incl. taxes*
		N EUR shares: Maximum 0.55% incl. taxes*
Administrative costs external to the management company**, particularly custodian, appraiser and statutory auditor fees, etc.	Net assets of the sub-fund	A EUR shares: Maximum 0.10% incl. taxes*
		A CHF shares: Maximum 0.10% incl. taxes*
		A USD shares: Maximum 0.10% incl. taxes*
		B EUR shares: Maximum 0.10% incl. taxes*
		CR EUR shares: Maximum 0.10% incl. taxes*
		CRD EUR shares: Maximum 0.10% incl. taxes*
		D EUR shares: Maximum 0.10% incl. taxes*
		I EUR shares: Maximum 0.10% incl. taxes*
		I CHF shares: Maximum 0.10% incl. taxes*
		I USD shares: Maximum 0.10% incl. taxes*
		J EUR shares: Maximum 0.10% incl. taxes*
		K EUR shares: Maximum 0.10% incl. taxes*
		O EUR shares: Maximum 0.10% incl. taxes*
		N EUR shares: Maximum 0.10% incl. taxes*
Transaction fees	On the amount of the transaction	None
Performance fee Net assets of the Sub-fund (1)		A EUR shares: 15% p.a. of the outperformance relative to the benchmark index, expressed in EUR and composed of 40% MSCI World NR net dividends reinvested, 40% ICE BoFA 3-5 Year Euro Broad Market index coupons reinvested and

	20% ICE BoFA 1-10 Year Euro Inflation-Linked Government index coupons reinvested.
	A CHF shares: 15% p.a. of the outperformance relative to the benchmark index, expressed in CHF and composed of 40% MSCI World NR net dividends reinvested, 40% ICE BoFA 3-5 Year Euro Broad Market index coupons reinvested and 20% ICE BoFA 1-10 Year Euro Inflation-Linked Government index coupons reinvested.
	A USD shares: 15% p.a. of the outperformance relative to the benchmark index, expressed in USD and composed of 40% MSCI World NR net dividends reinvested, 40% ICE BoFA 3-5 Year Euro Broad Market index coupons reinvested and 20% ICE BoFA 1-10 Year Euro Inflation-Linked Government index coupons reinvested.
	B EUR shares: 15% p.a. of the outperformance relative to the benchmark index, expressed in EUR and composed of 40% MSCI World NR net dividends reinvested, 40% ICE BoFA 3-5 Year Euro Broad Market index coupons reinvested and 20% ICE BoFA 1-10 Year Euro Inflation-Linked Government index coupons reinvested.
	CR EUR shares: 15% p.a. of the outperformance relative to the benchmark index, expressed in EUR and composed of 40% MSCI World NR net dividends reinvested, 40% ICE BoFA 3-5 Year Euro Broad Market index coupons reinvested and 20% ICE BoFA 1-10 Year Euro Inflation-Linked Government index coupons reinvested.
	CRD EUR shares: 15% p.a. of the outperformance relative to the benchmark index, expressed in EUR and composed of 40% MSCI World NR net dividends reinvested, 40% ICE BoFA 3-5 Year Euro Broad Market index coupons reinvested and 20% ICE BoFA 1-10 Year Euro Inflation-Linked Government index coupons reinvested.
	D EUR shares: None
	I EUR shares: 15% p.a. of the outperformance relative to the benchmark index, expressed in EUR and composed of 40% MSCI World NR net dividends

	reinvested, 40% ICE BoFA 3-5 Year Euro Broad Market index coupons reinvested and 20% ICE BoFA 1-10 Year Euro Inflation-Linked Government index coupons reinvested.
	I CHF shares: 15% p.a. of the outperformance relative to the benchmark index, expressed in CHF and composed of 40% MSCI World NR net dividends reinvested, 40% ICE BoFA 3-5 Year Euro Broad Market index coupons reinvested and 20% ICE BoFA 1-10 Year Euro Inflation-Linked Government index coupons reinvested.
	I USD shares: 15% p.a. of the outperformance relative to the benchmark index, expressed in USD and composed of 40% MSCI World NR net dividends reinvested, 40% ICE BoFA 3-5 Year Euro Broad Market index coupons reinvested and 20% ICE BoFA 1-10 Year Euro Inflation-Linked Government index coupons reinvested.
	J EUR shares: 15% p.a. of the outperformance relative to the benchmark index, expressed in EUR and composed of 40% MSCI World NR net dividends reinvested, 40% ICE BoFA 3-5 Year Euro Broad Market index coupons reinvested and 20% ICE BoFA 1-10 Year Euro Inflation-Linked Government index coupons reinvested.
	K EUR shares: None
	0 EUR shares: None
	N EUR shares: None

* Inclusive of all taxes.

For this activity, the Management Company has not opted for VAT.

** In the event that the administrative fees external to the Management Company increase by 0.10% (incl. taxes) or less per annum, the Management Company will inform Sub-Fund's shareholders by any means. In the event of an increase of more than 0.10% (incl. taxes) per annum, shareholders will be informed individually and offered the chance to redeem their shares free of charge.

(1) Performance fee

Performance fees are payable to the Management Company in accordance with the following procedures:

Benchmark index composed of:

40% MSCI World Net Total Return dividends reinvested, expressed in the currency of the share in question.

40% ICE BoFA 3-5 Year Euro Broad Market index coupons reinvested, expressed in the currency of the share in question.

20% ICE BoFA 1-10 Year Euro Inflation-Linked Government index coupons reinvested, expressed in the currency of the share in question.

The performance fee is calculated by comparing the Sub-fund's share performance with that of an indexed reference asset. The indexed reference asset reproduces the performance of the benchmark index, adjusted for subscriptions, redemptions and, where applicable, dividends.

When the share outperforms its benchmark, a provision of 15% will be applied to the outperformance.

In the event of the outperformance of the share of the Sub-fund compared to its benchmark index, and even if its performance is negative, an outperformance fee may be charged for the reference period.

A provision for performance fees will be made each time the net asset value is calculated.

When shares are redeemed, the management company receives the portion of the performance fee corresponding to the shares redeemed.

In the event of under-performance, the performance fee provision will be reduced by reversing the provision. The reversal cannot be more than the provision.

The reference periods shall end with the last net asset value for the month of September.

This performance fee is payable annually after the last net asset value for the reference period is calculated.

The reference period is a minimum of one year. The first reference period runs from the date of creation of the share to the end date of the first reference period, ensuring compliance with the minimum term of one year.

At the end of the reference period, if the performance of the share is below that of its benchmark index over the reference period, no fee will be charged and the reference period will be extended by one year. The reference period may be extended four times and may therefore be greater than or equal to five years, but strictly less than six years.

At the end of a reference period of five years or more,

in the event that the performance of the share is lower than that of its benchmark index, no fee will be payable. A new reference period shall be established, beginning at the end of the sub-period of the reference period at the end of which the greatest relative performance (greatest outperformance or least under-performance) is recorded. "Sub-periods" mean the sub-periods starting at the beginning of the reference period and ending at the end of each crystallisation date within the reference period.

if the performance of the share exceeds that of its benchmark index, a fee is payable. A new reference period is then established, starting at the end of the reference period that is ending.

At the end of reference period t:

- If the difference between the NAV of the share and its target NAV is positive, a performance fee will be implemented and charged. This NAV becomes the new reference NAV, and a new reference period will begin at the end of this reference period.

- If the difference between the NAV of the sub-fund and its target NAV is negative, a performance fee will not be implemented or charged; and:

-if the share has a reference period of less than five years, it will be extended by one year. The reference NAV then remains unchanged.

-when the reference period is greater than or equal to 5 years, the cumulative outperformance at the end of each sub-period of the reference period is recorded. The sub-periods making up the reference period are the following: [t-5 ;t-4], [t-5 ;t-3], [t-5 ;t-2], [t-5 ;t-1], [t-5 ;t]. A new reference period will be established, beginning at the end of the sub-period with the highest relative performance. The reference NAV becomes equal to the NAV of the share at the end of that sub-period.

Calculation method

Amount of provision = MAX (0; NAV(t) – target NAV (t)) x performance fee rate

NAV (t): net assets at the end of year t

Reference NAV: last net asset value of the previous reference period

Reference date: date of reference NAV

Target NAV (t) = reference NAV x (benchmark index value on date t/benchmark index value on the reference date) adjusted for subscriptions, redemptions and dividends.

Examples:

The examples below are based on the assumption of zero subscriptions, redemptions and dividends.

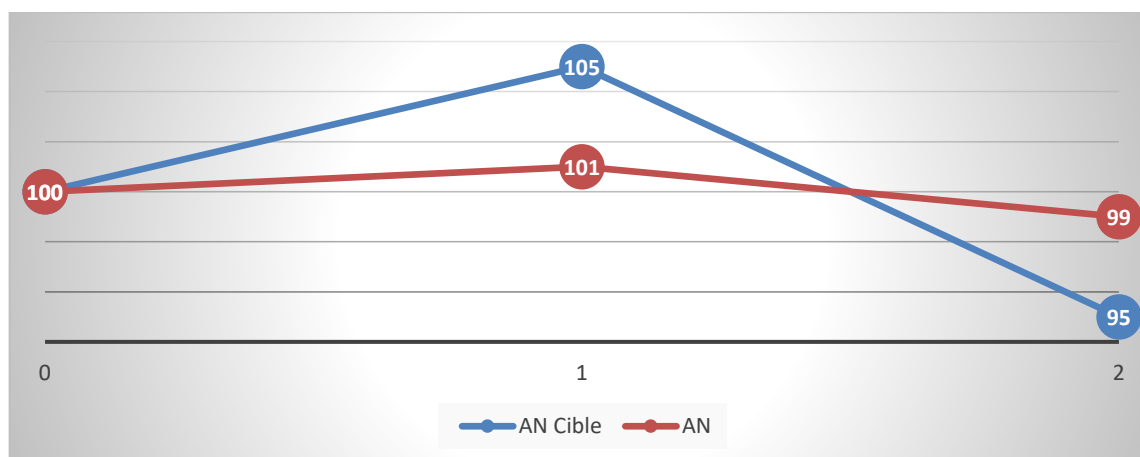
Example 1:

Period	0	1	2
Target NAV	100	105	95
NAV	100	101	99
Basis of calculation: NAV – target NAV		-4	4

Period	Combined share performance*	Combined index performance*	Combined relative performance*	Share performance in previous year	Index performance in previous year	Relative performance in previous year	Fee charged**	Renewed period "R"/Extended period "E", or Deferred period "D"
0-1	1	5	-4	1	5	-4	No	P
0-2	-1	-5	4	-2	-10	8	Yes	R

*from start of reference period

**for outperformance



Period 0-1: The NAV for the reference period is less than the Target NAV (101 versus 105, differential/relative performance from start of reference period of -4). No performance fee is therefore charged and the initial one-year reference period is extended by an additional year. The reference NAV is unchanged.

Period 0-2: The NAV for the reference period is higher than the Target NAV (99 versus 95, differential/relative performance from start of reference period of 4). Absolute performance from the start of the reference period is negative (end of reference period NAV: 99 < NAV start of reference period: 100). A performance fee is charged, its basis of calculation is equal to the combined relative performance since the start of the reference period (4). Its amount is equal to the basis of calculation multiplied by the performance fee rate. The reference period is renewed and a new reference NAV is set at 99.

Example 2:

Period	0	1	2	3	4	5
Target NAV	100	102	104	106	108	110
NAV	100	101	101	105	106	107
Basis of calculation: NAV – target NAV		-1	-3	-1	-2	-3

Period	Combined share performance*	Combined index performance*	Combined relative performance*	Share performance in previous year	Index performance in previous year	Relative performance in previous year	Application of a fee	Renewed period "R"/Extended period "E", or Deferred period "D"
0-1	1	2	-1	1	2	-1	No	P
0-2	1	4	-3	0	2	-2	No	P
0-3	5	6	-1	4	2	2	No	P
0-4	6	8	-2	1	2	-1	No	P
0-5	7	10	-3	1	2	-1	No	D

*from start of reference period

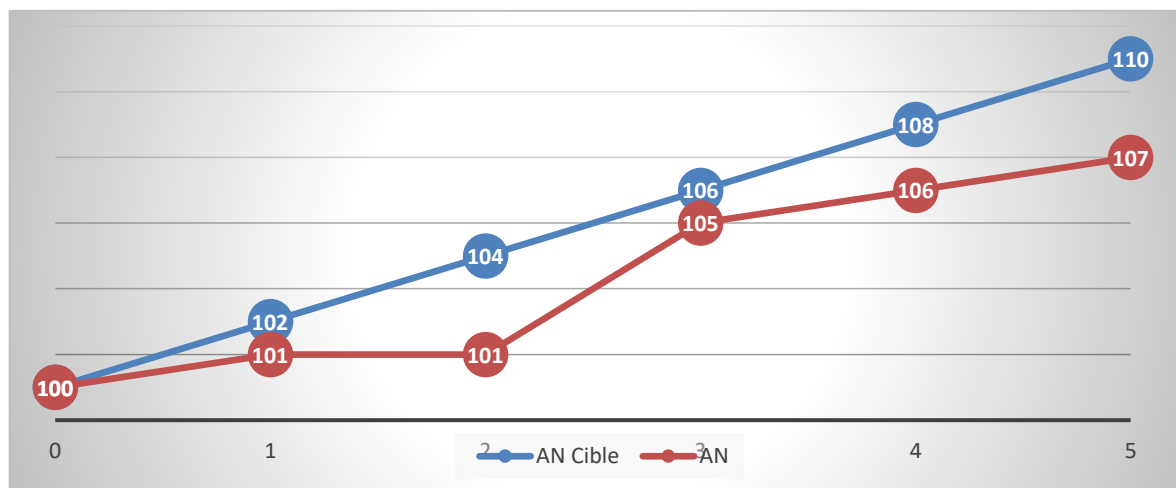
**for outperformance

Periods 0-1 and 0-2: The absolute performance generated over the period is positive (NAV > reference NAV) but the relative performance is negative (NAV < target NAV). No performance fee is charged. The reference period is extended by one year at the end of the first year and by an additional year at the end of the second year. The reference NAV is unchanged.

Period 0-3: The absolute performance generated over the period is positive (5) and the relative performance generated over the year is positive (4), but the cumulative relative performance since the start of the reference period (0-3) is negative (-1). Therefore, no performance fee is charged. The reference period is extended by an additional year. The reference NAV is unchanged.

Period 0-4: Negative relative performance over the reference period, no performance fees, the reference period is extended again by an additional year for the fourth and final time. The reference NAV is unchanged.

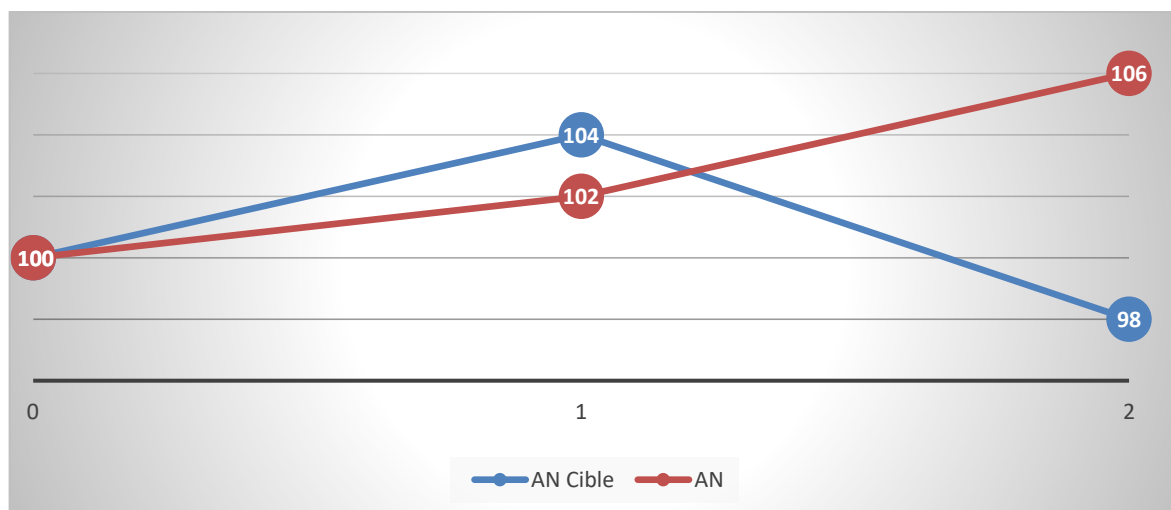
Period 0-5: Relative performance over a negative period, no performance fee is charged. The reference period has reached its maximum duration of five years and therefore cannot be extended. A new reference period will be established, beginning at the end of year 3, with the year-end NAV of year 3 as the reference NAV (105: year-end NAV over the current reference period having the highest combined relative performance, in this case of -1).



Example 3:

Period	0	1	2
Target NAV	100	104	98
NAV	100	102	106
Basis of calculation: NAV – target NAV		-2	8

Period	Combined share performance*	Combined index performance*	Combined relative performance*	Share performance in previous year	Index performance in previous year	Relative performance in previous year	Application of a fee	Renewed period "R"/Extended period "E", or Deferred period "D"
0-1	2	4	-2	2	4	-2	No	P
0-2	6	-2	8	4	-6	10	Yes	R



Period 0-1: Positive absolute performance but under-performance of -2 (102-104) over the reference period. No performance fee is charged. The reference period is extended by one year. The reference NAV is unchanged.

Period 0-2: Positive absolute performance and outperformance of 8 (106-98). A performance fee is therefore charged with a basis of calculation of 8. The reference period is renewed, a new reference NAV is set at 106.

Example 4:

Period	0	1	2	3	4	5	6
Target NAV	100	108	110	118	115	110	111
NAV	100	104	105	117	103	106	114
Reference NAV	100	100	100	100	100	100	117
Basis of calculation: NAV – target NAV		-4	-5	-1	-12	-4	3

*from start of reference period

**for outperformance

Period	Combined share performance *	Combined index performance *	Combined relative performance *	Share performance in previous year	Index performance in previous year	Relative performance in previous year	Application of a fee	Renewed period "R"/Extended period "E", or Deferred period "D"	Change in reference NAV
0-1	4	8	-4	4	8	-4	No	P	No
0-2	5	10	-5	1	2	-1	No	P	No
0-3	17	18	-1	11	7	4	No	P	No
0-4	3	15	-12	-12	-3	-9	No	P	No
0-5	6	10	-4	3	-4	7	No	D	Yes
3-6	-3	-5	3***	8	2	6	Yes	R	Yes

*** rounded

Period 0-1: The performance of the share is positive (4) but lower than that of the benchmark index (8) over the reference period. No performance fee is charged. The reference period is extended by one year. The reference NAV remains unchanged (100).

Period 0-2: The performance of the share is positive (5) but lower than that of the benchmark index (10) over the reference period. Therefore, no performance fee is charged. The reference period is extended by one year. The reference NAV remains unchanged (100).

Period 0-3: The performance of the share is positive (17) but lower than that of the benchmark index (18) over the reference period. Therefore, no performance fee is charged. The reference period is extended by one year. The reference NAV remains unchanged (100).

Period 0-4: The performance of the share is positive (3) but lower than that of the benchmark index (15) over the reference period. Therefore, no performance fee is charged. The reference period is extended by one year. The reference NAV remains unchanged (100).

Period 0-5: The performance of the share is positive (6) but lower than that of the benchmark index (10) over the reference period. Therefore, no performance fee is charged. The reference period has reached its maximum duration of five years and therefore cannot be extended. A new reference period will be established, beginning at the end of year 3, with the year-end NAV of year 3 as the reference NAV (117: year-end NAV over the current reference period having the highest combined relative performance, in this case of -1).

Period 3-6: The performance of the share is negative (-3) but higher than that of the benchmark index (-5). A performance fee is therefore charged, with the basis of calculation being the combined relative performance since the beginning of the period, i.e. NAV (114)-Target NAV (111): 3. The reference NAV becomes equal to the NAV at the end of the period (114). The reference period is renewed.

Fees linked to equity research, as defined in Article 314-21 of the AMF General Regulations, are charged to the Sub-fund.

Any retrocession of management fees for the underlying UCIs and investment funds collected by the EdR SICAV – Global Allocation Sub-fund will be repaid to the Sub-fund. The management fee rate applicable to the underlying UCIs and investment funds will be valued by taking into account any retrocessions collected by the Sub-fund.

In the exceptional case that a sub-custodian applies an unanticipated transaction fee not set out in the terms and conditions above, with regard to a specific transaction, a description of the transaction and the transaction fees charged will be specified in the management report of the SICAV.

Shareholders can refer to the SICAV's annual report for further details.

Procedure for selecting intermediaries:

In accordance with the AMF General Regulations, the management company has established a Best Selection/Best Execution policy for intermediaries and counterparties.

The purpose of this policy is to select, according to various predetermined criteria, the brokers and intermediaries whose execution policy will achieve the best possible results when executing orders. The Edmond de Rothschild Asset Management (France) Policy is available on its website at www.edram.fr.

Calculation and allocation of the proceeds resulting from temporary purchases and sales of securities and any equivalent transactions under foreign law:

Repurchase agreement transactions are conducted through Edmond de Rothschild (France) according to the prevailing market conditions at the time of the transaction.

The operating costs and expenses linked to these transactions are borne by the Sub-fund. Income generated by these transactions is paid in full to the Sub-fund.

Calculation and allocation of the proceeds resulting from total return swaps (TRS) and any equivalent transactions under foreign law:

The operating costs and expenses linked to these transactions are borne by the Sub-fund. Income generated by these transactions is paid in full to the Sub-fund.

IV. COMMERCIAL INFORMATION

➤ **Information for investors**

Subscription and redemption orders are centralised by:

Edmond de Rothschild (France) (delegated transfer agent)

A public limited company (société anonyme) with Executive and Supervisory Boards, approved by the Banque de France-CECEI (French Credit Institutions and Investment Firms Committee) as a credit institution on 28 September 1970.

Registered office: 47 rue du Faubourg Saint-Honoré – 75401 Paris Cedex 08, France

Telephone: 33 (0) 1 40 17 25 25

Any requests for information about the SICAV may be sent to the promoter.

The Management Company may send the composition of the UCI's portfolio to certain shareholders, or to their service providers with an obligation of confidentiality, for the purposes of calculating the regulatory requirements relating to Directive 2009/138/EC (Solvency II) in accordance with the guidance issued by the AMF, after more than 48 hours have passed since the publication of the net asset value.

Information concerning the consideration of criteria relating to compliance with social and environmental objectives and of governance quality in the management of this SICAV is included on the website at www.edram.fr and is recorded in the annual report of the SICAV for the ongoing financial year.

V. INVESTMENT RULES

The SICAV complies with the investment rules set out in European Directive 2009/65/EC.

The SICAV may derogate from applying the 5-10-40 ratios and invest more than 35% of its net assets in eligible financial securities and money market instruments issued or guaranteed by any government or authorised public or semi-public body.

VI. OVERALL RISK

Commitment method:

The Sub-funds listed below use the commitment method to calculate the total risk ratio associated with financial contracts:

- EdR SICAV – Financial Bonds
- EdR SICAV – Euro Sustainable Credit
- EdR SICAV – Euro Sustainable Equity
- EdR SICAV – Tricolore Convictions
- EdR SICAV – Equity Euro Solve
- EdR SICAV – Europe Midcaps
- EdR SICAV – Equity US Solve
- EdR SICAV – Short Duration Credit
- EdR SICAV – Tech Impact
- EdR SICAV – Green New Deal
- EdR SICAV – Corporate Hybrid Bonds
- EdR SICAV – Millesima World 2028
- EdR SICAV – European Smaller Companies
- EdR SICAV – European Improvers
- EdR SICAV – Millesima Select 2028

Value-at-risk method (absolute VaR):

The Sub-funds below use the value-at-risk calculation method (absolute VaR) in order to calculate the total risk of the Sub-fund on financial contracts:

- EdR SICAV – Start
- EdR SICAV – Global Opportunities
- EdR SICAV – Global Allocation

The maximum commitment resulting from these transactions complies with the limits set in terms of absolute VaR according to the value-at-risk calculation method, capped by regulations at 20% of the net assets, with a threshold of 99% over 20 business days.

Indicative level of leverage effect:

The EdR SICAV – Start Sub-fund's indicative leverage level, calculated as the sum in absolute terms of the nominal amounts of the positions on financial contracts, is 46.26%. The Sub-fund may achieve a higher leverage level. It is worth noting that this method, which consists of aggregating the absolute value of nominal amounts, in reality shows the gross exposure.

The EdR SICAV – Global Opportunities sub-fund's indicative leverage level, calculated as the sum in absolute terms of the nominal amounts of the positions on financial contracts, is 872.1%. The Sub-fund may achieve a higher leverage level. It is worth noting that this method, which consists of aggregating the absolute value of nominal amounts, in reality shows the gross exposure.

The EdR SICAV – Global Allocation sub-fund's indicative leverage level, calculated as the sum in absolute terms of the nominal amounts of the positions on financial contracts, is 617.31%. The Sub-fund may achieve a higher leverage level. It is worth noting that this method, which consists of aggregating the absolute value of nominal amounts, actually shows the gross exposure.

VII. ASSET VALUATION RULES

➤ **Asset valuation rules**

For the Sub-funds EdR SICAV – Euro Sustainable Credit, EdR SICAV – Euro Sustainable Equity, EdR SICAV – Financial Bonds, EdR SICAV – Tricolore Convictions, EdR SICAV – Europe Midcaps, EdR SICAV – Start, EdR SICAV – Equity Euro Solve, EdR SICAV – Equity US Solve, EdR SICAV Tech Impact, EdR SICAV - Short Duration Credit, EdR SICAV – Green New Deal, EdR SICAV – Global Opportunities, EdR SICAV – Corporate Hybrid Bonds and EdR SICAV – European Smaller Companies, EdR SICAV – European Improvers and EdR SICAV – Global Allocation, the net asset value per share is calculated in accordance with the valuation rules specified below. The procedures are set out in detail in the notes to the annual financial statements. The valuation calculation is based on closing prices.

- securities traded on French or foreign regulated markets are valued at their market price. The valuation at the reference market price is calculated in accordance with the procedures determined by the Management Company and described in the notes to the annual financial statements;
- transferable and other debt securities that are not traded in significant volumes are valued using an actuarial method. The rate used is that applied to issues of equivalent securities plus or minus any differential representing the specific characteristics of the issuer of the security. However, transferable debt securities with a residual maturity of three months or less or without a particular sensitivity may be valued using the straight-line method. The procedures governing the application of these rules are decided by the Management Company and set out in detail in the notes to the annual financial statements;
- for transferable securities and other items on the balance sheet whose prices have not been quoted on the valuation date, the Management Company will adjust their valuation to reflect variations that are deemed likely in light of current events. The Statutory Auditor is notified of this decision.
- futures and options traded on French or foreign organised markets are valued at their market value based on the procedures determined by the Management Company and described in the notes to the annual financial statements;
- transactions involving futures, options or swaps concluded on over-the-counter markets authorised by the regulations applicable to UCITS are valued at their market value or at a value estimated in accordance with the procedures determined by the Management Company and described in the notes to the annual financial statements;
- shares or units in SICAVs, Mutual Funds or UCIs are valued either on the basis of the last known net asset value, the last known market price on the valuation day or the net asset value estimated using information provided by the administrator or Manager of the SICAV or investment fund.

For the EdR SICAV – Millesima World 2028 and EdR SICAV – Millesima Select 2028 Sub-funds, the net asset value per share is calculated in accordance with the valuation rules specified below. Details on how these rules are applied can be found in the notes to the annual financial statements. The valuation calculation is based on closing prices.

- securities traded on a regulated French or foreign market are valued at their market price (ask) during the marketing period of the Sub-fund and then at the sale price (bid) once the Sub-fund is no longer being marketed;
- transferable and other debt securities that are not traded in significant volumes are valued using an actuarial method. The rate used is that applied to issues of equivalent securities plus or minus any differential representing the specific characteristics of the issuer of the security. However, negotiable debt securities with a residual maturity of three months or less, or without a particular sensitivity, may be valued using the straight-line method. The procedures governing the application of these rules are decided by the Management Company and set out in detail in the notes to the annual financial statements;
- for transferable securities and other items on the balance sheet whose prices have not been quoted on the valuation date, the Management Company will adjust their valuation to reflect variations that are deemed likely in light of current events. The statutory auditor is notified of this decision;
- futures and options traded on French or foreign organised markets are valued at their market value based on the procedures determined by the Management Company and described in the notes to the annual financial statements;
- transactions involving futures, options or swaps concluded on over-the-counter markets authorised by the regulations applicable to UCITS are valued at their market value or at a value estimated in accordance with the procedures determined by the Management Company and described in the notes to the annual financial statements;
- shares or units in SICAVs, Mutual Funds or UCIs are valued either on the basis of the last known net asset value, the last known market price on the valuation day or the net asset value estimated using information provided by the administrator or Manager of the SICAV or investment fund.

➤ **Swing Pricing method used to adjust the net asset value, with trigger threshold**

For the sub-funds EdR SICAV – Euro Sustainable Credit, EdR SICAV – Euro Sustainable Equity, EdR SICAV – Financial Bonds, EdR SICAV – Tricolore Convictions, EdR SICAV – Europe Midcaps, EdR SICAV – Start, EdR SICAV – Equity Euro Solve EdR SICAV – Equity US Solve, EdR SICAV – Tech Impact, EdR SICAV – Short Duration Credit, EdR SICAV – Green New Deal, EdR SICAV – Global Opportunities, EdR SICAV - Corporate Hybrid Bonds, EdR SICAV – European Smaller Companies, EdR SICAV – European Improvers and EdR SICAV – Global Allocation, the Management Company has implemented a method of adjusting the net asset value known as Swing Pricing, with a trigger threshold, in order to protect the interests of these sub-funds' shareholders. In the event of significant movement of a Sub-fund's liabilities, this mechanism consists in ensuring that the cost of transactions generated by these subscriptions/redemptions is borne by the Fund's incoming or outgoing Sub-fund shareholders. If, on a net asset value calculation day, the net amount of subscription and redemption orders from investors across all share classes of a Sub-fund exceeds a threshold that has been predetermined by the Management Company, expressed as a percentage of the Sub-fund's net assets (called the trigger threshold), the net asset value may be adjusted upwards or downwards to take into account the readjustment costs attributable to the net subscription/redemption orders. The net asset value of each share class is calculated separately but, in percentage terms, any adjustment affects all the net asset values for each share class of the Sub-fund in an identical manner. The costs and the trigger threshold are determined by the Management Company and reviewed periodically. The Management Company estimates these costs on the basis of transaction fees, purchase and sale price ranges, and any potential taxes applicable to the Sub-fund.

As this adjustment is linked to the net amount of the Sub-fund's subscription and redemption orders, it is not possible to predict with accuracy whether swing pricing will be applied at any given moment in the future, or the frequency with which the Management Company will make such adjustments. In any event, such adjustments may not exceed 2% of the net asset value.

Investors are informed that, due to the application of swing pricing, the volatility of the net asset value of the Sub-fund may not solely reflect that of the securities held in the portfolio.

The adjusted net asset value, the "swung" NAV, is the only net asset value communicated to Sub-fund shareholders. However, if a performance fee is payable, this is calculated on the net asset value prior to application of the swing pricing system.

In accordance with the regulations, the Management Company does not notify unitholders of the trigger threshold and ensures that internal information channels are restricted, to preserve the confidential nature of the information.

For the EdR SICAV – Millesima World 2028 Sub-fund, the Management Company has implemented a mechanism for adjusting the net asset value known as "swing pricing", with a trigger threshold, in order to protect the interests of this Sub-fund's shareholders during the marketing period.

If, on a net asset value calculation day, the amount of redemption orders is greater than the amount of subscription orders from investors across all share classes in the sub-fund, and if this amount exceeds in absolute terms a threshold that has been predetermined by the management company, expressed as a percentage of the sub-fund's net assets (called the trigger threshold), the net asset value may be adjusted downwards to take into account the readjustment costs attributable to the net redemption orders. The net asset value of each share class is calculated separately but, in percentage terms, any adjustment will affect all the net asset values for each share class in the sub-fund in an identical manner. This mechanism ensures that the cost of transactions generated by these redemptions is borne by the sub-fund's outgoing shareholders.

The costs and trigger threshold are determined by the management company and reviewed periodically. The management company estimates these costs on the basis of transaction fees, purchase and sale price ranges, and any potential taxes applicable to the sub-fund.

As this adjustment is linked to the net amount of the sub-fund's subscription and redemption orders, it is not possible to predict with accuracy whether swing pricing will be applied at any given time in the future, or the frequency with which the management company will make such adjustments. In any event, such adjustments may not exceed 2% of the net asset value.

Investors are informed that, due to the application of swing pricing, the volatility of the sub-fund's net asset value may not solely reflect that of the securities held in the portfolio.

The adjusted net asset value, i.e. the "swung" NAV, is the only net asset value communicated to sub-fund shareholders. However, if a performance fee is payable, it will be calculated based on the net asset value prior to application of the swing pricing mechanism.

In accordance with the regulations, the management company does not notify shareholders of the trigger threshold and ensures that internal information channels are restricted to preserve the confidential nature of the information.

For the EdR SICAV – Millesima Select 2028 Sub-fund, the Management Company has implemented a mechanism for adjusting the net asset value known as "swing pricing", with a trigger threshold, in order to protect the interests of this Sub-fund's shareholders during the marketing period.

If, on a net asset value calculation day, the amount of redemption orders is greater than the amount of subscription orders from investors across all share classes in the Sub-fund, and if this amount exceeds in absolute terms a threshold that has been predetermined by the Management Company, expressed as a percentage of the Sub-fund's net assets (called the trigger threshold), the net asset value may be adjusted downwards to take into account the readjustment costs attributable to the net redemption orders. The net asset value of each share class is calculated separately but, in percentage terms, any adjustment will affect all the net asset values for each share class in the sub-fund in an identical manner. This mechanism ensures that the cost of transactions generated by these redemptions is borne by the sub-fund's outgoing shareholders.

The costs and trigger threshold are determined by the management company and reviewed periodically. The management company estimates these costs on the basis of transaction fees, purchase and sale price ranges, and any potential taxes applicable to the sub-fund.

As this adjustment is linked to the net amount of the sub-fund's subscription and redemption orders, it is not possible to predict with accuracy whether swing pricing will be applied at any given time in the future, or the frequency with which the management company will make such adjustments. In any event, such adjustments may not exceed 2% of the net asset value.

Investors are informed that, due to the application of swing pricing, the volatility of the sub-fund's net asset value may not solely reflect that of the securities held in the portfolio.

The adjusted net asset value, i.e. the "swung" NAV, is the only net asset value communicated to sub-fund shareholders. However, if a performance fee is payable, it will be calculated based on the net asset value prior to application of the swing pricing mechanism.

In accordance with the regulatory provisions, the Management Company does not communicate trigger threshold levels and ensures that internal information channels are restricted in order to preserve confidentiality.

➤ **Accounting method**

The Edmond de Rothschild SICAV complies with the accounting rules set forth in the current regulations and, in particular, with the applicable chart of accounts.

The Edmond de Rothschild SICAV has chosen the euro as its base currency.

Interest is recorded using the accrued interest method.

The value of any security denominated in a currency other than the Euro is translated into Euros on the valuation day.

All transactions are recorded exclusive of charges.

Financial instruments whose prices have not been determined on the valuation day or whose prices have been adjusted are valued under the Management Company's responsibility at their probable trading price. These valuations and the relevant justification will be communicated to the Statutory Auditor during their audits.

The sub-funds below have chosen the euro as their base currency:

- EdR SICAV – Euro Sustainable Credit
- EdR SICAV – Euro Sustainable Equity
- EdR SICAV – Financial Bonds
- EdR SICAV – Tricolore Convictions
- EdR SICAV – Equity Euro Solve
- EdR SICAV – Start
- EdR SICAV – Europe Midcaps
- EdR SICAV – Global Opportunities
- EdR SICAV – Short Duration Credit
- EdR SICAV – Tech Impact
- EdR SICAV – Green New Deal
- EdR SICAV – Corporate Hybrid Bonds
- EdR SICAV – Millesima World 2028
- EdR SICAV – European Smaller Companies
- EdR SICAV – European Improvers
- EdR SICAV – Millesima Select 2028
- EdR SICAV – Global Allocation

The Sub-fund below has chosen the Dollar as its base currency:

- EdR SICAV – Equity US Solve

VIII. REMUNERATION

Edmond de Rothschild Asset Management (France) has a remuneration policy that complies with the provisions of European Directive 2009/65/EC ('UCITS V Directive') and Article 321-125 of the AMF General Regulation which apply to UCITS. The remuneration policy promotes the sound and effective management of risk and does not encourage risk-taking that would be inconsistent with the risk profiles of the UCITS it manages. The Management Company has implemented adequate measures to prevent any conflict of interest.

For all Management Company employees who are considered to have a material impact on the risk profile of the UCITS, and identified as such each year using a process involving the Human Resources, Risk and Compliance teams, the remuneration policy involves a part of their variable remuneration (which must remain within reasonable limits in relation to fixed remuneration) being deferred over three years.

The Management Company has decided not to establish its own remuneration committee, choosing instead to delegate this function to its parent company, Edmond de Rothschild (France). It is organised in accordance with the principles set out in Directive 2009/65/EC.

Details of the Management Company's remuneration policy are available on the company's website at: <http://www.edmond-de-rothschild.com/site/France/fr/asset-management>. A written copy of the policy is available free of charge upon request from the Management Company.

IX. SFDR ANNEXES

APPENDIX II

Template pre-contractual disclosure for the financial products referred to in Article 8 (1), (2) and (2a) of Regulation (EU) 2019/2088 and in the first paragraph of Article 6 of Regulation (EU) 2020/852

Sustainable investment is defined as an investment in an economic activity that contributes to an environmental or social objective, provided that it does not cause significant harm to either of these objectives and that the investee companies apply good governance practices.

The **EU Taxonomy** is a classification system laid down in Regulation (EU) 2020/852 establishing a list of **environmentally sustainable economic activities**. This regulation does not list socially sustainable economic activities. Sustainable investments with an environmental objective might be aligned with the Taxonomy or not.

Product name: EdR SICAV - Euro Sustainable Credit
Legal entity identifier: 969500Qsx84Nz2Qo7031

Environmental and/or social characteristics

Does this financial product have a sustainable investment objective?

Yes

No

It will make a minimum of **sustainable investments with an environmental objective**: ___ %

in economic activities that qualify as environmentally sustainable under the EU Taxonomy

in economic activities that do not qualify as environmentally sustainable under the EU Taxonomy

It will make a minimum of **sustainable investments with a social objective**: ___%

It **promotes Environmental/Social (E/S) characteristics** and while it does not have as its objective a sustainable investment, it will have a minimum proportion of **30%*** of sustainable investments

0% with an environmental objective in economic activities that qualify as environmentally sustainable under the EU Taxonomy

0% with an environmental objective in economic activities that do not qualify as environmentally sustainable under the EU Taxonomy

0% with a social objective

It promotes E/S characteristics, but **will not make any sustainable investments**

*As a percentage of the net assets of the UCITS

The description of the sustainable investment methodology defined by Edmond de Rothschild Asset Management (France) is available on the website of the management company:

<https://www.edmond-de-rothschild.com/SiteCollectionDocuments/Responsible-investment/OUR%20ENGAGEMENT/FR/EdRAM-Definition-et-methodologie-Investissement-durable.pdf>



What environmental and/or social characteristics are promoted by this financial product?

The Sub-fund promotes environmental and social characteristics identified with our ESG (Environmental, Social and Governance) analysis model, such as, in particular:

- Environment: environmental management strategy, energy consumption, greenhouse gas emissions, water, waste, pollution, green impact
- Social: job quality, human resources management, social impact, stakeholder relations, health and safety.

No benchmark has been designated for the purposes of achieving the environmental or social characteristics promoted by the Sub-fund.

● What sustainability indicators are used to measure the attainment of each of the environmental or social characteristics promoted by this financial product?

Managers have access to portfolio monitoring tools, providing climate and ESG indicators, such as the carbon footprint or temperature of the portfolio, exposure to the various United Nations Sustainable Development Goals (SDGs), as well as the environmental and social ratings of investments. Our tools provide a consolidated view of the portfolio as well as an issuer-by-issuer analysis. Our ESG analyses, whether internal or from external providers, also assign scores to each of the environmental and social themes promoted by the Fund and available to managers.

In terms of the SRI label, the impact report mentions two ESG KPIs where we aim to outperform the benchmark.

● What are the objectives of the sustainable investments that the financial product partially intends to make and how does the sustainable investment contribute to such objectives?

Currently, the Sub-fund does not aim to make investments that contribute to environmental objectives focused on mitigating climate change and/or adapting to climate change as defined in the EU Taxonomy.

● How do the sustainable investments that the financial product partially intends to make, not cause significant harm to any environmental or social sustainable investment objective?

It must be ensured that sustainable investments made by the Sub-fund do no significant harm to a sustainable investment objective, in particular:

- through the application of Edmond de Rothschild Asset Management's (France) exclusion policy, which includes controversial weapons, tobacco, thermal coal and non-conventional fossil fuels,
- ensuring that we do not invest in companies that violate the UN Global Compact¹.

Sustainability

indicators assess the extent to which the environmental or social characteristics promoted by the financial product are achieved.

Main negative impacts

correspond to the most significant negative impacts of investment decisions on sustainability factors related to environmental, social and employee issues, respect for human rights and the fight against corruption and bribery.

¹ UN Global Compact: A United Nations initiative launched in 2000 to encourage companies around the world to adopt a socially responsible attitude by committing to implement and promote several principles relating to human rights, international labour standards, the environment and anti-corruption.

How were the indicators for adverse impacts on sustainability factors taken into account?

Adverse impact indicators, and in particular the PAI indicators presented in Table 1 of Annex 1 of the RTS, are taken into account as part of the Fund's investment process, our ESG rating model and are also included in our sustainable investment definition (see the description of the sustainable investment methodology available on the website). They are integrated into the portfolio monitoring tools and checked by the Management team and the Risk Department.

Moreover, and in accordance with the requirements of the SRI label, the worst ESG ratings (20% of the investment universe) are excluded, along with the most serious controversies, thus limiting any negative impact.

How are the sustainable investments aligned with the OECD Guidelines for Multinational Enterprises and the UN Guiding Principles on Business and Human Rights? Details:

Managers select sustainable investments in accordance with the OECD Guidelines for Multinational Enterprises and the UN Guiding Principles on Business and Human Rights by excluding any company that violates the principles of the UN Global Compact.¹

The EU Taxonomy sets out a "do not significant harm" principle by which Taxonomy-aligned investments should not significantly harm EU Taxonomy objectives and is accompanied by specific EU criteria.

The "do no significant harm" principle applies only to those investments underlying the financial product that take into account the Union criteria for environmentally sustainable economic activities. The investments underlying the remaining portion of this financial product do not take into account the EU criteria for environmentally sustainable economic activities.

All other sustainable investments must also do no harm to environmental or social objectives.

**Does this financial product consider principal adverse impacts on sustainability factors?****X**

Yes, the Sub-fund takes into account the principal adverse impacts on sustainability factors by first applying the Edmond de Rothschild Asset Management (France) exclusion policy, particularly concerning thermal coal and controversial weapons. The principal adverse impacts are also taken into account as part of the issuer ESG analysis model, whether this analysis is performed internally or by external providers, and impact the environmental and social scores as well as the overall ESG rating¹.

In accordance with Article 11 of Regulation (EU) 2019/2088, known as the "SFDR", the Sub-fund's periodic reports, which describe the extent to which environmental or social characteristics are respected in particular, are available on the website www.edmond-de-rothschild.com, under "Fund Center".

-

No



What investment strategy does this financial product follow?

The Sub-fund's ESG strategy aims to identify investment opportunities by identifying companies with a positive environmental or social impact and good non-financial performance. It also aims to detect non-financial risks that could materialize from a financial point of view.

For this purpose, the Sub-fund uses an internal ESG rating or an ESG rating from an external rating agency, combined with negative screening based on an exclusion list created by the management company, available on its website.

ESG criteria are taken into account at each stage of the investment process with the definition of an eligible universe (eliminating the bottom quintile of the universe based on ESG ratings) and an ESG analysis for each security, sometimes involving an active dialogue and engagement process.

- ***What are the binding elements of the investment strategy used to select the investments to attain each of the environmental or social characteristics promoted by this financial product?***

At least 90% of portfolio companies receive either an internal ESG rating or a rating supplied by an external rating agency.

Once this process has been applied, the investment universe will be reduced by at least 20% by eliminating the poorest non-financial ratings, in line with a Best-in-Universe approach.

Furthermore, the securities selection process also includes negative screening, which involves excluding companies that contribute to the production of controversial weapons, in

compliance with international agreements in this field, as well as companies exposed to activities related to thermal coal, tobacco and unconventional fossil fuels, in accordance with the Edmond de Rothschild Asset Management (France) exclusion policy available on its website. This negative screening helps to mitigate sustainability risk.

- ***What is the committed minimum rate to reduce the scope of the investments considered prior to the application of that investment strategy?***

The Sub-fund undertakes to reduce the scope of the investments considered prior to the application of that investment strategy by a minimum rate of 20%.

- ***What is the policy to assess good governance practices of the investee companies?***

Good governance practices are assessed through a comprehensive analysis of the governance pillar as part of the issuer's ESG analysis as well as through the consideration of controversies affecting the issuer. A minimum governance score, provided by our internal ESG analysis or the ESG analysis from an external provider, is applied to the Sub-fund's sustainable investments.

The **investment strategy** guides investment decisions based on factors such as investment objectives and risk tolerance.

Good governance practices include sound management structures, employee relations, remuneration of staff and tax compliance.



What is the expected asset allocation for this financial product?

Asset allocation

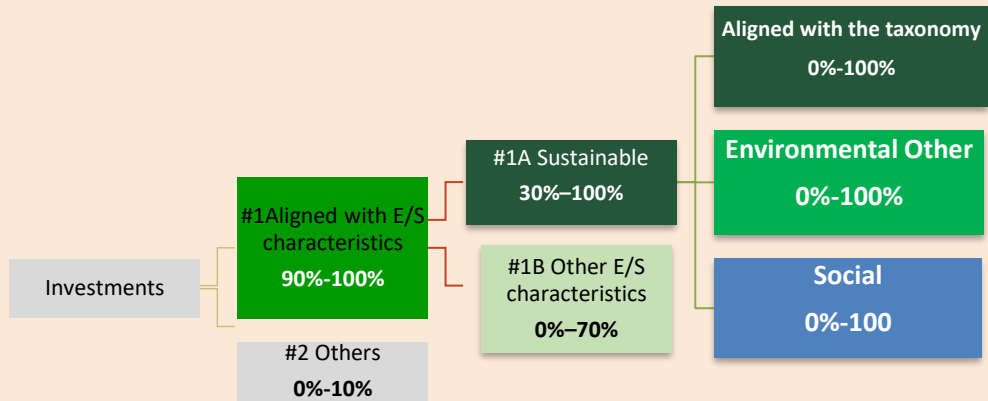
describes the share of investments in specific assets.

Taxonomy-aligned activities are expressed as a share of:

- **Turnover** to reflect the proportion of revenue generated by the green activities of investee companies;

- **Capital Expenditure** (CapEx) to highlight the investments made by investee companies, in the transition to a green economy for instance;

- **Operating Expenditure** (OpEx) to reflect the green operational activities of investee companies.



Category **#1 Aligned with E/S Characteristics** includes financial product investments used to achieve the environmental or social characteristics promoted by the financial product.

Category **#2 “Others”** includes the remaining investments in the financial product that are neither aligned with environmental or social characteristics nor considered sustainable investments. This includes investments for hedging purposes and cash held as ancillary liquidity.

Category **#1 Aligned with E/S Features** includes:

- subcategory **#1A Sustainable** covering sustainable investments with environmental or social objectives;
- subcategory **#1B Other E/S characteristics** covering investments aligned with environmental or social characteristics that are not considered sustainable investments.

● **How does the use of derivatives attain the environmental or social characteristics promoted by the financial product?**

Single Name derivatives with long exposure only (including options, futures, CDS, CFDs, etc.) are taken into account as part of the proprietary ESG analysis methodologies and the calculation of the fund’s sustainable investment portion according to the SFDR regulation. Exposure and hedging effects on the same underlying instrument from single-name derivatives are netted.



To what minimum extent are sustainable investments with an environmental objective aligned with the EU taxonomy?

In order to comply with the EU Taxonomy, the criteria for **fossil fuels** include emission limits and the switch to renewable electricity or low-carbon fuels by the end of 2035. As regards **nuclear energy**, the criteria include comprehensive rules on nuclear safety and waste management.

Enabling activities directly enable other activities to make a substantial contribution to an environmental objective

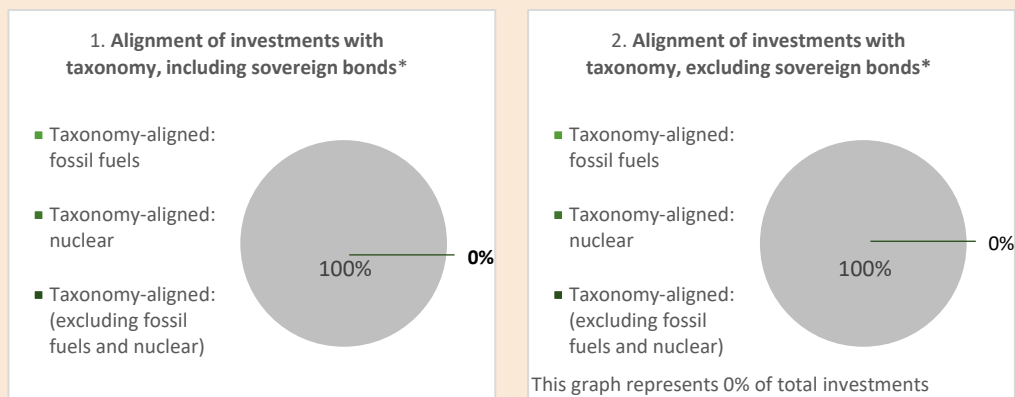
Transitional activities are those for which low-carbon alternatives do not yet exist and, among other things, whose greenhouse gas emission levels are on a par with the best achievable performance.

- **Has the financial product invested in EU Taxonomy-compliant fossil fuels and/or nuclear energy activities? ²**

Yes
 In fossil fuels In nuclear energy
 No

Given the current level of non-financial information provided by companies, we are not able at this stage to accurately identify and convey the underlying investments inherent in fossil fuels and/or nuclear energy activities in accordance with the EU Taxonomy.

The two graphs below show in green the minimum percentage of investments aligned with the EU taxonomy. As there is no appropriate methodology to determine the taxonomy-alignment of sovereign bonds, the first graph shows the Taxonomy alignment in relation to all the investments of the financial product including sovereign bonds, while the second graph shows the Taxonomy alignment only in relation to the investments of the financial product other than sovereign bonds.*



*** For the purposes of these charts, "sovereign bonds" include all sovereign exposures.**

- **What is the minimum share of investments in transitional and enabling activities?**
Not applicable.

² Fossil fuels and/or nuclear activities will only comply with the EU Taxonomy if they contribute to climate change mitigation and do no harm to any objective of the EU Taxonomy - see explanatory note in the left margin. All the criteria applicable to economic activities in the fossil fuel and nuclear energy sectors that comply with the EU Taxonomy are set out in Commission Delegated Regulation (EU) 2022/1214.



The symbol represents sustainable investments with an environmental objective that **do not take into account the criteria** for environmentally sustainable economic activities under the EU taxonomy.



What is the minimum share of sustainable investments with an environmental objective that are not aligned with the EU taxonomy?

Not applicable



What is the minimum share of socially sustainable investments?

Not applicable



What investments are included under “#2 Other”, what is their purpose and are there any minimum environmental or social safeguards?

The category “#2 Others” includes investments for hedging purposes and cash held as ancillary liquidity.



Is a specific index designated as a reference benchmark to determine whether this financial product is aligned with the environmental and/or social characteristics that it promotes?

No benchmark has been designated for the purposes of achieving the environmental or social characteristics promoted by the Sub-fund.

Benchmarks are indices used to measure whether or not a financial product achieves the environmental or social characteristics it promotes.

● ***How is the reference benchmark continuously aligned with each of the environmental or social characteristics promoted by the financial product?***

Not applicable

● ***How is the alignment of the investment strategy with the methodology of the index ensured on a continuous basis?***

Not applicable

● ***How does the designated index differ from a relevant broad market index?***

Not applicable

● ***Where can the methodology used for the calculation of the designated index be found?***

Not applicable



Where can I find more product specific information online?

More product-specific information can be found on the website:

<https://www.edmond-de-rothschild.com/fr/asset-management/sustainability-in-action>

<https://funds.edram.com/funds-list>

APPENDIX II

Template pre-contractual disclosure for the financial products referred to in Article 8 (1), (2) and (2a) of Regulation (EU) 2019/2088 and in the first paragraph of Article 6 of Regulation (EU) 2020/852

Sustainable investment is defined as an investment in an economic activity that contributes to an environmental or social objective, provided that it does not cause significant harm to either of these objectives and that the investee companies apply good governance practices.

The **EU Taxonomy** is a classification system laid down in Regulation (EU) 2020/852 establishing a list of **environmentally sustainable economic activities**. This regulation does not list socially sustainable economic activities. Sustainable investments with an environmental objective might be aligned with the Taxonomy or not.

Product name: EdR SICAV - Euro Sustainable Equity

Legal entity identifier: 969500S4E6MQLFLW250

Environmental and/or social characteristics

Does this financial product have a sustainable investment objective?

Yes

No

It will make a minimum of **sustainable investments with an environmental objective**: ___ %

in economic activities that qualify as environmentally sustainable under the EU Taxonomy

in economic activities that do not qualify as environmentally sustainable under the EU Taxonomy

It will make a minimum of **sustainable investments with a social objective**: ___ %

It **promotes Environmental/Social (E/S) characteristics** and while it does not have as its objective a sustainable investment, it will have a minimum proportion of **50%*** of sustainable investments

0% with an environmental objective in economic activities that qualify as environmentally sustainable under the EU Taxonomy

with an environmental objective in economic activities that do not qualify as environmentally sustainable under the EU Taxonomy

0% with a social objective

It promotes E/S characteristics, but **will not make any sustainable investments**

*As a percentage of the net assets of the UCITS

The description of the sustainable investment methodology defined by Edmond de Rothschild Asset Management (France) is available on the website of the management company:

<https://www.edmond-de-rothschild.com/SiteCollectionDocuments/Responsible-investment/OUR%20ENGAGEMENT/FR/EdRAM-Definition-et-methodologie-Investissement-durable.pdf>



Sustainability

indicators assess the extent to which the environmental or social characteristics promoted by the financial product are achieved.

Main negative impacts

correspond to the most significant negative impacts of investment decisions on sustainability factors related to environmental, social and employee issues, respect for human rights and the fight against corruption and bribery.

What environmental and/or social characteristics are promoted by this financial product?

The Sub-fund promotes environmental and social characteristics identified with our ESG (Environmental, Social and Governance) analysis model, such as, in particular:

- Environment: environmental management strategy, energy consumption, greenhouse gas emissions, water, waste, pollution, green impact
- Social: job quality, human resources management, social impact, stakeholder relations, health and safety.

In particular, the Sub-fund seeks alignment with the United Nations Sustainable Development Goal on climate action (SDG 13).

No benchmark has been designated for the purposes of achieving the environmental or social characteristics promoted by the Sub-fund.

● **What sustainability indicators are used to measure the attainment of each of the environmental or social characteristics promoted by this financial product?**

Managers have access to portfolio monitoring tools, providing climate and ESG indicators, such as the carbon footprint or temperature of the portfolio, exposure to the various United Nations Sustainable Development Goals (SDGs), as well as the environmental and social ratings of investments. Our tools provide a consolidated view of the portfolio as well as an issuer-by-issuer analysis. Our ESG analyses, whether internal or from external providers, also assign scores to each of the environmental and social themes promoted by the Fund and available to managers.

In terms of the SRI label, the impact report mentions two ESG KPIs where we aim to outperform the benchmark.

● **What are the objectives of the sustainable investments that the financial product partially intends to make and how does the sustainable investment contribute to such objectives?**

Currently, the Sub-fund does not aim to make investments that contribute to environmental objectives focused on mitigating climate change and/or adapting to climate change as defined in the EU Taxonomy.

● **How do the sustainable investments that the financial product partially intends to make, not cause significant harm to any environmental or social sustainable investment objective?**

It must be ensured that sustainable investments made by the Sub-fund do no significant harm to a sustainable investment objective, in particular:

- through the application of Edmond de Rothschild Asset Management's (France) exclusion policy, which includes controversial weapons, tobacco, thermal coal and non-conventional fossil fuels,
- ensuring that we do not invest in companies that violate the UN Global Compact¹.

¹ UN Global Compact: A United Nations initiative launched in 2000 to encourage companies around the world to adopt a socially responsible attitude by committing to implement and promote several principles relating to human rights, international labour standards, the environment and anti-corruption.

How were the indicators for adverse impacts on sustainability factors taken into account?

Adverse impact indicators, and in particular the PAI indicators presented in Table 1 of Annex 1 of the RTS, are taken into account as part of the Fund's investment process, our ESG rating model and are also included in our sustainable investment definition (see the description of the sustainable investment methodology available on the website). They are integrated into the portfolio monitoring tools and checked by the Management team and the Risk Department.

Moreover, and in accordance with the requirements of the SRI label, the worst ESG ratings (20% of the investment universe) are excluded, along with the most serious controversies, thus limiting any negative impact.

How are the sustainable investments aligned with the OECD Guidelines for Multinational Enterprises and the UN Guiding Principles on Business and Human Rights? Details:

Managers select sustainable investments in accordance with the OECD Guidelines for Multinational Enterprises and the UN Guiding Principles on Business and Human Rights by excluding any company that violates the principles of the UN Global Compact.

The EU Taxonomy sets out a "do not significant harm" principle by which Taxonomy-aligned investments should not significantly harm EU Taxonomy objectives and is accompanied by specific EU criteria.

The "do no significant harm" principle applies only to those investments underlying the financial product that take into account the Union criteria for environmentally sustainable economic activities. The investments underlying the remaining portion of this financial product do not take into account the EU criteria for environmentally sustainable economic activities.

All other sustainable investments must also do no harm to environmental or social objectives.

**Does this financial product consider principal adverse impacts on sustainability factors?**

Yes, the Sub-fund takes into account the principal adverse impacts on sustainability factors by first applying the Edmond de Rothschild Asset Management (France) exclusion policy, particularly concerning thermal coal and controversial weapons. The principal adverse impacts are also taken into account as part of the issuer ESG analysis model, whether this analysis is performed internally or by external providers, and impact the environmental and social scores as well as the overall ESG rating.

In accordance with Article 11 of Regulation (EU) 2019/2088, known as the "SFDR", the Sub-fund's periodic reports, which describe the extent to which environmental or social characteristics are respected in particular, are available on the website www.edmond-de-rothschild.com, under "Fund Center".

No



What investment strategy does this financial product follow?

The Sub-fund's ESG strategy aims to identify investment opportunities by identifying companies with a positive environmental or social impact and good non-financial performance. It also aims to detect non-financial risks that could materialize from a financial point of view.

For this purpose, the Sub-fund uses an internal ESG rating or an ESG rating from an external rating agency, combined with negative screening based on an exclusion list created by the management company, available on its website.

ESG criteria are taken into account at each stage of the investment process with the definition of an eligible universe (eliminating the bottom quintile of the universe based on ESG ratings) and an ESG analysis for each security, sometimes involving an active dialogue and engagement process.

- ***What are the binding elements of the investment strategy used to select the investments to attain each of the environmental or social characteristics promoted by this financial product?***

At least 90% of portfolio companies receive either an internal ESG rating or a rating supplied by an external rating agency.

Once this process has been applied, the investment universe will be reduced by at least 20% by eliminating the poorest non-financial ratings, in line with a Best-in-Universe approach.

Furthermore, the securities selection process also includes negative screening, which involves excluding companies that contribute to the production of controversial weapons, in compliance with international agreements in this field, as well as companies exposed to activities related to thermal coal, tobacco and unconventional fossil fuels, in accordance with the Edmond de Rothschild Asset Management (France) exclusion policy available on its website. This negative screening helps to mitigate sustainability risk.

- ***What is the committed minimum rate to reduce the scope of the investments considered prior to the application of that investment strategy?***

The Sub-fund undertakes to reduce the scope of the investments considered prior to the application of that investment strategy by a minimum rate of 20%.

- ***What is the policy to assess good governance practices of the investee companies?***

Good governance practices are assessed through a comprehensive analysis of the governance pillar as part of the issuer's ESG analysis as well as through the consideration of controversies affecting the issuer. A minimum governance score, provided by our internal ESG analysis or the ESG analysis from an external provider, is applied to the Sub-fund's sustainable investments.

The investment

strategy guides investment decisions based on factors such as investment objectives and risk tolerance.

Good governance

practices include sound management structures, employee relations, remuneration of staff and tax compliance.



What is the expected asset allocation for this financial product?

Asset allocation


describes the share of investments in specific assets.

Taxonomy-aligned activities are expressed as a share of:

- **Turnover** to reflect the proportion of revenue generated by the green activities of investee companies;

- **Capital Expenditure** (CapEx) to highlight the investments made by investee companies, in the transition to a green economy for instance;

- **Operating Expenditure** (OpEx) to reflect the green operational activities of investee companies.



Category **#1 Aligned with E/S Characteristics** includes financial product investments used to achieve the environmental or social characteristics promoted by the financial product.

Category #2 “Others” includes the remaining investments in the financial product that are neither aligned with environmental or social characteristics nor considered sustainable investments. This includes investments for hedging purposes and cash held as ancillary liquidity.

Category **#1 Aligned with E/S Features** includes:

- subcategory **#1A Sustainable** covering sustainable investments with environmental or social objectives;
- subcategory **#1B Other E/S characteristics** covering investments aligned with environmental or social characteristics that are not considered sustainable investments.

● **How does the use of derivatives attain the environmental or social characteristics promoted by the financial product?**

Single Name derivatives with long exposure only (including options, futures, CDS, CFDs, etc.) are taken into account as part of the proprietary ESG analysis methodologies and the calculation of the fund’s sustainable investment portion according to the SFDR regulation. Exposure and hedging effects on the same underlying instrument from single-name derivatives are netted.



To what minimum extent are sustainable investments with an environmental objective aligned with the EU taxonomy?

- **Has the financial product invested in EU Taxonomy-compliant fossil fuels and/or nuclear energy activities? ²**

Yes

In fossil fuels

In nuclear energy

No

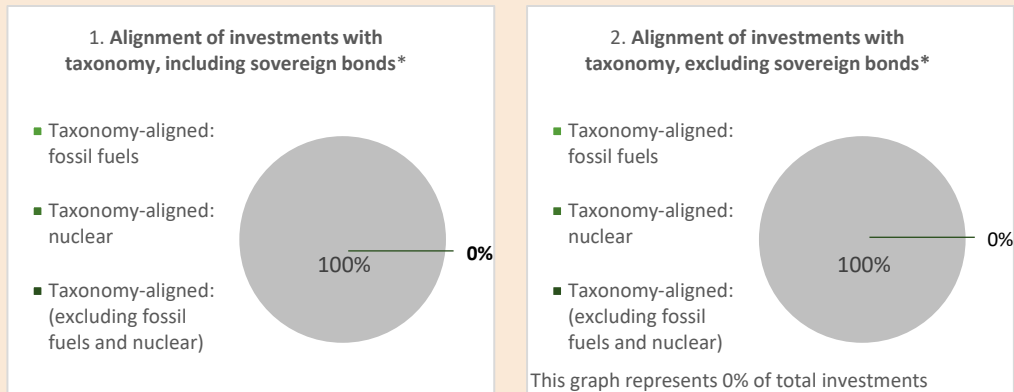
Given the current level of non-financial information provided by companies, we are not able at this stage to accurately identify and convey the underlying investments inherent in fossil fuels and/or nuclear energy activities in accordance with the EU Taxonomy.

In order to comply with the EU Taxonomy, the criteria for **fossil fuels** include emission limits and the switch to renewable electricity or low-carbon fuels by the end of 2035. As regards **nuclear energy**, the criteria include comprehensive rules on nuclear safety and waste management.

Enabling activities directly enable other activities to make a substantial contribution to an environmental objective

Transitional activities are those for which low-carbon alternatives do not yet exist and, among other things, whose greenhouse gas emission levels are on a par with the best achievable performance.

The two graphs below show in green the minimum percentage of investments aligned with the EU taxonomy. As there is no appropriate methodology to determine the taxonomy-alignment of sovereign bonds*, the first graph shows the Taxonomy alignment in relation to all the investments of the financial product including sovereign bonds, while the second graph shows the Taxonomy alignment only in relation to the investments of the financial product other than sovereign bonds.



*** For the purposes of these charts, "sovereign bonds" include all sovereign exposures.**

- **What is the minimum share of investments in transitional and enabling activities?**
Not applicable.

² Fossil fuels and/or nuclear activities will only comply with the EU Taxonomy if they contribute to climate change mitigation and do no harm to any objective of the EU Taxonomy - see explanatory note in the left margin. All the criteria applicable to economic activities in the fossil fuel and nuclear energy sectors that comply with the EU Taxonomy are set out in Commission Delegated Regulation (EU) 2022/1214.



The symbol represents sustainable investments with an environmental objective that **do not take into account the criteria** for environmentally sustainable economic activities under the EU taxonomy.



What is the minimum share of sustainable investments with an environmental objective that are not aligned with the EU taxonomy?

The minimum share of sustainable investments with an environmental objective that are not aligned with the Taxonomy is: **50%**



What is the minimum share of socially sustainable investments?

Not applicable



What investments are included under “#2 Other”, what is their purpose and are there any minimum environmental or social safeguards?

The category “#2 Others” includes investments for hedging purposes and cash held as ancillary liquidity.



Is a specific index designated as a reference benchmark to determine whether this financial product is aligned with the environmental and/or social characteristics that it promotes?

No benchmark has been designated for the purposes of achieving the environmental or social characteristics promoted by the Sub-fund.

- ***How is the reference benchmark continuously aligned with each of the environmental or social characteristics promoted by the financial product?***

Not applicable

- ***How is the alignment of the investment strategy with the methodology of the index ensured on a continuous basis?***

Not applicable

- ***How does the designated index differ from a relevant broad market index?***

Not applicable

- ***Where can the methodology used for the calculation of the designated index be found?***

Not applicable



Where can I find more product specific information online?

More product-specific information can be found on the website:

<https://www.edmond-de-rothschild.com/fr/asset-management/sustainability-in-action>

<https://funds.edram.com/funds-list>

APPENDIX II

Template pre-contractual disclosure for the financial products referred to in Article 8 (1), (2) and (2a) of Regulation (EU) 2019/2088 and in the first paragraph of Article 6 of Regulation (EU) 2020/852

Product name: EdR SICAV - Financial Bonds
Legal entity identifier: 969500GDQRCRMBAX4847

Environmental and/or social characteristics

Does this financial product have a sustainable investment objective?

Yes **No**

It will make a minimum of **sustainable investments with an environmental objective**: ___ %

in economic activities that qualify as environmentally sustainable under the EU Taxonomy

in economic activities that do not qualify as environmentally sustainable under the EU Taxonomy

It will make a minimum of **sustainable investments with a social objective**: ___ %

It **promotes Environmental/Social (E/S) characteristics** and while it does not have as its objective a sustainable investment, it will have a minimum proportion of **20%*** of sustainable investments

with an environmental objective in economic activities that qualify as environmentally sustainable under the EU Taxonomy

with an environmental objective in economic activities that do not qualify as environmentally sustainable under the EU Taxonomy

with a social objective

It promotes E/S characteristics, but **will not make any sustainable investments**

*As a percentage of the net assets of the UCITS

The description of the sustainable investment methodology defined by Edmond de Rothschild Asset Management (France) is available on the website of the management company: <https://www.edmond-de-rothschild.com/SiteCollectionDocuments/Responsible-investment/OUR%20ENGAGEMENT/FR/EdRAM-Definition-et-methodologie-Investissement-durable.pdf>

Sustainable investment is defined as an investment in an economic activity that contributes to an environmental or social objective, provided that it does not cause significant harm to either of these objectives and that the investee companies apply good governance practices.

The **EU Taxonomy** is a classification system laid down in Regulation (EU) 2020/852 establishing a list of **environmentally sustainable economic activities**. This regulation does not list socially sustainable economic activities. Sustainable investments with an environmental objective might be aligned with the Taxonomy or not.



What environmental and/or social characteristics are promoted by this financial product?

The Sub-fund promotes environmental and social characteristics identified with our ESG (Environmental, Social and Governance) analysis model, such as, in particular:

- Environment: environmental management strategy, energy consumption, greenhouse gas emissions, water, waste, pollution, green impact
- Social: job quality, human resources management, social impact, stakeholder relations, health and safety.

No benchmark has been designated for the purposes of achieving the environmental or social characteristics promoted by the Sub-fund.

Sustainability indicators assess the extent to which the environmental or social characteristics promoted by the financial product are achieved.

What sustainability indicators are used to measure the attainment of each of the environmental or social characteristics promoted by this financial product?

Managers have access to portfolio monitoring tools, providing climate and ESG indicators, such as the carbon footprint or temperature of the portfolio, exposure to the various United Nations Sustainable Development Goals (SDGs), as well as the environmental and social ratings of investments. Our tools provide a consolidated view of the portfolio as well as an issuer-by-issuer analysis. Our ESG analyses, whether internal or from external providers, also assign scores to each of the environmental and social themes promoted by the Fund and available to managers.

What are the objectives of the sustainable investments that the financial product partially intends to make and how does the sustainable investment contribute to such objectives?

Currently, the Sub-fund does not aim to make investments that contribute to environmental objectives focused on mitigating climate change and/or adapting to climate change as defined in the EU Taxonomy.

How do the sustainable investments that the financial product partially intends to make, not cause significant harm to any environmental or social sustainable investment objective?

It must be ensured that sustainable investments made by the Sub-fund do no significant harm to a sustainable investment objective, in particular:

- through the application of Edmond de Rothschild Asset Management's (France) exclusion policy, which includes controversial weapons, tobacco, thermal coal and non-conventional fossil fuels,
- ensuring that we do not invest in companies that violate the UN Global Compact¹.

Main negative impacts correspond to the most significant negative impacts of investment decisions on sustainability factors related to environmental, social and employee issues, respect for human rights and the fight against corruption and bribery.

¹ UN Global Compact : A United Nations initiative launched in 2000 to encourage companies around the world to adopt a socially responsible attitude by committing to implement and promote several principles relating to human rights, international labour standards, the environment and anti-corruption.

How were the indicators for adverse impacts on sustainability factors taken into account?

Adverse impact indicators, and in particular the PAI indicators presented in Table 1 of Annex 1 of the RTS, are taken into account as part of the Fund's investment process, our ESG rating model and are also included in our sustainable investment definition (see the description of the sustainable investment methodology available on the website). They are integrated into the portfolio monitoring tools and checked by the Management team and the Risk Department.

How are the sustainable investments aligned with the OECD Guidelines for Multinational Enterprises and the UN Guiding Principles on Business and Human Rights? Details:

Managers select sustainable investments in accordance with the OECD Guidelines for Multinational Enterprises and the UN Guiding Principles on Business and Human Rights by excluding any company that violates the principles of the UN Global Compact.

The EU Taxonomy sets out a "do not significant harm" principle by which Taxonomy-aligned investments should not significantly harm EU Taxonomy objectives and is accompanied by specific EU criteria.

The "do no significant harm" principle applies only to those investments underlying the financial product that take into account the Union criteria for environmentally sustainable economic activities. The investments underlying the remaining portion of this financial product do not take into account the EU criteria for environmentally sustainable economic activities.

All other sustainable investments must also do no harm to environmental or social objectives.

**Does this financial product consider principal adverse impacts on sustainability factors?****X**

Yes, the Sub-fund takes into account the principal adverse impacts on sustainability factors by first applying the Edmond de Rothschild Asset Management (France) exclusion policy, particularly concerning thermal coal and controversial weapons. The principal adverse impacts are also taken into account as part of the issuer ESG analysis model, whether this analysis is performed internally or by external providers, and impact the environmental and social scores as well as the overall ESG rating.

In accordance with Article 11 of Regulation (EU) 2019/2088, known as the "SFDR", the Sub-fund's periodic reports, which describe the extent to which environmental or social characteristics are respected in particular, are available on the website www.edmond-de-rothschild.com, under "Fund Center".

-

No



The **investment strategy** guides investment decisions based on factors such as investment objectives and risk tolerance.

What investment strategy does this financial product follow?

The Sub-fund's ESG strategy aims to identify investment opportunities by identifying companies with a positive environmental or social impact and good non-financial performance. It also aims to detect non-financial risks that could materialize from a financial point of view.

For this purpose, the Sub-fund uses an internal ESG rating or an ESG rating from an external rating agency, combined with negative screening based on an exclusion list created by the management company, available on its website.

What are the binding elements of the investment strategy used to select the investments to attain each of the environmental or social characteristics promoted by this financial product?

At least 90% of debt securities and money market instruments benefiting from an Investment Grade credit assessment and 75% of debt securities and money market instruments benefiting from a High Yield credit assessment have an ESG rating within the portfolio. This is either a proprietary ESG rating or a rating provided by an external non-financial data agency. At the end of this process, the Sub-fund will have an ESG rating that is higher than that of its investment universe, as specified in its prospectus.

Furthermore, the securities selection process also includes negative screening, which involves excluding companies that contribute to the production of controversial weapons, in compliance with international agreements in this field, as well as companies exposed to activities related to thermal coal, tobacco and unconventional fossil fuels, in accordance with the Edmond de Rothschild Asset Management (France) exclusion policy available on its website. This negative screening helps to mitigate sustainability risk.

What is the committed minimum rate to reduce the scope of the investments considered prior to the application of that investment strategy?

The Sub-fund does not undertake to respect a committed minimum rate to reduce the scope of the investments considered prior to the application of the investment strategy.

What is the policy to assess good governance practices of the investee companies?

Good governance practices are assessed through a comprehensive analysis of the governance pillar as part of the issuer's ESG analysis as well as through the consideration of controversies affecting the issuer. A minimum governance score, provided by our internal ESG analysis or the ESG analysis from an external provider, is applied to the Sub-fund's sustainable investments.

Good governance practices include sound management structures, employee relations, remuneration of staff and tax compliance.



What is the expected asset allocation for this financial product?

Asset allocation

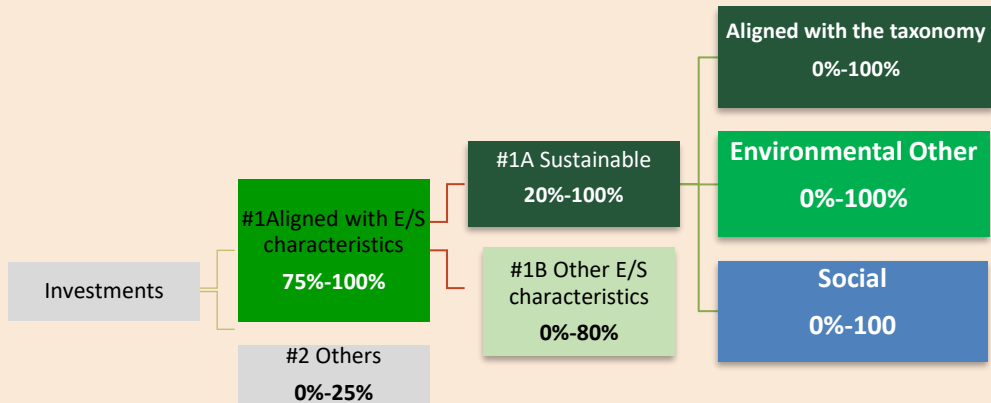
describes the share of investments in specific assets.

Taxonomy-aligned activities are expressed as a share of:

- **Turnover** to reflect the proportion of revenue generated by the green activities of investee companies;

- **Capital Expenditure** (CapEx) to highlight the investments made by investee companies, in the transition to a green economy for instance;

- **Operating Expenditure** (OpEx) to reflect the green operational activities of investee companies.



Category **#1 Aligned with E/S Characteristics** includes financial product investments used to achieve the environmental or social characteristics promoted by the financial product.

Category **#2 “Others”** includes the remaining investments in the financial product that are neither aligned with environmental or social characteristics nor considered sustainable investments. This includes investments for hedging purposes and cash held as ancillary liquidity.

Category **#1 Aligned with E/S Features** includes:

- subcategory **#1A Sustainable** covering sustainable investments with environmental or social objectives;
- subcategory **#1B Other E/S characteristics** covering investments aligned with environmental or social characteristics that are not considered sustainable investments.

How does the use of derivatives attain the environmental or social characteristics promoted by the financial product?

Single Name derivatives with long exposure only (including options, futures, CDS, CFDs, etc.) are taken into account as part of the proprietary ESG analysis methodologies and the calculation of the fund’s sustainable investment portion according to the SFDR regulation. Exposure and hedging effects on the same underlying instrument from single-name derivatives are netted.



To what minimum extent are sustainable investments with an environmental objective aligned with the EU taxonomy?

- Has the financial product invested in EU Taxonomy-compliant fossil fuels and/or nuclear energy activities? ²

Yes

In fossil fuels

In nuclear energy

No


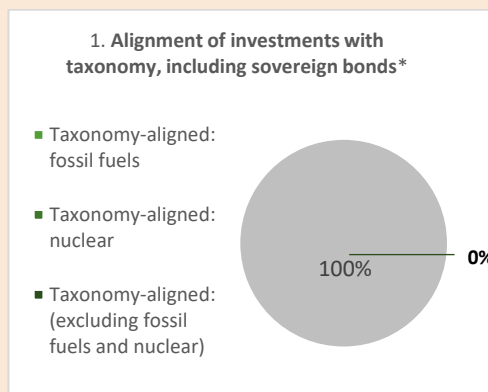
Given the current level of non-financial information provided by companies, we are not able at this stage to accurately identify and convey the underlying investments inherent in fossil fuels and/or nuclear energy activities in accordance with the EU Taxonomy.

In order to comply with the EU Taxonomy, the criteria for **fossil fuels** include emission limits and the switch to renewable electricity or low-carbon fuels by the end of 2035. As regards **nuclear energy**, the criteria include comprehensive rules on nuclear safety and waste management.

Enabling activities directly enable other activities to make a substantial contribution to an environmental objective

Transitional activities are those for which low-carbon alternatives do not yet exist and, among other things, whose greenhouse gas emission levels are on a par with the best achievable performance.

The two graphs below show in green the minimum percentage of investments aligned with the EU taxonomy. As there is no appropriate methodology to determine the taxonomy-alignment of sovereign bonds, the first graph shows the Taxonomy alignment in relation to all the investments of the financial product including sovereign bonds, while the second graph shows the Taxonomy alignment only in relation to the investments of the financial product other than sovereign bonds.*



* For the purposes of these charts, "sovereign bonds" include all sovereign exposures.

- What is the minimum share of investments in transitional and enabling activities?

Not applicable.

² Fossil fuels and/or nuclear activities will only comply with the EU Taxonomy if they contribute to climate change mitigation and do no harm to any objective of the EU Taxonomy - see explanatory note in the left margin. All the criteria applicable to economic activities in the fossil fuel and nuclear energy sectors that comply with the EU Taxonomy are set out in Commission Delegated Regulation (EU) 2022/1214.



The symbol represents sustainable investments with an environmental objective that **do not take into account the criteria** for environmentally sustainable economic activities under the EU taxonomy.



What is the minimum share of sustainable investments with an environmental objective that are not aligned with the EU taxonomy?

Not applicable



What is the minimum share of socially sustainable investments?

Not applicable



What investments are included under “#2 Other”, what is their purpose and are there any minimum environmental or social safeguards?

The category “#2 Others” includes investments for hedging purposes and cash held as ancillary liquidity.



Is a specific index designated as a reference benchmark to determine whether this financial product is aligned with the environmental and/or social characteristics that it promotes?

No benchmark has been designated for the purposes of achieving the environmental or social characteristics promoted by the Sub-fund.

- ***How is the reference benchmark continuously aligned with each of the environmental or social characteristics promoted by the financial product?***

Not applicable

- ***How is the alignment of the investment strategy with the methodology of the index ensured on a continuous basis?***

Not applicable

- ***How does the designated index differ from a relevant broad market index?***

Not applicable

- ***Where can the methodology used for the calculation of the designated index be found?***

Not applicable



Where can I find more product specific information online?

More product-specific information can be found on the website:

<https://www.edmond-de-rothschild.com/fr/asset-management/sustainability-in-action>

<https://funds.edram.com/funds-list>

APPENDIX II

Template pre-contractual disclosure for the financial products referred to in Article 8 (1), (2) and (2a) of Regulation (EU) 2019/2088 and in the first paragraph of Article 6 of Regulation (EU) 2020/852

Product name: EdR SICAV - Tricolore Convictions
 Legal entity identifier: 969500VUNBGWZ3Z6SC85

Environmental and/or social characteristics

Does this financial product have a sustainable investment objective?

Yes

X No

It will make a minimum of **sustainable investments with an environmental objective**: ___ %

in economic activities that qualify as environmentally sustainable under the EU Taxonomy

in economic activities that do not qualify as environmentally sustainable under the EU Taxonomy

It will make a minimum of **sustainable investments with a social objective**: ___%

X It **promotes Environmental/Social (E/S) characteristics** and while it does not have as its objective a sustainable investment, it will have a minimum proportion of **30%*** of sustainable investments

0% with an environmental objective in economic activities that qualify as environmentally sustainable under the EU Taxonomy

0% with an environmental objective in economic activities that do not qualify as environmentally sustainable under the EU Taxonomy

0% with a social objective

It promotes E/S characteristics, but **will not make any sustainable investments**

*As a percentage of the net assets of the UCITS

The description of the sustainable investment methodology defined by Edmond de Rothschild Asset Management (France) is available on the website of the management company: <https://www.edmond-de-rothschild.com/SiteCollectionDocuments/Responsible-investment/OUR%20ENGAGEMENT/FR/EdRAM-Definition-et-methodologie-Investissement-durable.pdf>

Sustainable investment is defined as an investment in an economic activity that contributes to an environmental or social objective, provided that it does not cause significant harm to either of these objectives and that the investee companies apply good governance practices.

The **EU Taxonomy** is a classification system laid down in Regulation (EU) 2020/852 establishing a list of **environmentally sustainable economic activities**. This regulation does not list socially sustainable economic activities. Sustainable investments with an environmental objective might be aligned with the Taxonomy or not.



Sustainability indicators assess the extent to which the environmental or social characteristics promoted by the financial product are achieved.

Main negative impacts correspond to the most significant negative impacts of investment decisions on sustainability factors related to environmental, social and employee issues, respect for human rights and the fight against corruption and bribery.

What environmental and/or social characteristics are promoted by this financial product?

The Sub-fund promotes environmental and social characteristics identified with our ESG (Environmental, Social and Governance) analysis model, such as, in particular:

- Environment: environmental management strategy, energy consumption, greenhouse gas emissions, water, waste, pollution, green impact
- Social: job quality, human resources management, social impact, stakeholder relations, health and safety.

No benchmark has been designated for the purposes of achieving the environmental or social characteristics promoted by the Sub-fund.

● **What sustainability indicators are used to measure the attainment of each of the environmental or social characteristics promoted by this financial product?**

Managers have access to portfolio monitoring tools, providing climate and ESG indicators, such as the carbon footprint or temperature of the portfolio, exposure to the various United Nations Sustainable Development Goals (SDGs), as well as the environmental and social ratings of investments. Our tools provide a consolidated view of the portfolio as well as an issuer-by-issuer analysis. Our ESG analyses, whether internal or from external providers, also assign scores to each of the environmental and social themes promoted by the Fund and available to managers.

In terms of the SRI label, the impact report mentions two ESG KPIs where we aim to outperform the benchmark.

● **What are the objectives of the sustainable investments that the financial product partially intends to make and how does the sustainable investment contribute to such objectives?**

Currently, the Sub-fund does not aim to make investments that contribute to environmental objectives focused on mitigating climate change and/or adapting to climate change as defined in the EU Taxonomy.

● **How do the sustainable investments that the financial product partially intends to make, not cause significant harm to any environmental or social sustainable investment objective?**

It must be ensured that sustainable investments made by the Sub-fund do no significant harm to a sustainable investment objective, in particular:

- through the application of Edmond de Rothschild Asset Management's (France) exclusion policy, which includes controversial weapons, tobacco, thermal coal and non-conventional fossil fuels,
- ensuring that we do not invest in companies that violate the UN Global Compact¹.

¹ UN Global Compact: A United Nations initiative launched in 2000 to encourage companies around the world to adopt a socially responsible attitude by committing to implement and promote several principles relating to human rights, international labour standards, the environment and anti-corruption.

How were the indicators for adverse impacts on sustainability factors taken into account?

Adverse impact indicators, and in particular the PAI indicators presented in Table 1 of Annex 1 of the RTS, are taken into account as part of the Fund's investment process, our ESG rating model and are also included in our sustainable investment definition (see the description of the sustainable investment methodology available on the website). They are integrated into the portfolio monitoring tools and checked by the Management team and the Risk Department.

Moreover, and in accordance with the requirements of the SRI label, the worst ESG ratings (20% of the investment universe) are excluded, along with the most serious controversies, thus limiting any negative impact.

How are the sustainable investments aligned with the OECD Guidelines for Multinational Enterprises and the UN Guiding Principles on Business and Human Rights? Details:

Managers select sustainable investments in accordance with the OECD Guidelines for Multinational Enterprises and the UN Guiding Principles on Business and Human Rights by excluding any company that violates the principles of the UN Global Compact.

The EU Taxonomy sets out a "do not significant harm" principle by which Taxonomy-aligned investments should not significantly harm EU Taxonomy objectives and is accompanied by specific EU criteria.

The "do no significant harm" principle applies only to those investments underlying the financial product that take into account the Union criteria for environmentally sustainable economic activities. The investments underlying the remaining portion of this financial product do not take into account the EU criteria for environmentally sustainable economic activities.

All other sustainable investments must also do no harm to environmental or social objectives.



Does this financial product consider principal adverse impacts on sustainability factors?

X

Yes, the Sub-fund takes into account the principal adverse impacts on sustainability factors by first applying the Edmond de Rothschild Asset Management (France) exclusion policy, particularly concerning thermal coal and controversial weapons. The principal adverse impacts are also taken into account as part of the issuer ESG analysis model, whether this analysis is performed internally or by external providers, and impact the environmental and social scores as well as the overall ESG rating.

In accordance with Article 11 of Regulation (EU) 2019/2088, known as the "SFDR", the Sub-fund's periodic reports, which describe the extent to which environmental or social characteristics are respected in particular, are available on the website www.edmond-de-rothschild.com, under "Fund Center".

-

No



The **investment strategy** guides investment decisions based on factors such as investment objectives and risk tolerance.

What investment strategy does this financial product follow?

The Sub-fund's ESG strategy aims to identify investment opportunities by identifying companies with a positive environmental or social impact and good non-financial performance. It also aims to detect non-financial risks that could materialize from a financial point of view.

For this purpose, the Sub-fund uses an internal ESG rating or an ESG rating from an external rating agency, combined with negative screening based on an exclusion list created by the management company, available on its website.

ESG criteria are taken into account at each stage of the investment process with the definition of an eligible universe (eliminating the bottom quintile of the universe based on ESG ratings) and an ESG analysis for each security, sometimes involving an active dialogue and engagement process.

- ***What are the binding elements of the investment strategy used to select the investments to attain each of the environmental or social characteristics promoted by this financial product?***

At least 90% of portfolio companies receive either an internal ESG rating or a rating supplied by an external rating agency.

Once this process has been applied, the investment universe will be reduced by at least 20% by eliminating the poorest non-financial ratings, in line with a Best-in-Universe approach.

Furthermore, the securities selection process also includes negative screening, which involves excluding companies that contribute to the production of controversial weapons, in compliance with international agreements in this field, as well as companies exposed to activities related to thermal coal, tobacco and unconventional fossil fuels, in accordance with the Edmond de Rothschild Asset Management (France) exclusion policy available on its website. This negative screening helps to mitigate sustainability risk.

- ***What is the committed minimum rate to reduce the scope of the investments considered prior to the application of that investment strategy?***

The Sub-fund undertakes to reduce the scope of the investments considered prior to the application of that investment strategy by a minimum rate of 20%.

- ***What is the policy to assess good governance practices of the investee companies?***

Good governance practices are assessed through a comprehensive analysis of the governance pillar as part of the issuer's ESG analysis as well as through the consideration of controversies affecting the issuer. A minimum governance score, provided by our internal ESG analysis or the ESG analysis from an external provider, is applied to the Sub-fund's sustainable investments.

Good governance

practices include sound management structures, employee relations, remuneration of staff and tax compliance.



What is the expected asset allocation for this financial product?

Asset allocation

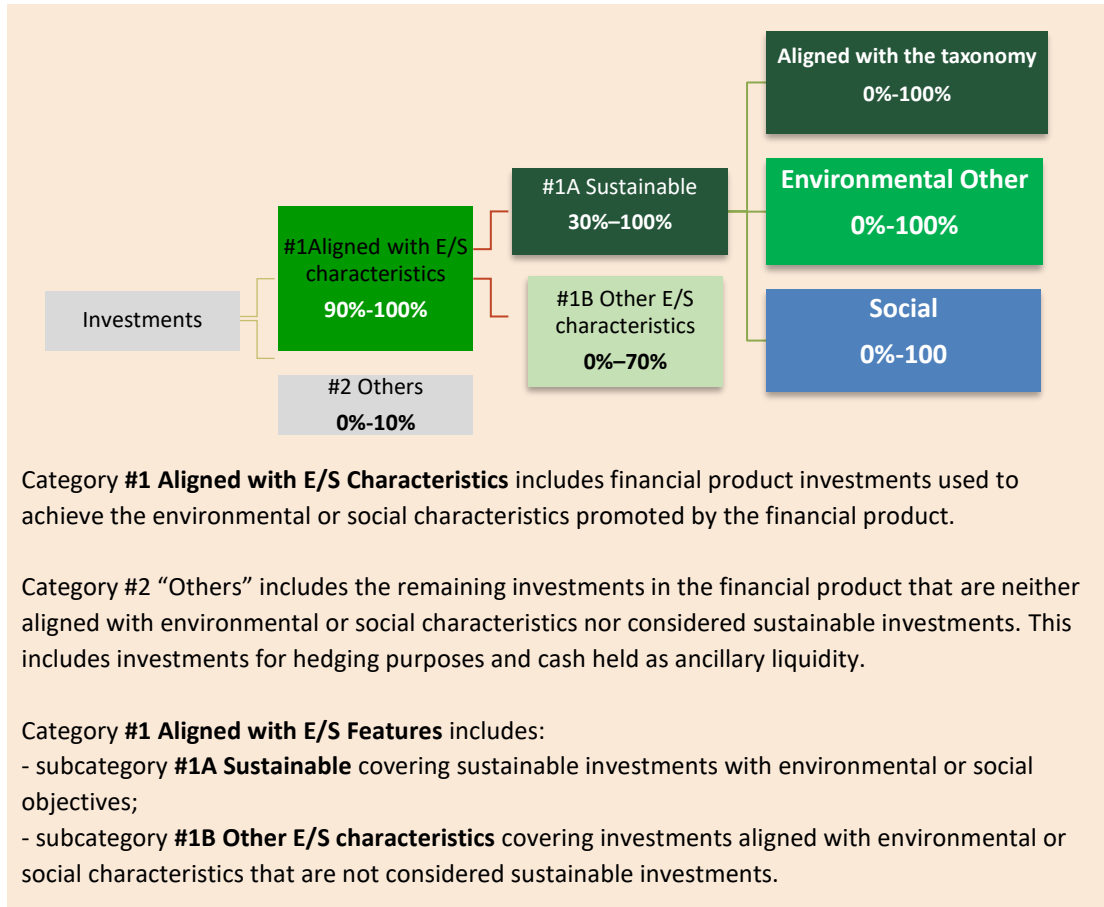
describes the share of investments in specific assets.

Taxonomy-aligned activities are expressed as a share of:

- **Turnover** to reflect the proportion of revenue generated by the green activities of investee companies;

- **Capital Expenditure** (CapEx) to highlight the investments made by investee companies, in the transition to a green economy for instance;

- **Operating Expenditure** (OpEx) to reflect the green operational activities of investee companies.



How does the use of derivatives attain the environmental or social characteristics promoted by the financial product?

Single Name derivatives with long exposure only (including options, futures, CDS, CFDs, etc.) are taken into account as part of the proprietary ESG analysis methodologies and the calculation of the fund’s sustainable investment portion according to the SFDR regulation. Exposure and hedging effects on the same underlying instrument from single-name derivatives are netted.

In order to comply with the EU Taxonomy, the criteria for **fossil fuels** include emission limits and the switch to renewable electricity or low-carbon fuels by the end of 2035. As regards **nuclear energy**, the criteria include comprehensive rules on nuclear safety and waste management.

Enabling activities directly enable other activities to make a substantial contribution to an environmental objective

Transitional activities are those for which low-carbon alternatives do not yet exist and, among other things, whose greenhouse gas emission levels are on a par with the best achievable performance.



To what minimum extent are sustainable investments with an environmental objective aligned with the EU taxonomy?

- **Has the financial product invested in EU Taxonomy-compliant fossil fuels and/or nuclear energy activities? ²**


Yes

In fossil fuels In nuclear energy

No

Given the current level of non-financial information provided by companies, we are not able at this stage to accurately identify and convey the underlying investments inherent in fossil fuels and/or nuclear energy activities in accordance with the EU Taxonomy.

The two graphs below show in green the minimum percentage of investments aligned with the EU taxonomy. As there is no appropriate methodology to determine the taxonomy-alignment of sovereign bonds, the first graph shows the Taxonomy alignment in relation to all the investments of the financial product including sovereign bonds, while the second graph shows the Taxonomy alignment only in relation to the investments of the financial product other than sovereign bonds.*



*** For the purposes of these charts, "sovereign bonds" include all sovereign exposures.**

- **What is the minimum share of investments in transitional and enabling activities?**

Not applicable.

² Fossil fuels and/or nuclear activities will only comply with the EU Taxonomy if they contribute to climate change mitigation and do no harm to any objective of the EU Taxonomy - see explanatory note in the left margin. All the criteria applicable to economic activities in the fossil fuel and nuclear energy sectors that comply with the EU Taxonomy are set out in Commission Delegated Regulation (EU) 2022/1214.



The symbol represents sustainable investments with an environmental objective that **do not take into account the criteria** for environmentally sustainable economic activities under the EU taxonomy.



What is the minimum share of sustainable investments with an environmental objective that are not aligned with the EU taxonomy?

Not applicable



What is the minimum share of socially sustainable investments?

Not applicable



What investments are included under “#2 Other”, what is their purpose and are there any minimum environmental or social safeguards?

The category “#2 Others” includes investments for hedging purposes and cash held as ancillary liquidity.



Is a specific index designated as a reference benchmark to determine whether this financial product is aligned with the environmental and/or social characteristics that it promotes?

No benchmark has been designated for the purposes of achieving the environmental or social characteristics promoted by the Sub-fund.

- ***How is the reference benchmark continuously aligned with each of the environmental or social characteristics promoted by the financial product?***

Not applicable

- ***How is the alignment of the investment strategy with the methodology of the index ensured on a continuous basis?***

Not applicable

- ***How does the designated index differ from a relevant broad market index?***

Not applicable

- ***Where can the methodology used for the calculation of the designated index be found?***

Not applicable

Benchmarks are indices used to measure whether or not a financial product achieves the environmental or social characteristics it promotes.



Where can I find more product specific information online?

More product-specific information can be found on the website:

<https://www.edmond-de-rothschild.com/fr/asset-management/sustainability-in-action>

<https://funds.edram.com/funds-list>

APPENDIX II

Template pre-contractual disclosure for the financial products referred to in Article 8 (1), (2) and (2a) of Regulation (EU) 2019/2088 and in the first paragraph of Article 6 of Regulation (EU) 2020/852

Sustainable investment is defined as an investment in an economic activity that contributes to an environmental or social objective, provided that it does not cause significant harm to either of these objectives and that the investee companies apply good governance practices.

Product name: EdR SICAV - Equity Euro Solve
Legal entity identifier: 9695000FAL93YM00DA26

Environmental and/or social characteristics

Does this financial product have a sustainable investment objective?

Yes

No

It will make a minimum of **sustainable investments with an environmental objective**: ___ %

in economic activities that qualify as environmentally sustainable under the EU Taxonomy

in economic activities that do not qualify as environmentally sustainable under the EU Taxonomy

It will make a minimum of **sustainable investments with a social objective**: ___%

It **promotes Environmental/Social (E/S) characteristics** and while it does not have as its objective a sustainable investment, it will have a minimum proportion of 40%* of sustainable investments

0% with an environmental objective in economic activities that qualify as environmentally sustainable under the EU Taxonomy

0% with an environmental objective in economic activities that do not qualify as environmentally sustainable under the EU Taxonomy

0% with a social objective

It promotes E/S characteristics, but **will not make any sustainable investments**

*As a percentage of the net assets of the UCITS

The description of the sustainable investment methodology defined by Edmond de Rothschild Asset Management (France) is available on the website of the management company:

<https://www.edmond-de-rothschild.com/SiteCollectionDocuments/Responsible-investment/OUR%20ENGAGEMENT/FR/EdRAM-Definition-et-methodologie-Investissement-durable.pdf>

The **EU Taxonomy** is a classification system laid down in Regulation (EU) 2020/852 establishing a list of **environmentally sustainable economic activities**. This regulation does not list socially sustainable economic activities. Sustainable investments with an environmental objective might be aligned with the Taxonomy or not.



Sustainability indicators assess the extent to which the environmental or social characteristics promoted by the financial product are achieved.

Main negative impacts correspond to the most significant negative impacts of investment decisions on sustainability factors related to environmental, social and employee issues, respect for human rights and the fight against corruption and bribery.

What environmental and/or social characteristics are promoted by this financial product?

The Sub-fund promotes environmental and social characteristics identified with our ESG (Environmental, Social and Governance) analysis model, such as, in particular:

- Environment: environmental management strategy, energy consumption, greenhouse gas emissions, water, waste, pollution, green impact
- Social: job quality, human resources management, social impact, stakeholder relations, health and safety.

No benchmark has been designated for the purposes of achieving the environmental or social characteristics promoted by the Sub-fund.

What sustainability indicators are used to measure the attainment of each of the environmental or social characteristics promoted by this financial product?

Managers have access to portfolio monitoring tools, providing climate and ESG indicators, such as the carbon footprint or temperature of the portfolio, exposure to the various United Nations Sustainable Development Goals (SDGs), as well as the environmental and social ratings of investments. Our tools provide a consolidated view of the portfolio as well as an issuer-by-issuer analysis. Our ESG analyses, whether internal or from external providers, also assign scores to each of the environmental and social themes promoted by the Fund and available to managers.

In terms of the SRI label, the impact report mentions two ESG KPIs where we aim to outperform the benchmark.

What are the objectives of the sustainable investments that the financial product partially intends to make and how does the sustainable investment contribute to such objectives?

Currently, the Sub-fund does not aim to make investments that contribute to environmental objectives focused on mitigating climate change and/or adapting to climate change as defined in the EU Taxonomy.

How do the sustainable investments that the financial product partially intends to make, not cause significant harm to any environmental or social sustainable investment objective?

It must be ensured that sustainable investments made by the Sub-fund do no significant harm to a sustainable investment objective, in particular:

- through the application of Edmond de Rothschild Asset Management's (France) exclusion policy, which includes controversial weapons, tobacco, thermal coal and non-conventional fossil fuels,
- ensuring that we do not invest in companies that violate the UN Global Compact¹.

¹ UN Global Compact: A United Nations initiative launched in 2000 to encourage companies around the world to adopt a socially responsible attitude by committing to implement and promote several principles relating to human rights, international labour standards, the environment and anti-corruption.

How were the indicators for adverse impacts on sustainability factors taken into account?

Adverse impact indicators, and in particular the PAI indicators presented in Table 1 of Annex 1 of the RTS, are taken into account as part of the Fund’s investment process, our ESG rating model and are also included in our sustainable investment definition (see the description of the sustainable investment methodology available on the website). They are integrated into the portfolio monitoring tools and checked by the Management team and the Risk Department.

Moreover, and in accordance with the requirements of the SRI label, the worst ESG ratings (20% of the investment universe) are excluded, along with the most serious controversies, thus limiting any negative impact.

How are the sustainable investments aligned with the OECD Guidelines for Multinational Enterprises and the UN Guiding Principles on Business and Human Rights? Details:

Managers select sustainable investments in accordance with the OECD Guidelines for Multinational Enterprises and the UN Guiding Principles on Business and Human Rights by excluding any company that violates the principles of the UN Global Compact.

The EU Taxonomy sets out a "do not significant harm" principle by which Taxonomy-aligned investments should not significantly harm EU Taxonomy objectives and is accompanied by specific EU criteria.

The "do no significant harm" principle applies only to those investments underlying the financial product that take into account the Union criteria for environmentally sustainable economic activities. The investments underlying the remaining portion of this financial product do not take into account the EU criteria for environmentally sustainable economic activities.

All other sustainable investments must also do no harm to environmental or social objectives.

**Does this financial product consider principal adverse impacts on sustainability factors?**

Yes,

The Sub-fund takes into account the principal adverse impacts on sustainability factors by first applying the Edmond de Rothschild Asset Management (France) exclusion policy, particularly concerning thermal coal and controversial weapons. The principal adverse impacts are also taken into account as part of the issuer ESG analysis model, whether this analysis is performed internally or by external providers, and impact the environmental and social scores as well as the overall ESG rating.

In accordance with Article 11 of Regulation (EU) 2019/2088, known as the “SFDR”, the Sub-fund’s periodic reports, which describe the extent to which environmental or social characteristics are respected in particular, are available on the website www.edmond-de-rothschild.com, under “Fund Center”.

No



The **investment strategy** guides investment decisions based on factors such as investment objectives and risk tolerance.

What investment strategy does this financial product follow?

The Sub-fund's ESG strategy aims to identify investment opportunities by identifying companies with a positive environmental or social impact and good non-financial performance. It also aims to detect non-financial risks that could materialize from a financial point of view.

For this purpose, the Sub-fund uses an internal ESG rating or an ESG rating from an external rating agency, combined with negative screening based on an exclusion list created by the management company, available on its website.

ESG criteria are taken into account at each stage of the investment process with the definition of an eligible universe (eliminating the bottom quintile of the universe based on ESG ratings) and an ESG analysis for each security, sometimes involving an active dialogue and engagement process.

- ***What are the binding elements of the investment strategy used to select the investments to attain each of the environmental or social characteristics promoted by this financial product?***

At least 90% of portfolio companies receive either an internal ESG rating or a rating supplied by an external rating agency.

Once this process has been applied, the investment universe will be reduced by at least 20% by eliminating the poorest non-financial ratings, in line with a Best-in-Universe approach.

Furthermore, the securities selection process also includes negative screening, which involves excluding companies that contribute to the production of controversial weapons, in compliance with international agreements in this field, as well as companies exposed to activities related to thermal coal, tobacco and unconventional fossil fuels, in accordance with the Edmond de Rothschild Asset Management (France) exclusion policy available on its website. This negative screening helps to mitigate sustainability risk.

- ***What is the committed minimum rate to reduce the scope of the investments considered prior to the application of that investment strategy?***

The Sub-fund undertakes to reduce the scope of the investments considered prior to the application of that investment strategy by a minimum rate of 20%.

- ***What is the policy to assess good governance practices of the investee companies?***

Good governance practices are assessed through a comprehensive analysis of the governance pillar as part of the issuer's ESG analysis as well as through the consideration of controversies affecting the issuer. A minimum governance score, provided by our internal ESG analysis or the ESG analysis from an external provider, is applied to the Sub-fund's sustainable investments.

Good governance practices include sound management structures, employee relations, remuneration of staff and tax compliance.



What is the expected asset allocation for this financial product?

Asset allocation

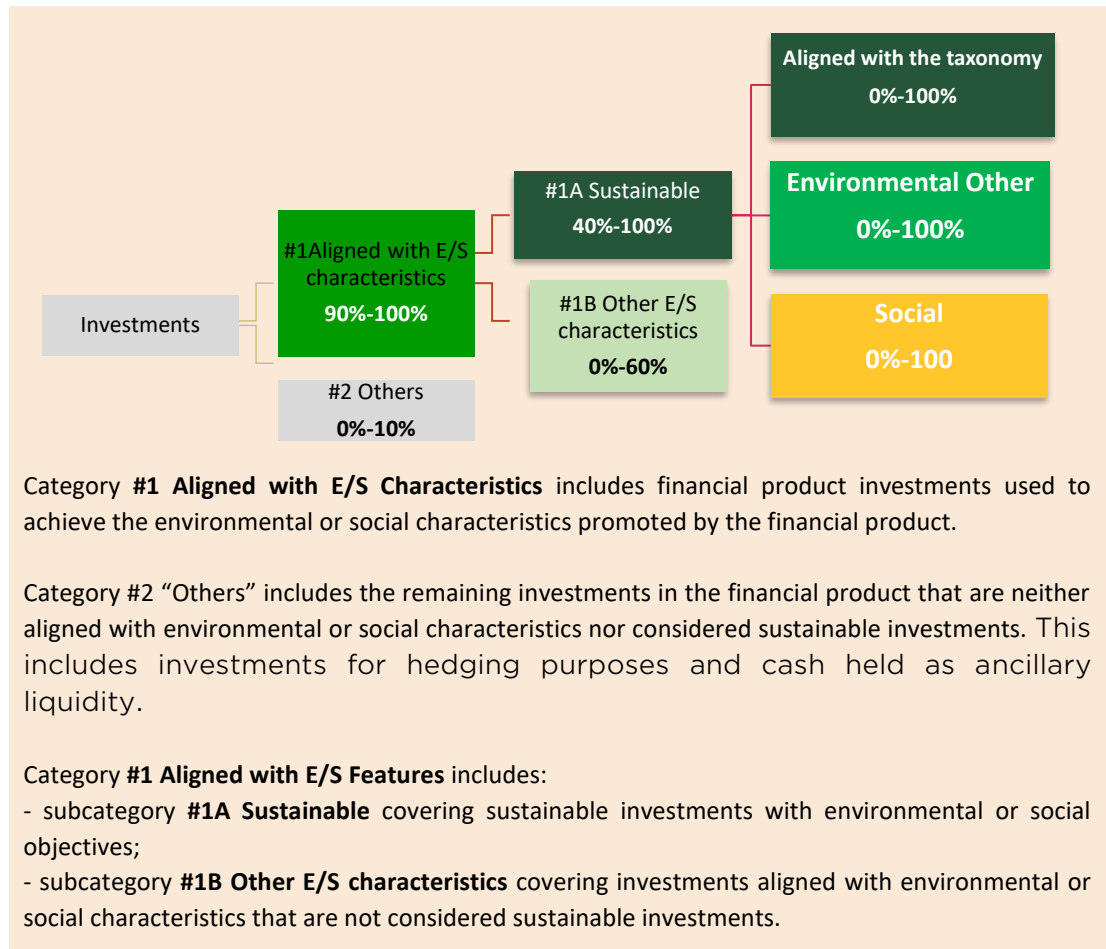
describes the share of investments in specific assets.

Taxonomy-aligned activities are expressed as a share of:

- **Turnover** to reflect the proportion of revenue generated by the green activities of investee companies;

- **Capital Expenditure** (CapEx) to highlight the investments made by investee companies, in the transition to a green economy for instance;

- **Operating Expenditure** (OpEx) to reflect the green operational activities of investee companies.



● How does the use of derivatives attain the environmental or social characteristics promoted by the financial product?

Single Name derivatives with long exposure only (including options, futures, CDS, CFDs, etc.) are taken into account as part of the proprietary ESG analysis methodologies and the calculation of the fund’s sustainable investment portion according to the SFDR regulation. Exposure and hedging effects on the same underlying instrument from single-name derivatives are netted.



To what minimum extent are sustainable investments with an environmental objective aligned with the EU taxonomy?

- **Has the financial product invested in EU Taxonomy-compliant fossil fuels and/or nuclear energy activities? ²**


Yes

In fossil fuels In nuclear energy

No

Given the current level of non-financial information provided by companies, we are not able at this stage to accurately identify and convey the underlying investments inherent in fossil fuels and/or nuclear energy activities in accordance with the EU Taxonomy.

The two graphs below show in green the minimum percentage of investments aligned with the EU taxonomy. As there is no appropriate methodology to determine the taxonomy-alignment of sovereign bonds, the first graph shows the Taxonomy alignment in relation to all the investments of the financial product including sovereign bonds, while the second graph shows the Taxonomy alignment only in relation to the investments of the financial product other than sovereign bonds.*



*** For the purposes of these charts, "sovereign bonds" include all sovereign exposures.**

- **What is the minimum share of investments in transitional and enabling activities?**

Not applicable.

In order to comply with the EU Taxonomy, the criteria for **fossil fuels** include emission limits and the switch to renewable electricity or low-carbon fuels by the end of 2035. As regards **nuclear energy**, the criteria include comprehensive rules on nuclear safety and waste management.

Enabling activities directly enable other activities to make a substantial contribution to an environmental objective

Transitional activities are those for which low-carbon alternatives do not yet exist and, among other things, whose greenhouse gas emission levels are on a par with the best achievable performance.

² Fossil fuels and/or nuclear activities will only comply with the EU Taxonomy if they contribute to climate change mitigation and do no harm to any objective of the EU Taxonomy - see explanatory note in the left margin. All the criteria applicable to economic activities in the fossil fuel and nuclear energy sectors that comply with the EU Taxonomy are set out in Commission Delegated Regulation (EU) 2022/1214.



What is the minimum share of sustainable investments with an environmental objective that are not aligned with the EU taxonomy?

Not applicable



What is the minimum share of socially sustainable investments?

Not applicable



What investments are included under “#2 Other”, what is their purpose and are there any minimum environmental or social safeguards?

The category “#2 Others” includes investments for hedging purposes and cash held as ancillary liquidity.

The symbol represents sustainable investments with an environmental objective that **do not take into account the criteria** for environmentally sustainable economic activities under the EU taxonomy.



Is a specific index designated as a reference benchmark to determine whether this financial product is aligned with the environmental and/or social characteristics that it promotes?

No benchmark has been designated for the purposes of achieving the environmental or social characteristics promoted by the Sub-fund.

● ***How is the reference benchmark continuously aligned with each of the environmental or social characteristics promoted by the financial product?***

Not applicable

● ***How is the alignment of the investment strategy with the methodology of the index ensured on a continuous basis?***

Not applicable

● ***How does the designated index differ from a relevant broad market index?***

Not applicable

● ***Where can the methodology used for the calculation of the designated index be found?***

Not applicable

Where can I find more product specific information online?

More product-specific information can be found on the website:

<https://www.edmond-de-rothschild.com/fr/asset-management/sustainability-in-action>

<https://funds.edram.com/funds-list>

Benchmarks are indices used to measure whether or not a financial product achieves the environmental or social characteristics it promotes.



APPENDIX II

Template pre-contractual disclosure for the financial products referred to in Article 8 (1), (2) and (2a) of Regulation (EU) 2019/2088 and in the first paragraph of Article 6 of Regulation (EU) 2020/852

Product name: EdR SICAV - Start

Legal entity identifier: 9695002X1N5JM1GCJT16

Environmental and/or social characteristics

Sustainable investment is defined as an investment in an economic activity that contributes to an environmental or social objective, provided that it does not cause significant harm to either of these objectives and that the investee companies apply good governance practices.

The **EU Taxonomy** is a classification system laid down in Regulation (EU) 2020/852 establishing a list of **environmentally sustainable economic activities**. This regulation does not list socially sustainable economic activities. Sustainable investments with an environmental objective might be aligned with the Taxonomy or not.

Does this financial product have a sustainable investment objective?

Yes

No

It will make a minimum of **sustainable investments with an environmental objective**: ___ %

in economic activities that qualify as environmentally sustainable under the EU Taxonomy

in economic activities that do not qualify as environmentally sustainable under the EU Taxonomy

It will make a minimum of **sustainable investments with a social objective**: ___ %

It **promotes Environmental/Social (E/S) characteristics** and while it does not have as its objective a sustainable investment, it will have a minimum proportion of **20%*** of sustainable investments

0% with an environmental objective in economic activities that qualify as environmentally sustainable under the EU Taxonomy

0% with an environmental objective in economic activities that do not qualify as environmentally sustainable under the EU Taxonomy

0% with a social objective

It promotes E/S characteristics, but **will not make any sustainable investments**

*As a percentage of the net assets of the UCITS

The description of the sustainable investment methodology defined by Edmond de Rothschild Asset Management (France) is available on the website of the management company: <https://www.edmond-de-rothschild.com/SiteCollectionDocuments/Responsible-investment/OUR%20ENGAGEMENT/FR/EdRAM-Definition-et-methodologie-Investissement-durable.pdf>



What environmental and/or social characteristics are promoted by this financial product?

The Sub-fund promotes environmental and social characteristics identified with our ESG (Environmental, Social and Governance) analysis model, such as, in particular:

- Environment: environmental management strategy, energy consumption, greenhouse gas emissions, water, waste, pollution, green impact
- Social: job quality, human resources management, social impact, stakeholder relations, health and safety.

Sustainability

indicators assess the extent to which the environmental or social characteristics promoted by the financial product are achieved.

No benchmark has been designated for the purposes of achieving the environmental or social characteristics promoted by the Sub-fund.

● **What sustainability indicators are used to measure the attainment of each of the environmental or social characteristics promoted by this financial product?**

Managers have access to portfolio monitoring tools, providing climate and ESG indicators, such as the carbon footprint or temperature of the portfolio, exposure to the various United Nations Sustainable Development Goals (SDGs), as well as the environmental and social ratings of investments. Our tools provide a consolidated view of the portfolio as well as an issuer-by-issuer analysis. Our ESG analyses, whether internal or from external providers, also assign scores to each of the environmental and social themes promoted by the Fund and available to managers.

● **What are the objectives of the sustainable investments that the financial product partially intends to make and how does the sustainable investment contribute to such objectives?**

Currently, the Sub-fund does not aim to make investments that contribute to environmental objectives focused on mitigating climate change and/or adapting to climate change as defined in the EU Taxonomy.

● **How do the sustainable investments that the financial product partially intends to make, not cause significant harm to any environmental or social sustainable investment objective?**

It must be ensured that sustainable investments made by the Sub-fund do no significant harm to a sustainable investment objective, in particular:

- through the application of Edmond de Rothschild Asset Management's (France) exclusion policy, which includes controversial weapons, tobacco, thermal coal and non-conventional fossil fuels,
- ensuring that we do not invest in companies that violate the UN Global Compact¹.

Main negative impacts

correspond to the most significant negative impacts of investment decisions on sustainability factors related to environmental, social and employee issues, respect for human rights and the fight against corruption and bribery.

¹ UN Global Compact: A United Nations initiative launched in 2000 to encourage companies around the world to adopt a socially responsible attitude by committing to implement and promote several principles relating to human rights, international labour standards, the environment and anti-corruption.

— How were the indicators for adverse impacts on sustainability factors taken into account?

Adverse impact indicators, and in particular the PAI indicators presented in Table 1 of Annex 1 of the RTS, are taken into account as part of the Fund's investment process, our ESG rating model and are also included in our sustainable investment definition (see the description of the sustainable investment methodology available on the website). They are integrated into the portfolio monitoring tools and checked by the Management team and the Risk Department.

— How are the sustainable investments aligned with the OECD Guidelines for Multinational Enterprises and the UN Guiding Principles on Business and Human Rights? Details:

Managers select sustainable investments in accordance with the OECD Guidelines for Multinational Enterprises and the UN Guiding Principles on Business and Human Rights by excluding any company that violates the principles of the UN Global Compact.

The EU Taxonomy sets out a "do not significant harm" principle by which Taxonomy-aligned investments should not significantly harm EU Taxonomy objectives and is accompanied by specific EU criteria.

The "do no significant harm" principle applies only to those investments underlying the financial product that take into account the Union criteria for environmentally sustainable economic activities. The investments underlying the remaining portion of this financial product do not take into account the EU criteria for environmentally sustainable economic activities.

All other sustainable investments must also do no harm to environmental or social objectives.



Does this financial product consider principal adverse impacts on sustainability factors?

Yes, the Sub-fund takes into account the principal adverse impacts on sustainability factors by first applying the Edmond de Rothschild Asset Management (France) exclusion policy, particularly concerning thermal coal and controversial weapons. The principal adverse impacts are also taken into account as part of the issuer ESG analysis model, whether this analysis is performed internally or by external providers, and impact the environmental and social scores as well as the overall ESG rating.

In accordance with Article 11 of Regulation (EU) 2019/2088, known as the "SFDR", the Sub-fund's periodic reports, which describe the extent to which environmental or social characteristics are respected in particular, are available on the website www.edmond-de-rothschild.com, under "Fund Center".

No



The **investment strategy** guides investment decisions based on factors such as investment objectives and risk tolerance.

What investment strategy does this financial product follow?

The Sub-fund's ESG strategy aims to identify investment opportunities by identifying companies with a positive environmental or social impact and good non-financial performance. It also aims to detect non-financial risks that could materialize from a financial point of view.

For this purpose, the Sub-fund uses an internal ESG rating or an ESG rating from an external rating agency, combined with negative screening based on an exclusion list created by the management company, available on its website.

- ***What are the binding elements of the investment strategy used to select the investments to attain each of the environmental or social characteristics promoted by this financial product?***

At least 90% of debt securities and money market instruments with an investment grade credit rating and 75% of debt securities and money market instruments with a high-yield credit rating or issued by "emerging" countries have an ESG rating within the portfolio. This is either a proprietary ESG rating or a rating provided by an external non-financial data agency. At the end of this process, the Sub-fund will have an ESG rating that is higher than that of its investment universe, as specified in its prospectus.

Furthermore, the securities selection process also includes negative screening, which involves excluding companies that contribute to the production of controversial weapons, in compliance with international agreements in this field, as well as companies exposed to activities related to thermal coal, tobacco and unconventional fossil fuels, in accordance with the Edmond de Rothschild Asset Management (France) exclusion policy available on its website. This negative screening helps to mitigate sustainability risk.

- ***What is the committed minimum rate to reduce the scope of the investments considered prior to the application of that investment strategy?***

The Sub-fund does not undertake to respect a committed minimum rate to reduce the scope of the investments considered prior to the application of the investment strategy.

- ***What is the policy to assess good governance practices of the investee companies?***

Good governance practices are assessed through a comprehensive analysis of the governance pillar as part of the issuer's ESG analysis as well as through the consideration of controversies affecting the issuer. A minimum governance score, provided by our internal ESG analysis or the ESG analysis from an external provider, is applied to the Sub-fund's sustainable investments.

Good governance practices include sound management structures, employee relations, remuneration of staff and tax compliance.



What is the expected asset allocation for this financial product?

Asset allocation

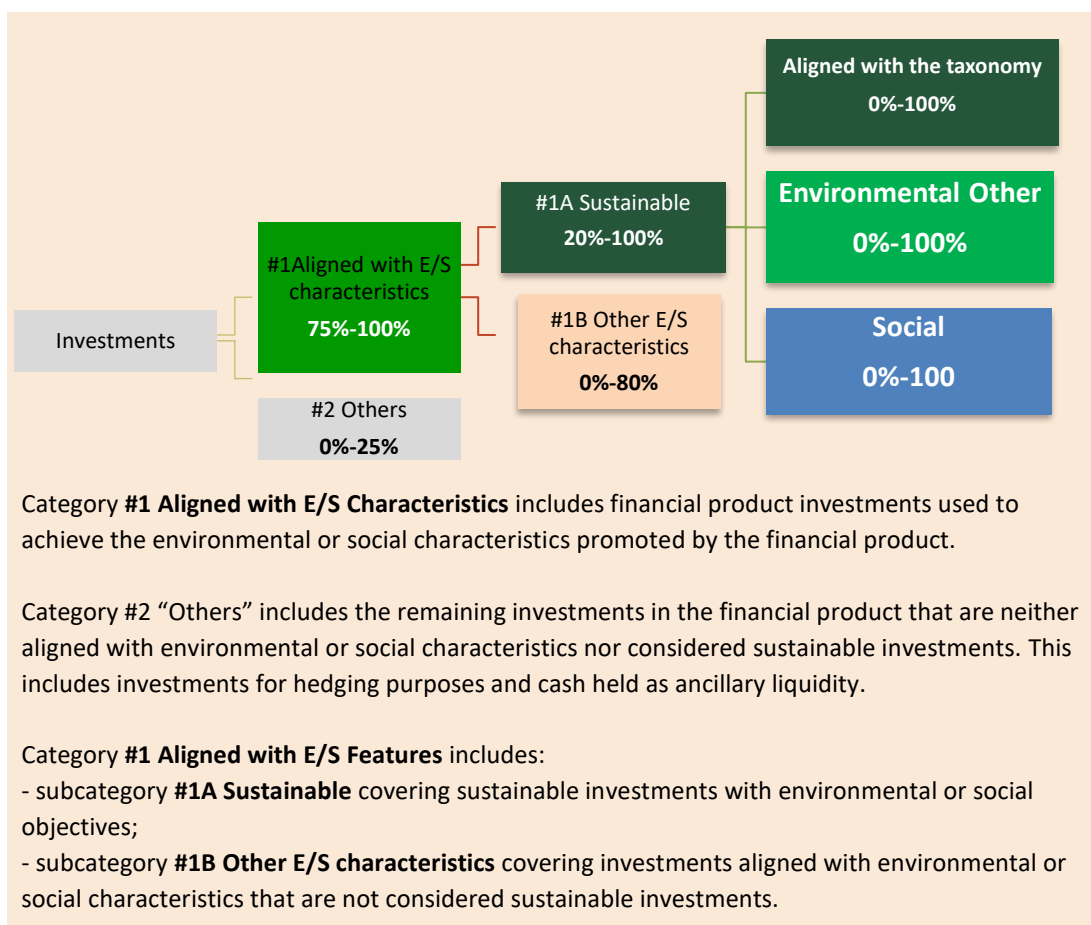
describes the share of investments in specific assets.

Taxonomy-aligned activities are expressed as a share of:

- **Turnover** to reflect the proportion of revenue generated by the green activities of investee companies;

- **Capital Expenditure** (CapEx) to highlight the investments made by investee companies, in the transition to a green economy for instance;

- **Operating Expenditure** (OpEx) to reflect the green operational activities of investee companies.



● **How does the use of derivatives attain the environmental or social characteristics promoted by the financial product?**

Single Name derivatives with long exposure only (including options, futures, CDS, CFDs, etc.) are taken into account as part of the proprietary ESG analysis methodologies and the calculation of the fund’s sustainable investment portion according to the SFDR regulation. Exposure and hedging effects on the same underlying instrument from single-name derivatives are netted.



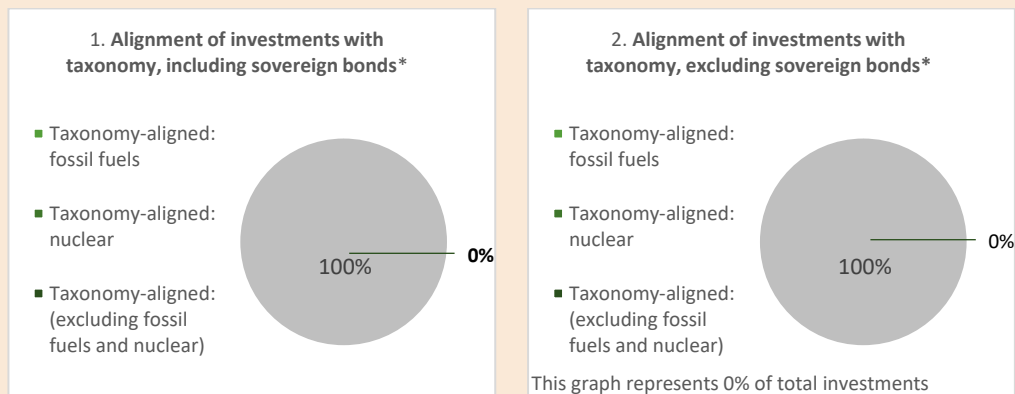
To what minimum extent are sustainable investments with an environmental objective aligned with the EU taxonomy?

- **Has the financial product invested in EU Taxonomy-compliant fossil fuels and/or nuclear energy activities? ²**

Yes
 In fossil fuels In nuclear energy
 No

Given the current level of non-financial information provided by companies, we are not able at this stage to accurately identify and convey the underlying investments inherent in fossil fuels and/or nuclear energy activities in accordance with the EU Taxonomy.

The two graphs below show in green the minimum percentage of investments aligned with the EU taxonomy. As there is no appropriate methodology to determine the taxonomy-alignment of sovereign bonds*, the first graph shows the Taxonomy alignment in relation to all the investments of the financial product including sovereign bonds, while the second graph shows the Taxonomy alignment only in relation to the investments of the financial product other than sovereign bonds.



*** For the purposes of these charts, "sovereign bonds" include all sovereign exposures.**

- **What is the minimum share of investments in transitional and enabling activities?**

Not applicable.

² Fossil fuels and/or nuclear activities will only comply with the EU Taxonomy if they contribute to climate change mitigation and do no harm to any objective of the EU Taxonomy - see explanatory note in the left margin. All the criteria applicable to economic activities in the fossil fuel and nuclear energy sectors that comply with the EU Taxonomy are set out in Commission Delegated Regulation (EU) 2022/1214.



The symbol represents sustainable investments with an environmental objective that **do not take into account the criteria** for environmentally sustainable economic activities under the EU taxonomy.



What is the minimum share of sustainable investments with an environmental objective that are not aligned with the EU taxonomy?

Not applicable



What is the minimum share of socially sustainable investments?

Not applicable



What investments are included under “#2 Other”, what is their purpose and are there any minimum environmental or social safeguards?

The category “#2 Others” includes investments for hedging purposes and cash held as ancillary liquidity.



Is a specific index designated as a reference benchmark to determine whether this financial product is aligned with the environmental and/or social characteristics that it promotes?

No benchmark has been designated for the purposes of achieving the environmental or social characteristics promoted by the Sub-fund.

- ***How is the reference benchmark continuously aligned with each of the environmental or social characteristics promoted by the financial product?***

Not applicable

- ***How is the alignment of the investment strategy with the methodology of the index ensured on a continuous basis?***

Not applicable

- ***How does the designated index differ from a relevant broad market index?***

Not applicable

- ***Where can the methodology used for the calculation of the designated index be found?***

Not applicable

Benchmarks are indices used to measure whether or not a financial product achieves the environmental or social characteristics it promotes.



Where can I find more product specific information online?

More product-specific information can be found on the website:

<https://www.edmond-de-rothschild.com/fr/asset-management/sustainability-in-action>

<https://funds.edram.com/funds-list>

APPENDIX II

Template pre-contractual disclosure for the financial products referred to in Article 8 (1), (2) and (2a) of Regulation (EU) 2019/2088 and in the first paragraph of Article 6 of Regulation (EU) 2020/852

Product name: EdR SICAV - Europe Midcaps
 Legal entity identifier: 9695008936ZC2D3P1M83

Environmental and/or social characteristics

Sustainable investment is defined as an investment in an economic activity that contributes to an environmental or social objective, provided that it does not cause significant harm to either of these objectives and that the investee companies apply good governance practices.

The **EU Taxonomy** is a classification system laid down in Regulation (EU) 2020/852 establishing a list of **environmentally sustainable economic activities**. This regulation does not list socially sustainable economic activities. Sustainable investments with an environmental objective might be aligned with the Taxonomy or not.

Does this financial product have a sustainable investment objective?

Yes

 No

<input type="checkbox"/> It will make a minimum of sustainable investments with an environmental objective: ___ % <ul style="list-style-type: none"> <input type="checkbox"/> in economic activities that qualify as environmentally sustainable under the EU Taxonomy <input type="checkbox"/> in economic activities that do not qualify as environmentally sustainable under the EU Taxonomy <input type="checkbox"/> It will make a minimum of sustainable investments with a social objective: ___ %	<input checked="" type="checkbox"/> It promotes Environmental/Social (E/S) characteristics and while it does not have as its objective a sustainable investment, it will have a minimum proportion of 30%* of sustainable investments <ul style="list-style-type: none"> <input type="text" value="0%"/> with an environmental objective in economic activities that qualify as environmentally sustainable under the EU Taxonomy <input type="text" value="0%"/> with an environmental objective in economic activities that do not qualify as environmentally sustainable under the EU Taxonomy <input type="text" value="0%"/> with a social objective <input type="checkbox"/> It promotes E/S characteristics, but will not make any sustainable investments
---	---

*As a percentage of the net assets of the UCITS

The description of the sustainable investment methodology defined by Edmond de Rothschild Asset Management (France) is available on the website of the management company: <https://www.edmond-de-rothschild.com/SiteCollectionDocuments/Responsible-investment/OUR%20ENGAGEMENT/FR/EdRAM-Definition-et-methodologie-Investissement-durable.pdf>



Sustainability indicators assess the extent to which the environmental or social characteristics promoted by the financial product are achieved.

Main negative impacts correspond to the most significant negative impacts of investment decisions on sustainability factors related to environmental, social and employee issues, respect for human rights and the fight against corruption and bribery.

What environmental and/or social characteristics are promoted by this financial product?

The Sub-fund promotes environmental and social characteristics identified with our ESG (Environmental, Social and Governance) analysis model, such as, in particular:

- Environment: environmental management strategy, energy consumption, greenhouse gas emissions, water, waste, pollution, green impact
- Social: job quality, human resources management, social impact, stakeholder relations, health and safety.

No benchmark has been designated for the purposes of achieving the environmental or social characteristics promoted by the Sub-fund.

● **What sustainability indicators are used to measure the attainment of each of the environmental or social characteristics promoted by this financial product?**

Managers have access to portfolio monitoring tools, providing climate and ESG indicators, such as the carbon footprint or temperature of the portfolio, exposure to the various United Nations Sustainable Development Goals (SDGs), as well as the investments' environmental and social ratings. Our tools provide a consolidated view of the portfolio as well as an issuer-by-issuer analysis. Our ESG analyses, whether internal or from external providers, also assign scores to each of the environmental and social themes promoted by the Fund and available to managers.

● **What are the objectives of the sustainable investments that the financial product partially intends to make and how does the sustainable investment contribute to such objectives?**

Currently, the Sub-fund does not aim to make investments that contribute to environmental objectives focused on mitigating climate change and/or adapting to climate change as defined in the EU Taxonomy.

● **How do the sustainable investments that the financial product partially intends to make, not cause significant harm to any environmental or social sustainable investment objective?**

It must be ensured that sustainable investments made by the Sub-fund do no significant harm to a sustainable investment objective, in particular:

- through the application of Edmond de Rothschild Asset Management's (France) exclusion policy, which includes controversial weapons, tobacco, thermal coal and non-conventional fossil fuels,
- ensuring that we do not invest in companies that violate the UN Global Compact¹.

¹ UN Global Compact: A United Nations initiative launched in 2000 to encourage companies around the world to adopt a socially responsible attitude by committing to implement and promote several principles relating to human rights, international labour standards, the environment and anti-corruption.

How were the indicators for adverse impacts on sustainability factors taken into account?

Adverse impact indicators, and in particular the PAI indicators presented in Table 1 of Annex 1 of the RTS, are taken into account as part of the Fund's investment process, our ESG rating model and are also included in our sustainable investment definition (see the description of the sustainable investment methodology available on the website). They are integrated into the portfolio monitoring tools and checked by the Management team and the Risk Department.

How are the sustainable investments aligned with the OECD Guidelines for Multinational Enterprises and the UN Guiding Principles on Business and Human Rights? Details:

Managers select sustainable investments in accordance with the OECD Guidelines for Multinational Enterprises and the UN Guiding Principles on Business and Human Rights by excluding any company that violates the principles of the UN Global Compact.

The EU Taxonomy sets out a "do not significant harm" principle by which Taxonomy-aligned investments should not significantly harm EU Taxonomy objectives and is accompanied by specific EU criteria.

The "do no significant harm" principle applies only to those investments underlying the financial product that take into account the Union criteria for environmentally sustainable economic activities. The investments underlying the remaining portion of this financial product do not take into account the EU criteria for environmentally sustainable economic activities.

All other sustainable investments must also do no harm to environmental or social objectives.



Does this financial product consider principal adverse impacts on sustainability factors?

Yes, the Sub-fund takes into account the principal adverse impacts on sustainability factors by first applying the Edmond de Rothschild Asset Management (France) exclusion policy, particularly concerning thermal coal and controversial weapons. The principal adverse impacts are also taken into account as part of the issuer ESG analysis model, whether this analysis is performed internally or by external providers, and impact the environmental and social scores as well as the overall ESG rating.

In accordance with Article 11 of Regulation (EU) 2019/2088, known as the "SFDR", the Sub-fund's periodic reports, which describe the extent to which environmental or social characteristics are respected in particular, are available on the website www.edmond-de-rothschild.com, under "Fund Center".

No



The **investment strategy** guides investment decisions based on factors such as investment objectives and risk tolerance.

What investment strategy does this financial product follow?

The Sub-fund's ESG strategy aims to identify investment opportunities by identifying companies with a positive environmental or social impact and good non-financial performance. It also aims to detect non-financial risks that could materialize from a financial point of view.

For this purpose, the Sub-fund uses an internal ESG rating or an ESG rating from an external rating agency, combined with negative screening based on an exclusion list created by the management company, available on its website.

- ***What are the binding elements of the investment strategy used to select the investments to attain each of the environmental or social characteristics promoted by this financial product?***

At least 90% of portfolio companies have an ESG rating. This is either a proprietary ESG rating or a rating provided by an external non-financial data agency. At the end of this process, the Sub-fund will have an ESG rating that is higher than that of its investment universe, as specified in its prospectus.

Furthermore, the securities selection process also includes negative screening, which involves excluding companies that contribute to the production of controversial weapons, in compliance with international agreements in this field, as well as companies exposed to activities related to thermal coal, tobacco and unconventional fossil fuels, in accordance with the Edmond de Rothschild Asset Management (France) exclusion policy available on its website. This negative screening helps to mitigate sustainability risk.

- ***What is the committed minimum rate to reduce the scope of the investments considered prior to the application of that investment strategy?***

The Sub-fund does not undertake to respect a committed minimum rate to reduce the scope of the investments considered prior to the application of the investment strategy.

- ***What is the policy to assess good governance practices of the investee companies?***

Good governance practices are assessed through a comprehensive analysis of the governance pillar as part of the issuer's ESG analysis as well as through the consideration of controversies affecting the issuer. A minimum governance score, provided by our internal ESG analysis or the ESG analysis from an external provider, is applied to the Sub-fund's sustainable investments.

Good governance practices include sound management structures, employee relations, remuneration of staff and tax compliance.



What is the expected asset allocation for this financial product?

Asset allocation

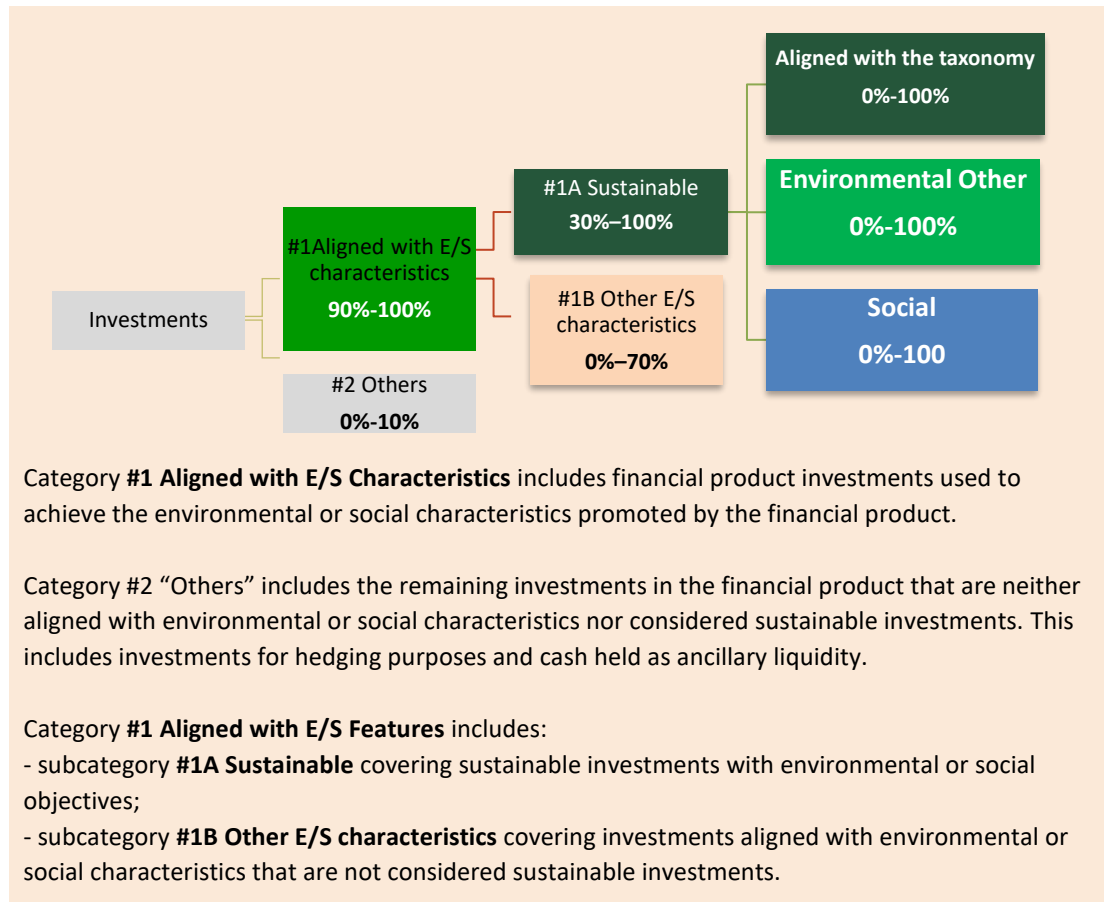
describes the share of investments in specific assets.

Taxonomy-aligned activities are expressed as a share of:

- **Turnover** to reflect the proportion of revenue generated by the green activities of investee companies;

- **Capital Expenditure** (CapEx) to highlight the investments made by investee companies, in the transition to a green economy for instance;

- **Operating Expenditure** (OpEx) to reflect the green operational activities of investee companies.



● **How does the use of derivatives attain the environmental or social characteristics promoted by the financial product?**

Single Name derivatives with long exposure only (including options, futures, CDS, CFDs, etc.) are taken into account as part of the proprietary ESG analysis methodologies and the calculation of the fund’s sustainable investment portion according to the SFDR regulation. Exposure and hedging effects on the same underlying instrument from single-name derivatives are netted.

In order to comply with the EU Taxonomy, the criteria for **fossil fuels** include emission limits and the switch to renewable electricity or low-carbon fuels by the end of 2035. As regards **nuclear energy**, the criteria include comprehensive rules on nuclear safety and waste management.

Enabling activities directly enable other activities to make a substantial contribution to an environmental objective

Transitional activities are those for which low-carbon alternatives do not yet exist and, among other things, whose greenhouse gas emission levels are on a par with the best achievable performance.



To what minimum extent are sustainable investments with an environmental objective aligned with the EU taxonomy?

- **Has the financial product invested in EU Taxonomy-compliant fossil fuels and/or nuclear energy activities? ²**


Yes

In fossil fuels In nuclear energy

No

Given the current level of non-financial information provided by companies, we are not able at this stage to accurately identify and convey the underlying investments inherent in fossil fuels and/or nuclear energy activities in accordance with the EU Taxonomy.

The two graphs below show in green the minimum percentage of investments aligned with the EU taxonomy. As there is no appropriate methodology to determine the taxonomy-alignment of sovereign bonds, the first graph shows the Taxonomy alignment in relation to all the investments of the financial product including sovereign bonds, while the second graph shows the Taxonomy alignment only in relation to the investments of the financial product other than sovereign bonds.*



*** For the purposes of these charts, "sovereign bonds" include all sovereign exposures.**

- **What is the minimum share of investments in transitional and enabling activities?**
Not applicable.

² Fossil fuels and/or nuclear activities will only comply with the EU Taxonomy if they contribute to climate change mitigation and do no harm to any objective of the EU Taxonomy - see explanatory note in the left margin. All the criteria applicable to economic activities in the fossil fuel and nuclear energy sectors that comply with the EU Taxonomy are set out in Commission Delegated Regulation (EU) 2022/1214.



The symbol represents sustainable investments with an environmental objective that **do not take into account the criteria** for environmentally sustainable economic activities under the EU taxonomy.



What is the minimum share of sustainable investments with an environmental objective that are not aligned with the EU taxonomy?

Not applicable



What is the minimum share of socially sustainable investments?

Not applicable



What investments are included under “#2 Other”, what is their purpose and are there any minimum environmental or social safeguards?

The category “#2 Others” includes investments for hedging purposes and cash held as ancillary liquidity.



Is a specific index designated as a reference benchmark to determine whether this financial product is aligned with the environmental and/or social characteristics that it promotes?

No benchmark has been designated for the purposes of achieving the environmental or social characteristics promoted by the Sub-fund.

Benchmarks are indices used to measure whether or not a financial product achieves the environmental or social characteristics it promotes.

- ***How is the reference benchmark continuously aligned with each of the environmental or social characteristics promoted by the financial product?***

Not applicable

- ***How is the alignment of the investment strategy with the methodology of the index ensured on a continuous basis?***

Not applicable

- ***How does the designated index differ from a relevant broad market index?***

Not applicable

- ***Where can the methodology used for the calculation of the designated index be found?***

Not applicable



Where can I find more product specific information online?

More product-specific information can be found on the website:

<https://www.edmond-de-rothschild.com/fr/asset-management/sustainability-in-action>

<https://funds.edram.com/funds-list>

APPENDIX II

Template pre-contractual disclosure for the financial products referred to in Article 8 (1), (2) and (2a) of Regulation (EU) 2019/2088 and in the first paragraph of Article 6 of Regulation (EU) 2020/852

Product name: EdR SICAV - Equity US Solve
 Legal entity identifier: 969500PX966ISWPSMO40

Environmental and/or social characteristics

Sustainable investment is defined as an investment in an economic activity that contributes to an environmental or social objective, provided that it does not cause significant harm to either of these objectives and that the investee companies apply good governance practices.

The **EU Taxonomy** is a classification system laid down in Regulation (EU) 2020/852 establishing a list of **environmentally sustainable economic activities**. This regulation does not list socially sustainable economic activities. Sustainable investments with an environmental objective might be aligned with the Taxonomy or not.

Does this financial product have a sustainable investment objective?	
Yes	No
<input type="checkbox"/> It will make a minimum of sustainable investments with an environmental objective : ___ % <ul style="list-style-type: none"> <input type="checkbox"/> in economic activities that qualify as environmentally sustainable under the EU Taxonomy <input type="checkbox"/> in economic activities that do not qualify as environmentally sustainable under the EU Taxonomy 	<input checked="" type="checkbox"/> It promotes Environmental/Social (E/S) characteristics and while it does not have as its objective a sustainable investment, it will have a minimum proportion of 20%* of sustainable investments <ul style="list-style-type: none"> <input type="checkbox"/> 0% with an environmental objective in economic activities that qualify as environmentally sustainable under the EU Taxonomy <input type="checkbox"/> 0% with an environmental objective in economic activities that do not qualify as environmentally sustainable under the EU Taxonomy <input type="checkbox"/> 0% with a social objective
<input type="checkbox"/> It will make a minimum of sustainable investments with a social objective : ___ %	<input type="checkbox"/> It promotes E/S characteristics, but will not make any sustainable investments

*As a percentage of the net assets of the UCITS

The description of the sustainable investment methodology defined by Edmond de Rothschild Asset Management (France) is available on the website of the management company: <https://www.edmond-de-rothschild.com/SiteCollectionDocuments/Responsible-investment/OUR%20ENGAGEMENT/FR/EdRAM-Definition-et-methodologie-Investissement-durable.pdf>



Sustainability indicators assess the extent to which the environmental or social characteristics promoted by the financial product are achieved.

Main negative impacts correspond to the most significant negative impacts of investment decisions on sustainability factors related to environmental, social and employee issues, respect for human rights and the fight against corruption and bribery.

What environmental and/or social characteristics are promoted by this financial product?

The Sub-fund promotes environmental and social characteristics identified with our ESG (Environmental, Social and Governance) analysis model, such as, in particular:

- Environment: environmental management strategy, energy consumption, greenhouse gas emissions, water, waste, pollution, green impact
- Social: job quality, human resources management, social impact, stakeholder relations, health and safety.

No benchmark has been designated for the purposes of achieving the environmental or social characteristics promoted by the Sub-fund.

What sustainability indicators are used to measure the attainment of each of the environmental or social characteristics promoted by this financial product?

Managers have access to portfolio monitoring tools, providing climate and ESG indicators, such as the carbon footprint or temperature of the portfolio, exposure to the various United Nations Sustainable Development Goals (SDGs), as well as the environmental and social ratings of investments. Our tools provide a consolidated view of the portfolio as well as an issuer-by-issuer analysis. Our ESG analyses, whether internal or from external providers, also assign scores to each of the environmental and social themes promoted by the Fund and available to managers.

What are the objectives of the sustainable investments that the financial product partially intends to make and how does the sustainable investment contribute to such objectives?

Currently, the Sub-fund does not aim to make investments that contribute to environmental objectives focused on mitigating climate change and/or adapting to climate change as defined in the EU Taxonomy.

How do the sustainable investments that the financial product partially intends to make, not cause significant harm to any environmental or social sustainable investment objective?

It must be ensured that sustainable investments made by the Sub-fund do no significant harm to a sustainable investment objective, in particular:

- through the application of Edmond de Rothschild Asset Management's (France) exclusion policy, which includes controversial weapons, tobacco, thermal coal and non-conventional fossil fuels,
- ensuring that we do not invest in companies that violate the UN Global Compact¹.

How were the indicators for adverse impacts on sustainability factors taken into account?

Adverse impact indicators, and in particular the PAI indicators presented in Table 1 of Annex 1 of the RTS, are taken into account as part of the Fund's investment process, our ESG rating model and are also included in our sustainable investment definition (see the description of the sustainable investment methodology available on the website). They are integrated into the portfolio monitoring tools and checked by the Management team and the Risk Department.

¹ UN Global Compact: A United Nations initiative launched in 2000 to encourage companies around the world to adopt a socially responsible attitude by committing to implement and promote several principles relating to human rights, international labour standards, the environment and anti-corruption.

How are the sustainable investments aligned with the OECD Guidelines for Multinational Enterprises and the UN Guiding Principles on Business and Human Rights? Details:

Managers select sustainable investments in accordance with the OECD Guidelines for Multinational Enterprises and the UN Guiding Principles on Business and Human Rights by excluding any company that violates the principles of the UN Global Compact.

The EU Taxonomy sets out a "do not significant harm" principle by which Taxonomy-aligned investments should not significantly harm EU Taxonomy objectives and is accompanied by specific EU criteria.

The "do no significant harm" principle applies only to those investments underlying the financial product that take into account the Union criteria for environmentally sustainable economic activities. The investments underlying the remaining portion of this financial product do not take into account the EU criteria for environmentally sustainable economic activities.

All other sustainable investments must also do no harm to environmental or social objectives.



Does this financial product consider principal adverse impacts on sustainability factors?

Yes, the Sub-fund takes into account the principal adverse impacts on sustainability factors by first applying the Edmond de Rothschild Asset Management (France) exclusion policy, particularly concerning thermal coal and controversial weapons. The principal adverse impacts are also taken into account as part of the issuer ESG analysis model, whether this analysis is performed internally or by external providers, and impact the environmental and social scores as well as the overall ESG rating.

In accordance with Article 11 of Regulation (EU) 2019/2088, known as the "SFDR", the Sub-fund's periodic reports, which describe the extent to which environmental or social characteristics are respected in particular, are available on the website www.edmond-de-rothschild.com, under "Fund Center".

No



The **investment strategy** guides investment decisions based on factors such as investment objectives and risk tolerance.

What investment strategy does this financial product follow?

The Sub-fund's ESG strategy aims to identify investment opportunities by identifying companies with a positive environmental or social impact and good non-financial performance. It also aims to detect non-financial risks that could materialize from a financial point of view.

For this purpose, the Sub-fund uses an internal ESG rating or an ESG rating from an external rating agency, combined with negative screening based on an exclusion list created by the management company, available on its website.

- ***What are the binding elements of the investment strategy used to select the investments to attain each of the environmental or social characteristics promoted by this financial product?***

At least 90% of the Investment Grade debt securities and money market instruments and 75% of the High Yield debt securities and money market instruments will have an ESG rating. This is either a proprietary ESG rating or a rating provided by an external non-financial data agency. At the end of this process, the Sub-fund will have an ESG rating that is higher than that of its investment universe, as specified in its prospectus.

Furthermore, the securities selection process also includes negative screening, which involves excluding companies that contribute to the production of controversial weapons, in compliance with international agreements in this field, as well as companies exposed to activities related to thermal coal, tobacco and unconventional fossil fuels, in accordance with the Edmond de Rothschild Asset Management (France) exclusion policy available on its website. This negative screening helps to mitigate sustainability risk.

- ***What is the committed minimum rate to reduce the scope of the investments considered prior to the application of that investment strategy?***

The Sub-fund does not undertake to respect a committed minimum rate to reduce the scope of the investments considered prior to the application of the investment strategy.

- ***What is the policy to assess good governance practices of the investee companies?***

Good governance practices are assessed through a comprehensive analysis of the governance pillar as part of the issuer's ESG analysis as well as through the consideration of controversies affecting the issuer. A minimum governance score, provided by our internal ESG analysis or the ESG analysis from an external provider, is applied to the Sub-fund's sustainable investments.

Good governance practices include sound management structures, employee relations, remuneration of staff and tax compliance.



What is the expected asset allocation for this financial product?

Asset allocation

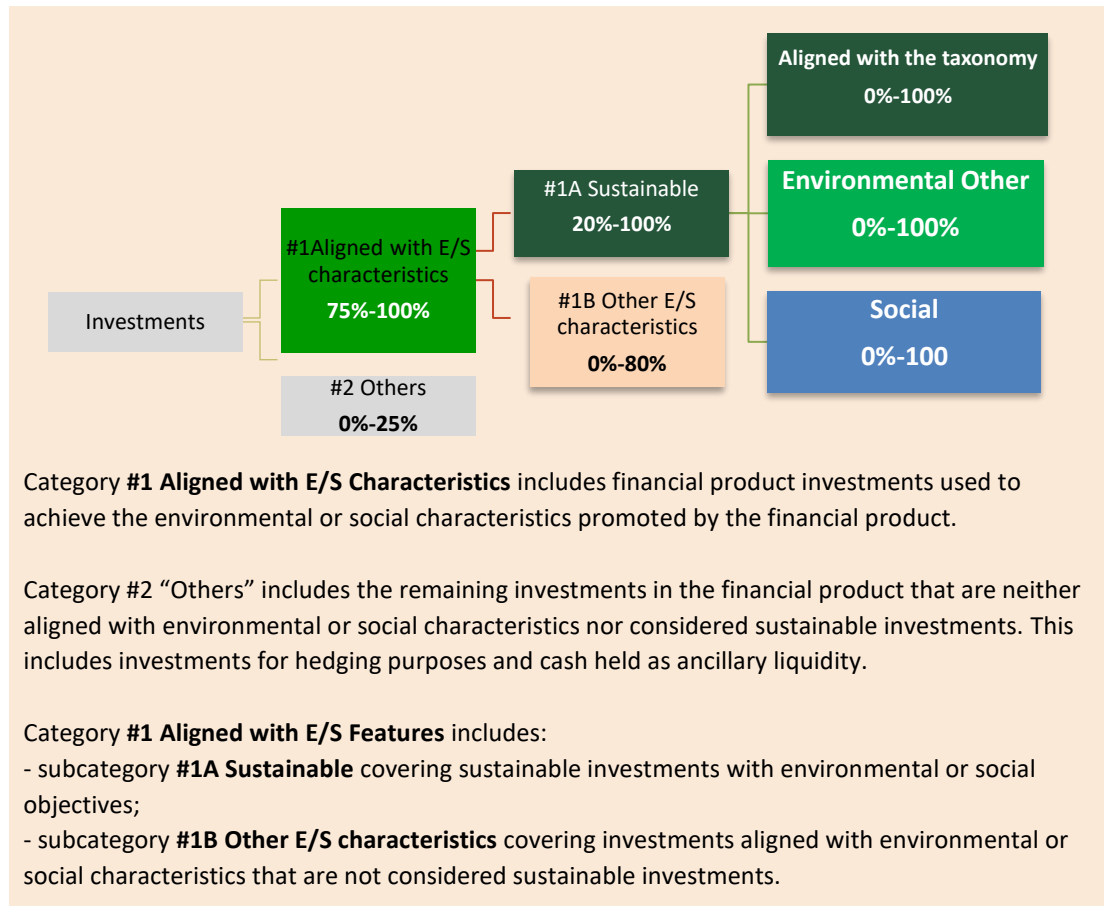
describes the share of investments in specific assets.

Taxonomy-aligned activities are expressed as a share of:

- **Turnover** to reflect the proportion of revenue generated by the green activities of investee companies;

- **Capital Expenditure** (CapEx) to highlight the investments made by investee companies, in the transition to a green economy for instance;

- **Operating Expenditure** (OpEx) to reflect the green operational activities of investee companies.



● How does the use of derivatives attain the environmental or social characteristics promoted by the financial product?

Single Name derivatives with long exposure only (including options, futures, CDS, CFDs, etc.) are taken into account as part of the proprietary ESG analysis methodologies and the calculation of the fund’s sustainable investment portion according to the SFDR regulation. Exposure and hedging effects on the same underlying instrument from single-name derivatives are netted.

In order to comply with the EU Taxonomy, the criteria for **fossil fuels** include emission limits and the switch to renewable electricity or low-carbon fuels by the end of 2035. As regards **nuclear energy**, the criteria include comprehensive rules on nuclear safety and waste management.

Enabling activities directly enable other activities to make a substantial contribution to an environmental objective

Transitional activities are those for which low-carbon alternatives do not yet exist and, among other things, whose greenhouse gas emission levels are on a par with the best achievable performance.



To what minimum extent are sustainable investments with an environmental objective aligned with the EU taxonomy?

- **Has the financial product invested in EU Taxonomy-compliant fossil fuels and/or nuclear energy activities? ²**


Yes

In fossil fuels In nuclear energy

No

Given the current level of non-financial information provided by companies, we are not able at this stage to accurately identify and convey the underlying investments inherent in fossil fuels and/or nuclear energy activities in accordance with the EU Taxonomy.

The two graphs below show in green the minimum percentage of investments aligned with the EU taxonomy. As there is no appropriate methodology to determine the taxonomy-alignment of sovereign bonds, the first graph shows the Taxonomy alignment in relation to all the investments of the financial product including sovereign bonds, while the second graph shows the Taxonomy alignment only in relation to the investments of the financial product other than sovereign bonds.*



** For the purposes of these charts, "sovereign bonds" include all sovereign exposures.*

- **What is the minimum share of investments in transitional and enabling activities?**
Not applicable.

² Fossil fuels and/or nuclear activities will only comply with the EU Taxonomy if they contribute to climate change mitigation and do no harm to any objective of the EU Taxonomy - see explanatory note in the left margin. All the criteria applicable to economic activities in the fossil fuel and nuclear energy sectors that comply with the EU Taxonomy are set out in Commission Delegated Regulation (EU) 2022/1214.



The symbol represents sustainable investments with an environmental objective that **do not take into account the criteria** for environmentally sustainable economic activities under the EU taxonomy.



What is the minimum share of sustainable investments with an environmental objective that are not aligned with the EU taxonomy?

Not applicable



What is the minimum share of socially sustainable investments?

Not applicable



What investments are included under “#2 Other”, what is their purpose and are there any minimum environmental or social safeguards?

The category “#2 Others” includes investments for hedging purposes and cash held as ancillary liquidity.



Is a specific index designated as a reference benchmark to determine whether this financial product is aligned with the environmental and/or social characteristics that it promotes?

No benchmark has been designated for the purposes of achieving the environmental or social characteristics promoted by the Sub-fund.

Benchmarks are indices used to measure whether or not a financial product achieves the environmental or social characteristics it promotes.

- ***How is the reference benchmark continuously aligned with each of the environmental or social characteristics promoted by the financial product?***

Not applicable

- ***How is the alignment of the investment strategy with the methodology of the index ensured on a continuous basis?***

Not applicable

- ***How does the designated index differ from a relevant broad market index?***

Not applicable

- ***Where can the methodology used for the calculation of the designated index be found?***

Not applicable



Where can I find more product specific information online?

More product-specific information can be found on the website:

<https://www.edmond-de-rothschild.com/fr/asset-management/sustainability-in-action>

<https://funds.edram.com/funds-list>

APPENDIX II

Template pre-contractual disclosure for the financial products referred to in Article 8 (1), (2) and (2a) of Regulation (EU) 2019/2088 and in the first paragraph of Article 6 of Regulation (EU) 2020/852

Product name: EdR SICAV - Short Duration Credit
 Legal entity identifier: 969500UGKMPIXR3F8D83

Environmental and/or social characteristics

Sustainable investment is defined as an investment in an economic activity that contributes to an environmental or social objective, provided that it does not cause significant harm to either of these objectives and that the investee companies apply good governance practices.

The **EU Taxonomy** is a classification system laid down in Regulation (EU) 2020/852 establishing a list of **environmentally sustainable economic activities**. This regulation does not list socially sustainable economic activities. Sustainable investments with an environmental objective might be aligned with the Taxonomy or not.

Does this financial product have a sustainable investment objective?	
<input checked="" type="radio"/> <input type="radio"/> Yes	<input type="radio"/> <input checked="" type="radio"/> No
<input type="checkbox"/> It will make a minimum of sustainable investments with an environmental objective : ___% <ul style="list-style-type: none"> <input type="checkbox"/> in economic activities that qualify as environmentally sustainable under the EU Taxonomy <input type="checkbox"/> in economic activities that do not qualify as environmentally sustainable under the EU Taxonomy 	<input checked="" type="checkbox"/> It promotes Environmental/Social (E/S) characteristics and while it does not have as its objective a sustainable investment, it will have a minimum proportion of 10%* of sustainable investments <ul style="list-style-type: none"> <input type="text" value="0%"/> with an environmental objective in economic activities that qualify as environmentally sustainable under the EU Taxonomy <input type="text" value="0%"/> with an environmental objective in economic activities that do not qualify as environmentally sustainable under the EU Taxonomy <input type="text" value="0%"/> with a social objective
<input type="checkbox"/> It will make a minimum of sustainable investments with a social objective : ___%	<input type="checkbox"/> It promotes E/S characteristics, but will not make any sustainable investments

*As a percentage of the net assets of the UCITS

The description of the sustainable investment methodology defined by Edmond de Rothschild Asset Management (France) is available on the website of the management company: <https://www.edmond-de-rothschild.com/SiteCollectionDocuments/Responsible-investment/OUR%20ENGAGEMENT/FR/EdRAM-Definition-et-methodologie-Investissement-durable.pdf>



Sustainability

indicators assess the extent to which the environmental or social characteristics promoted by the financial product are achieved.

What environmental and/or social characteristics are promoted by this financial product?

The Sub-fund promotes environmental and social characteristics identified with our ESG (Environmental, Social and Governance) analysis model, such as, in particular:

- Environment: environmental management strategy, energy consumption, greenhouse gas emissions, water, waste, pollution, green impact
- Social: job quality, human resources management, social impact, stakeholder relations, health and safety.

No benchmark has been designated for the purposes of achieving the environmental or social characteristics promoted by the Sub-fund.

● **What sustainability indicators are used to measure the attainment of each of the environmental or social characteristics promoted by this financial product?**

Managers have access to portfolio monitoring tools, providing climate and ESG indicators, such as the carbon footprint or temperature of the portfolio, exposure to the various United Nations Sustainable Development Goals (SDGs), as well as the environmental and social ratings of investments. Our tools provide a consolidated view of the portfolio as well as an issuer-by-issuer analysis. Our ESG analyses, whether internal or from external providers, also assign scores to each of the environmental and social themes promoted by the Fund and available to managers.

● **What are the objectives of the sustainable investments that the financial product partially intends to make and how does the sustainable investment contribute to such objectives?**

Currently, the Sub-fund does not aim to make investments that contribute to environmental objectives focused on mitigating climate change and/or adapting to climate change as defined in the EU Taxonomy.

● **How do the sustainable investments that the financial product partially intends to make, not cause significant harm to any environmental or social sustainable investment objective?**

It must be ensured that sustainable investments made by the Sub-fund do no significant harm to a sustainable investment objective, in particular:

- through the application of Edmond de Rothschild Asset Management's (France) exclusion policy, which includes controversial weapons, tobacco, thermal coal and non-conventional fossil fuels,
- ensuring that we do not invest in companies that violate the UN Global Compact.¹

Main negative impacts

correspond to the most significant negative impacts of investment decisions on sustainability factors related to environmental, social and employee issues, respect for human rights and the fight against corruption and bribery.

¹ UN Global Compact: A United Nations initiative launched in 2000 to encourage companies around the world to adopt a socially responsible attitude by committing to implement and promote several principles relating to human rights, international labour standards, the environment and anti-corruption.

How were the indicators for adverse impacts on sustainability factors taken into account?

Adverse impact indicators, and in particular the PAI indicators presented in Table 1 of Annex 1 of the RTS, are taken into account as part of the Fund's investment process, our ESG rating model and are also included in our sustainable investment definition (see the description of the sustainable investment methodology available on the website). They are integrated into the portfolio monitoring tools and checked by the Management team and the Risk Department.

How are the sustainable investments aligned with the OECD Guidelines for Multinational Enterprises and the UN Guiding Principles on Business and Human Rights? Details:

Managers select sustainable investments in accordance with the OECD Guidelines for Multinational Enterprises and the UN Guiding Principles on Business and Human Rights by excluding any company that violates the principles of the UN Global Compact.

The EU Taxonomy sets out a "do not significant harm" principle by which Taxonomy-aligned investments should not significantly harm EU Taxonomy objectives and is accompanied by specific EU criteria.

The "do no significant harm" principle applies only to those investments underlying the financial product that take into account the Union criteria for environmentally sustainable economic activities. The investments underlying the remaining portion of this financial product do not take into account the EU criteria for environmentally sustainable economic activities.

All other sustainable investments must also do no harm to environmental or social objectives.



Does this financial product consider principal adverse impacts on sustainability factors?

X

Yes, the Sub-fund takes into account the principal adverse impacts on sustainability factors by first applying the Edmond de Rothschild Asset Management (France) exclusion policy, particularly concerning thermal coal and controversial weapons. The principal adverse impacts are also taken into account as part of the issuer ESG analysis model, whether this analysis is performed internally or by external providers, and impact the environmental and social scores as well as the overall ESG rating.

In accordance with Article 11 of Regulation (EU) 2019/2088, known as the "SFDR", the Sub-fund's periodic reports, which describe the extent to which environmental or social characteristics are respected in particular, are available on the website www.edmond-de-rothschild.com, under "Fund Center".

-

No



What investment strategy does this financial product follow?

The Sub-fund's ESG strategy aims to identify investment opportunities by identifying companies with a positive environmental or social impact and good non-financial performance. It also aims to detect non-financial risks that could materialize from a financial point of view.

For this purpose, the Sub-fund uses an internal ESG rating or an ESG rating from an external rating agency, combined with negative screening based on an exclusion list created by the management company, available on its website.

- ***What are the binding elements of the investment strategy used to select the investments to attain each of the environmental or social characteristics promoted by this financial product?***

At least 90% of debt securities and money market instruments benefiting from an Investment Grade credit assessment and 75% of debt securities and money market instruments benefiting from a High Yield credit assessment have an ESG rating within the portfolio. This is either a proprietary ESG rating or a rating provided by an external non-financial data agency. At the end of this process, the Sub-fund will have an ESG rating that is higher than that of its investment universe, as specified in its prospectus.

Furthermore, the securities selection process also includes negative screening, which involves excluding companies that contribute to the production of controversial weapons, in compliance with international agreements in this field, as well as companies exposed to activities related to thermal coal, tobacco and unconventional fossil fuels, in accordance with the Edmond de Rothschild Asset Management (France) exclusion policy available on its website. This negative screening helps to mitigate sustainability risk.

- ***What is the committed minimum rate to reduce the scope of the investments considered prior to the application of that investment strategy?***

The Sub-fund does not undertake to respect a committed minimum rate to reduce the scope of the investments considered prior to the application of the investment strategy.

- ***What is the policy to assess good governance practices of the investee companies?***

Good governance practices are assessed through a comprehensive analysis of the governance pillar as part of the issuer's ESG analysis as well as through the consideration of controversies affecting the issuer. A minimum governance score, provided by our internal ESG analysis or the ESG analysis from an external provider, is applied to the Sub-fund's sustainable investments.

The **investment strategy** guides investment decisions based on factors such as investment objectives and risk tolerance.

Good governance practices include sound management structures, employee relations, remuneration of staff and tax compliance.



What is the expected asset allocation for this financial product?

Asset allocation

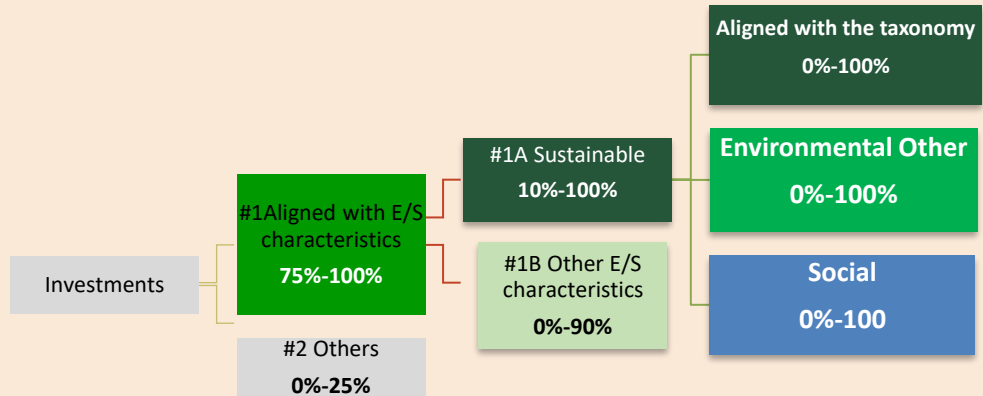
describes the share of investments in specific assets.

Taxonomy-aligned activities are expressed as a share of:

- **Turnover** to reflect the proportion of revenue generated by the green activities of investee companies;

- **Capital Expenditure** (CapEx) to highlight the investments made by investee companies, in the transition to a green economy for instance;

- **Operating Expenditure** (OpEx) to reflect the green operational activities of investee companies.



Category **#1 Aligned with E/S Characteristics** includes financial product investments used to achieve the environmental or social characteristics promoted by the financial product.

Category **#2 “Others”** includes the remaining investments in the financial product that are neither aligned with environmental or social characteristics nor considered sustainable investments. This includes investments for hedging purposes and cash held as ancillary liquidity.

Category **#1 Aligned with E/S Features** includes:

- subcategory **#1A Sustainable** covering sustainable investments with environmental or social objectives;
- subcategory **#1B Other E/S characteristics** covering investments aligned with environmental or social characteristics that are not considered sustainable investments.

How does the use of derivatives attain the environmental or social characteristics promoted by the financial product?

Single Name derivatives with long exposure only (including options, futures, CDS, CFDs, etc.) are taken into account as part of the proprietary ESG analysis methodologies and the calculation of the fund’s sustainable investment portion according to the SFDR regulation. Exposure and hedging effects on the same underlying instrument from single-name derivatives are netted.



To what minimum extent are sustainable investments with an environmental objective aligned with the EU taxonomy?

In order to comply with the EU Taxonomy, the criteria for **fossil fuels** include emission limits and the switch to renewable electricity or low-carbon fuels by the end of 2035. As regards **nuclear energy**, the criteria include comprehensive rules on nuclear safety and waste management.

Enabling activities directly enable other activities to make a substantial contribution to an environmental objective

Transitional activities are those for which low-carbon alternatives do not yet exist and, among other things, whose greenhouse gas emission levels are on a par with the best achievable performance.

- **Has the financial product invested in EU Taxonomy-compliant fossil fuels and/or nuclear energy activities? ²**

Yes


In fossil fuels

In nuclear energy

No

Given the current level of non-financial information provided by companies, we are not able at this stage to accurately identify and convey the underlying investments inherent in fossil fuels and/or nuclear energy activities in accordance with the EU Taxonomy.

The two graphs below show in green the minimum percentage of investments aligned with the EU taxonomy. As there is no appropriate methodology to determine the taxonomy-alignment of sovereign bonds*, the first graph shows the Taxonomy alignment in relation to all the investments of the financial product including sovereign bonds, while the second graph shows the Taxonomy alignment only in relation to the investments of the financial product other than sovereign bonds.



*** For the purposes of these charts, "sovereign bonds" include all sovereign exposures.**

What is the minimum share of investments in transitional and enabling activities?

- Not applicable.

² Fossil fuels and/or nuclear activities will only comply with the EU Taxonomy if they contribute to climate change mitigation and do no harm to any objective of the EU Taxonomy - see explanatory note in the left margin. All the criteria applicable to economic activities in the fossil fuel and nuclear energy sectors that comply with the EU Taxonomy are set out in Commission Delegated Regulation (EU) 2022/1214.



The symbol represents sustainable investments with an environmental objective that **do not take into account the criteria** for environmentally sustainable economic activities under the EU taxonomy.



What is the minimum share of sustainable investments with an environmental objective that are not aligned with the EU taxonomy?

Not applicable



What is the minimum share of socially sustainable investments?

Not applicable



What investments are included under “#2 Other”, what is their purpose and are there any minimum environmental or social safeguards?

The category “#2 Others” includes investments for hedging purposes and cash held as ancillary liquidity.



Is a specific index designated as a reference benchmark to determine whether this financial product is aligned with the environmental and/or social characteristics that it promotes?

No benchmark has been designated for the purposes of achieving the environmental or social characteristics promoted by the Sub-fund.

- ***How is the reference benchmark continuously aligned with each of the environmental or social characteristics promoted by the financial product?***

Not applicable

- ***How is the alignment of the investment strategy with the methodology of the index ensured on a continuous basis?***

Not applicable

- ***How does the designated index differ from a relevant broad market index?***

Not applicable

- ***Where can the methodology used for the calculation of the designated index be found?***

Not applicable

Benchmarks are indices used to measure whether or not a financial product achieves the environmental or social characteristics it promotes.

Where can I find more product specific information online?

More product-specific information can be found on the website:

<https://www.edmond-de-rothschild.com/fr/asset-management/sustainability-in-action>

<https://funds.edram.com/funds-list>



APPENDIX II

Template pre-contractual disclosure for the financial products referred to in Article 8 (1), (2) and (2a) of Regulation (EU) 2019/2088 and in the first paragraph of Article 6 of Regulation (EU) 2020/852

Product name: EdR SICAV - Tech Impact
Legal entity identifier: 969500336R2CTSG4UD41

Environmental and/or social characteristics

Does this financial product have a sustainable investment objective?

Yes

X No

It will make a minimum of **sustainable investments with an environmental objective**: ___ %

in economic activities that qualify as environmentally sustainable under the EU Taxonomy

in economic activities that do not qualify as environmentally sustainable under the EU Taxonomy

It will make a minimum of **sustainable investments with a social objective**: ___%

It **promotes Environmental/Social (E/S) characteristics** and while it does not have as its objective a sustainable investment, it will have a minimum proportion of **30%*** of sustainable investments

0% with an environmental objective in economic activities that qualify as environmentally sustainable under the EU Taxonomy

0% with an environmental objective in economic activities that do not qualify as environmentally sustainable under the EU Taxonomy

with a social objective

It promotes E/S characteristics, but **will not make any sustainable investments**

*As a percentage of the net assets of the UCITS

The description of the sustainable investment methodology defined by Edmond de Rothschild Asset Management (France) is available on the website of the management company:

<https://www.edmond-de-rothschild.com/SiteCollectionDocuments/Responsible-investment/OUR%20ENGAGEMENT/FR/EdRAM-Definition-et-methodologie-Investissement-durable.pdf>

Sustainable

investment is defined as an investment in an economic activity that contributes to an environmental or social objective, provided that it does not cause significant harm to either of these objectives and that the investee companies apply good governance practices.

The **EU Taxonomy** is a classification system laid down in Regulation (EU) 2020/852 establishing a list of **environmentally sustainable economic activities**. This regulation does not list socially sustainable economic activities. Sustainable investments with an environmental objective might be aligned with the Taxonomy or not.



What environmental and/or social characteristics are promoted by this financial product?

The Sub-fund promotes environmental and social characteristics identified with our ESG (Environmental, Social and Governance) analysis model, such as, in particular:

- Environment: environmental management strategy, energy consumption, greenhouse gas emissions, water, waste, pollution, green impact
- Social: job quality, human resources management, social impact, stakeholder relations, health and safety.

In particular, the Sub-fund seeks alignment with the United Nations Sustainable Development Goal entitled “Decent Work and Economic Growth” (SDG 8).

No benchmark has been designated for the purposes of achieving the environmental or social characteristics promoted by the Sub-fund.

● **What sustainability indicators are used to measure the attainment of each of the environmental or social characteristics promoted by this financial product?**

Managers have access to portfolio monitoring tools, providing climate and ESG indicators, such as the carbon footprint or temperature of the portfolio, exposure to the various United Nations Sustainable Development Goals (SDGs), as well as the environmental and social ratings of investments. Our tools provide a consolidated view of the portfolio as well as an issuer-by-issuer analysis. Our ESG analyses, whether internal or from external providers, also assign scores to each of the environmental and social themes promoted by the Fund and available to managers.

In terms of the SRI label, the impact report mentions two ESG KPIs where we aim to outperform the benchmark.

● **What are the objectives of the sustainable investments that the financial product partially intends to make and how does the sustainable investment contribute to such objectives?**

Currently, the Sub-fund does not aim to make investments that contribute to environmental objectives focused on mitigating climate change and/or adapting to climate change as defined in the EU Taxonomy.

● **How do the sustainable investments that the financial product partially intends to make, not cause significant harm to any environmental or social sustainable investment objective?**

It must be ensured that sustainable investments made by the Sub-fund do no significant harm to a sustainable investment objective, in particular:

- through the application of Edmond de Rothschild Asset Management's (France) exclusion policy, which includes controversial weapons, tobacco, thermal coal and non-conventional fossil fuels,
- ensuring that we do not invest in companies that violate the UN Global Compact¹.

Sustainability indicators assess the extent to which the environmental or social characteristics promoted by the financial product are achieved.

Main negative impacts correspond to the most significant negative impacts of investment decisions on sustainability factors related to environmental, social and employee issues, respect for human rights and the fight against corruption and bribery.

¹ UN Global Compact: A United Nations initiative launched in 2000 to encourage companies around the world to adopt a socially responsible attitude by committing to implement and promote several principles relating to human rights, international labour standards, the environment and anti-corruption.

How were the indicators for adverse impacts on sustainability factors taken into account?

Adverse impact indicators, and in particular the PAI indicators presented in Table 1 of Annex 1 of the RTS, are taken into account as part of the Fund's investment process, our ESG rating model and are also included in our sustainable investment definition (see the description of the sustainable investment methodology available on the website). They are integrated into the portfolio monitoring tools and checked by the Management team and the Risk Department.

Moreover, and in accordance with the requirements of the SRI label, the worst ESG ratings (20% of the investment universe) are excluded, along with the most serious controversies, thus limiting any negative impact.

How are the sustainable investments aligned with the OECD Guidelines for Multinational Enterprises and the UN Guiding Principles on Business and Human Rights? Details:

Managers select sustainable investments in accordance with the OECD Guidelines for Multinational Enterprises and the UN Guiding Principles on Business and Human Rights by excluding any company that violates the principles of the UN Global Compact.

The EU Taxonomy sets out a "do not significant harm" principle by which Taxonomy-aligned investments should not significantly harm EU Taxonomy objectives and is accompanied by specific EU criteria.

The "do no significant harm" principle applies only to those investments underlying the financial product that take into account the Union criteria for environmentally sustainable economic activities. The investments underlying the remaining portion of this financial product do not take into account the EU criteria for environmentally sustainable economic activities.

All other sustainable investments must also do no harm to environmental or social objectives.



Does this financial product consider principal adverse impacts on sustainability factors?

X

Yes, the Sub-fund takes into account the principal adverse impacts on sustainability factors by first applying the Edmond de Rothschild Asset Management (France) exclusion policy, particularly concerning thermal coal and controversial weapons. The principal adverse impacts are also taken into account as part of the issuer ESG analysis model, whether this analysis is performed internally or by external providers, and impact the environmental and social scores as well as the overall ESG rating. In accordance with Article 11 of Regulation (EU) 2019/2088, known as the "SFDR", the Sub-fund's periodic reports, which describe the extent to which environmental or social characteristics are respected in particular, are available on the website www.edmond-de-rothschild.com, under "Fund Center".

-

No



The **investment strategy** guides investment decisions based on factors such as investment objectives and risk tolerance.

What investment strategy does this financial product follow?

The Sub-fund's ESG strategy aims to identify investment opportunities by identifying companies with a positive environmental or social impact and good non-financial performance. It also aims to detect non-financial risks that could materialize from a financial point of view.

For this purpose, the Sub-fund uses an internal ESG rating or an ESG rating from an external rating agency, combined with negative screening based on an exclusion list created by the management company, available on its website.

ESG criteria are taken into account at each stage of the investment process with the definition of an eligible universe (eliminating the bottom quintile of the universe based on ESG ratings) and an ESG analysis for each security, sometimes involving an active dialogue and engagement process.

- ***What are the binding elements of the investment strategy used to select the investments to attain each of the environmental or social characteristics promoted by this financial product?***

At least 90% of the net assets in the portfolio receive an internal ESG rating or a rating provided by an external rating agency.

Once this process has been applied, the investment universe will be reduced by at least 20% by eliminating the poorest non-financial ratings, in line with a Best-in-Universe approach.

Furthermore, the securities selection process also includes negative screening, which involves excluding companies that contribute to the production of controversial weapons, in compliance with international agreements in this field, as well as companies exposed to activities related to thermal coal, tobacco and unconventional fossil fuels, in accordance with the Edmond de Rothschild Asset Management (France) exclusion policy available on its website. This negative screening helps to mitigate sustainability risk.

- ***What is the committed minimum rate to reduce the scope of the investments considered prior to the application of that investment strategy?***

The Sub-fund undertakes to reduce the scope of the investments considered prior to the application of that investment strategy by a minimum rate of 20%.

- ***What is the policy to assess good governance practices of the investee companies?***

Good governance practices are assessed through a comprehensive analysis of the governance pillar as part of the issuer's ESG analysis as well as through the consideration of controversies affecting the issuer. A minimum governance score, provided by our internal ESG analysis or the ESG analysis from an external provider, is applied to the Sub-fund's sustainable investments.

Good governance practices include sound management structures, employee relations, remuneration of staff and tax compliance.



What is the expected asset allocation for this financial product?

Asset allocation

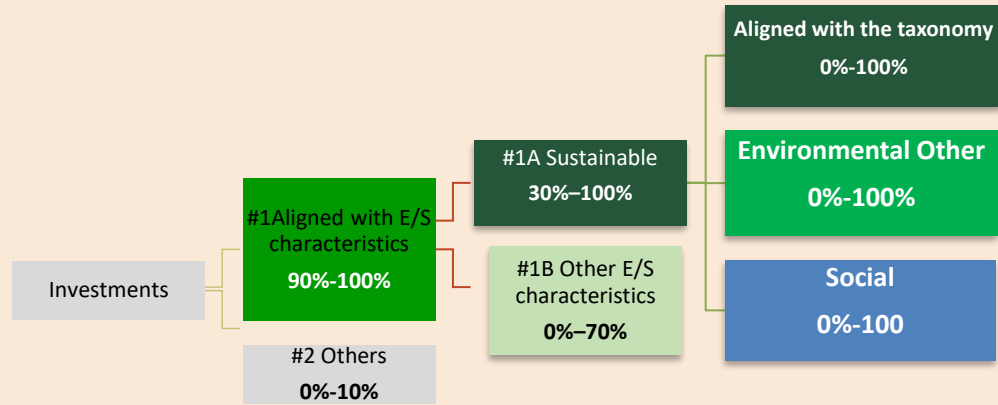
describes the share of investments in specific assets.

Taxonomy-aligned activities are expressed as a share of:

- **Turnover** to reflect the proportion of revenue generated by the green activities of investee companies;

- **Capital Expenditure** (CapEx) to highlight the investments made by investee companies, in the transition to a green economy for instance;

- **Operating Expenditure** (OpEx) to reflect the green operational activities of investee companies.



Category **#1 Aligned with E/S Characteristics** includes financial product investments used to achieve the environmental or social characteristics promoted by the financial product.

Category #2 “Others” includes the remaining investments in the financial product that are neither aligned with environmental or social characteristics nor considered sustainable investments. This includes investments for hedging purposes and cash held as ancillary liquidity.

Category **#1 Aligned with E/S Features** includes:

- subcategory **#1A Sustainable** covering sustainable investments with environmental or social objectives;
- subcategory **#1B Other E/S characteristics** covering investments aligned with environmental or social characteristics that are not considered sustainable investments.

How does the use of derivatives attain the environmental or social characteristics promoted by the financial product?

Single Name derivatives with long exposure only (including options, futures, CDS, CFDs, etc.) are taken into account as part of the proprietary ESG analysis methodologies and the calculation of the fund’s sustainable investment portion according to the SFDR regulation. Exposure and hedging effects on the same underlying instrument from single-name derivatives are netted.



To what minimum extent are sustainable investments with an environmental objective aligned with the EU taxonomy?

In order to comply with the EU Taxonomy, the criteria for **fossil fuels** include emission limits and the switch to renewable electricity or low-carbon fuels by the end of 2035. As regards **nuclear energy**, the criteria include comprehensive rules on nuclear safety and waste management.

Enabling activities directly enable other activities to make a substantial contribution to an environmental objective

Transitional activities are those for which low-carbon alternatives do not yet exist and, among other things, whose greenhouse gas emission levels are on a par with the best achievable performance.

- **Has the financial product invested in EU Taxonomy-compliant fossil fuels and/or nuclear energy activities?**²

Yes

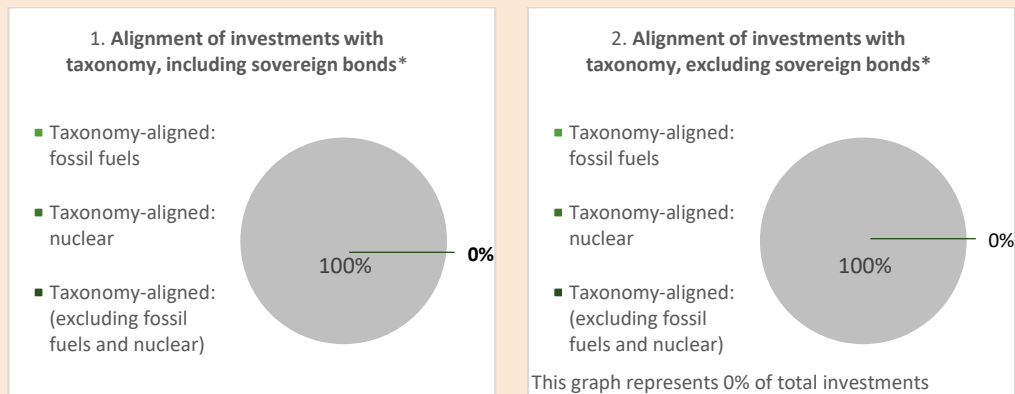
In fossil fuels

In nuclear energy

No

Given the current level of non-financial information provided by companies, we are not able at this stage to accurately identify and convey the underlying investments inherent in fossil fuels and/or nuclear energy activities in accordance with the EU Taxonomy.

The two graphs below show in green the minimum percentage of investments aligned with the EU taxonomy. As there is no appropriate methodology to determine the taxonomy-alignment of sovereign bonds*, the first graph shows the Taxonomy alignment in relation to all the investments of the financial product including sovereign bonds, while the second graph shows the Taxonomy alignment only in relation to the investments of the financial product other than sovereign bonds.



*** For the purposes of these charts, "sovereign bonds" include all sovereign exposures.**

- **What is the minimum share of investments in transitional and enabling activities?**

Not applicable.

² Fossil fuels and/or nuclear activities will only comply with the EU Taxonomy if they contribute to climate change mitigation and do no harm to any objective of the EU Taxonomy - see explanatory note in the left margin. All the criteria applicable to economic activities in the fossil fuel and nuclear energy sectors that comply with the EU Taxonomy are set out in Commission Delegated Regulation (EU) 2022/1214.



The symbol represents sustainable investments with an environmental objective that **do not take into account the criteria** for environmentally sustainable economic activities under the EU taxonomy.



What is the minimum share of sustainable investments with an environmental objective that are not aligned with the EU taxonomy?

Not applicable



What is the minimum share of socially sustainable investments?

The minimum share of sustainable investments with an environmental objective that are not aligned with the Taxonomy is: **30%**



What investments are included under “#2 Other”, what is their purpose and are there any minimum environmental or social safeguards?

The category “#2 Others” includes investments for hedging purposes and cash held as ancillary liquidity.



Is a specific index designated as a reference benchmark to determine whether this financial product is aligned with the environmental and/or social characteristics that it promotes?

No benchmark has been designated for the purposes of achieving the environmental or social characteristics promoted by the Sub-fund.

- ***How is the reference benchmark continuously aligned with each of the environmental or social characteristics promoted by the financial product?***

Not applicable

- ***How is the alignment of the investment strategy with the methodology of the index ensured on a continuous basis?***

Not applicable

- ***How does the designated index differ from a relevant broad market index?***

Not applicable

- ***Where can the methodology used for the calculation of the designated index be found?***

Not applicable

Benchmarks are indices used to measure whether or not a financial product achieves the environmental or social characteristics it promotes.



Where can I find more product specific information online?

More product-specific information can be found on the website:

<https://www.edmond-de-rothschild.com/fr/asset-management/sustainability-in-action>

<https://funds.edram.com/funds-list>

APPENDIX II

Template pre-contractual disclosure for the financial products referred to in Article 8 (1), (2) and (2a) of Regulation (EU) 2019/2088 and in the first paragraph of Article 6 of Regulation (EU) 2020/852

Product name: EdR SICAV - Green New Deal
Legal entity identifier: 969500ICWVN0G3AAG236

Environmental and/or social characteristics

Does this financial product have a sustainable investment objective?

Yes

No

It will make a minimum of **sustainable investments with an environmental objective**: ___ %

in economic activities that qualify as environmentally sustainable under the EU Taxonomy

in economic activities that do not qualify as environmentally sustainable under the EU Taxonomy

It will make a minimum of **sustainable investments with a social objective**: ___ %

It **promotes Environmental/Social (E/S) characteristics** and while it does not have as its objective a sustainable investment, it will have a minimum proportion of **50%*** of sustainable investments

0% with an environmental objective in economic activities that qualify as environmentally sustainable under the EU Taxonomy

with an environmental objective in economic activities that do not qualify as environmentally sustainable under the EU Taxonomy

0% with a social objective

It promotes E/S characteristics, but **will not make any sustainable investments**

*As a percentage of the net assets of the UCITS

The description of the sustainable investment methodology defined by Edmond de Rothschild Asset Management (France) is available on the website of the management company:

<https://www.edmond-de-rothschild.com/SiteCollectionDocuments/Responsible-investment/OUR%20ENGAGEMENT/FR/EdRAM-Definition-et-methodologie-Investissement-durable.pdf>

Sustainable investment is defined as an investment in an economic activity that contributes to an environmental or social objective, provided that it does not cause significant harm to either of these objectives and that the investee companies apply good governance practices.

The **EU Taxonomy** is a classification system laid down in Regulation (EU) 2020/852 establishing a list of **environmentally sustainable economic activities**. This regulation does not list socially sustainable economic activities. Sustainable investments with an environmental objective might be aligned with the Taxonomy or not.



Sustainability indicators assess the extent to which the environmental or social characteristics promoted by the financial product are achieved.

Main negative impacts correspond to the most significant negative impacts of investment decisions on sustainability factors related to environmental, social and employee issues, respect for human rights and the fight against corruption and bribery.

What environmental and/or social characteristics are promoted by this financial product?

The Sub-fund promotes environmental and social characteristics identified with our ESG (Environmental, Social and Governance) analysis model, such as, in particular:

- Environment: environmental management strategy, energy consumption, greenhouse gas emissions, water, waste, pollution, green impact
- Social: job quality, human resources management, social impact, stakeholder relations, health and safety.

In particular, the Fund seeks alignment with the United Nations Sustainable Development Goal on climate action (SDG 13).

No benchmark has been designated for the purposes of achieving the environmental or social characteristics promoted by the Sub-fund.

What sustainability indicators are used to measure the attainment of each of the environmental or social characteristics promoted by this financial product?

Managers have access to portfolio monitoring tools, providing climate and ESG indicators, such as the carbon footprint or temperature of the portfolio, exposure to the various United Nations Sustainable Development Goals (SDGs), as well as the environmental and social ratings of investments. Our tools provide a consolidated view of the portfolio as well as an issuer-by-issuer analysis. Our ESG analyses, whether internal or from external providers, also assign scores to each of the environmental and social themes promoted by the Fund and available to managers.

In terms of the SRI label, the impact report mentions two ESG KPIs where we aim to outperform the benchmark.

What are the objectives of the sustainable investments that the financial product partially intends to make and how does the sustainable investment contribute to such objectives?

Currently, the Sub-fund does not aim to make investments that contribute to environmental objectives focused on mitigating climate change and/or adapting to climate change as defined in the EU Taxonomy.

How do the sustainable investments that the financial product partially intends to make, not cause significant harm to any environmental or social sustainable investment objective?

It must be ensured that sustainable investments made by the Sub-fund do no significant harm to a sustainable investment objective, in particular:

- through the application of Edmond de Rothschild Asset Management's (France) exclusion policy, which includes controversial weapons, tobacco, thermal coal and non-conventional fossil fuels,
- ensuring that we do not invest in companies that violate the UN Global Compact¹.

¹ UN Global Compact: A United Nations initiative launched in 2000 to encourage companies around the world to adopt a socially responsible attitude by committing to implement and promote several principles relating to human rights, international labour standards, the environment and anti-corruption.

— How were the indicators for adverse impacts on sustainability factors taken into account?

Adverse impact indicators, and in particular the PAI indicators presented in Table 1 of Annex 1 of the RTS, are taken into account as part of the Fund's investment process, our ESG rating model and are also included in our sustainable investment definition (see the description of the sustainable investment methodology available on the website). They are integrated into the portfolio monitoring tools and checked by the Management team and the Risk Department.

Moreover, and in accordance with the requirements of the SRI label, the worst ESG ratings (20% of the investment universe) are excluded, along with the most serious controversies, thus limiting any negative impact.

— How are the sustainable investments aligned with the OECD Guidelines for Multinational Enterprises and the UN Guiding Principles on Business and Human Rights? Details:

Managers select sustainable investments in accordance with the OECD Guidelines for Multinational Enterprises and the UN Guiding Principles on Business and Human Rights by excluding any company that violates the principles of the UN Global Compact.

The EU Taxonomy sets out a "do not significant harm" principle by which Taxonomy-aligned investments should not significantly harm EU Taxonomy objectives and is accompanied by specific EU criteria.

The "do no significant harm" principle applies only to those investments underlying the financial product that take into account the Union criteria for environmentally sustainable economic activities. The investments underlying the remaining portion of this financial product do not take into account the EU criteria for environmentally sustainable economic activities.

All other sustainable investments must also do no harm to environmental or social objectives.



Does this financial product consider principal adverse impacts on sustainability factors?

X

Yes, the Sub-fund takes into account the principal adverse impacts on sustainability factors by first applying the Edmond de Rothschild Asset Management (France) exclusion policy, particularly concerning thermal coal and controversial weapons. The principal adverse impacts are also taken into account as part of the issuer ESG analysis model, whether this analysis is performed internally or by external providers, and impact the environmental and social scores as well as the overall ESG rating. In accordance with Article 11 of Regulation (EU) 2019/2088, known as the "SFDR", the Sub-fund's periodic reports, which describe the extent to which environmental or social characteristics are respected in particular, are available on the website www.edmond-de-rothschild.com, under "Fund Center".

- No



What investment strategy does this financial product follow?

The Sub-fund's ESG strategy aims to identify investment opportunities by identifying companies with a positive environmental or social impact and good non-financial performance. It also aims to detect non-financial risks that could materialize from a financial point of view.

For this purpose, the Sub-fund uses an internal ESG rating or an ESG rating from an external rating agency, combined with negative screening based on an exclusion list created by the management company, available on its website.

ESG criteria are taken into account at each stage of the investment process with the definition of an eligible universe (eliminating the bottom quintile of the universe based on ESG ratings) and an ESG analysis for each security, sometimes involving an active dialogue and engagement process.

- ***What are the binding elements of the investment strategy used to select the investments to attain each of the environmental or social characteristics promoted by this financial product?***

At least 90% of portfolio companies receive either an internal ESG rating or a rating supplied by an external rating agency.

Once this process has been applied, the investment universe will be reduced by at least 20% by eliminating the poorest non-financial ratings, in line with a Best-in-Universe approach.

Furthermore, the securities selection process also includes negative screening, which involves excluding companies that contribute to the production of controversial weapons, in compliance with international agreements in this field, as well as companies exposed to activities related to thermal coal, tobacco and unconventional fossil fuels, in accordance with the Edmond de Rothschild Asset Management (France) exclusion policy available on its website. This negative screening helps to mitigate sustainability risk.

- ***What is the committed minimum rate to reduce the scope of the investments considered prior to the application of that investment strategy?***

The Sub-fund undertakes to reduce the scope of the investments considered prior to the application of that investment strategy by a minimum rate of 20%.

- ***What is the policy to assess good governance practices of the investee companies?***

Good governance practices are assessed through a comprehensive analysis of the governance pillar as part of the issuer's ESG analysis as well as through the consideration of controversies affecting the issuer. A minimum governance score, provided by our internal ESG analysis or the ESG analysis from an external provider, is applied to the Sub-fund's sustainable investments.

The **investment strategy** guides investment decisions based on factors such as investment objectives and risk tolerance.

Good governance practices include sound management structures, employee relations, remuneration of staff and tax compliance.



What is the expected asset allocation for this financial product?

Asset allocation

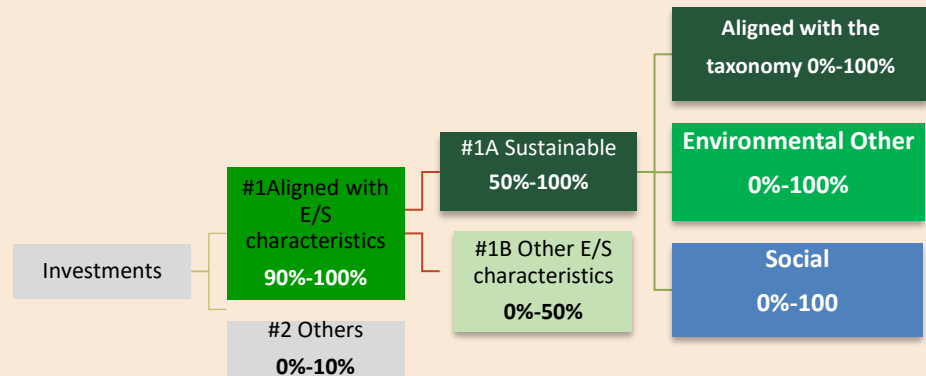
describes the share of investments in specific assets.

Taxonomy-aligned activities are expressed as a share of:

- **Turnover** to reflect the proportion of revenue generated by the green activities of investee companies;

- **Capital Expenditure** (CapEx) to highlight the investments made by investee companies, in the transition to a green economy for instance;

- **Operating Expenditure** (OpEx) to reflect the green operational activities of investee companies.



Category **#1 Aligned with E/S Characteristics** includes financial product investments used to achieve the environmental or social characteristics promoted by the financial product.

Category **#2 “Others”** includes the remaining investments in the financial product that are neither aligned with environmental or social characteristics nor considered sustainable investments. This includes investments for hedging purposes and cash held as ancillary liquidity.

Category **#1 Aligned with E/S Features** includes:

- subcategory **#1A Sustainable** covering sustainable investments with environmental or social objectives;
- subcategory **#1B Other E/S characteristics** covering investments aligned with environmental or social characteristics that are not considered sustainable investments.

How does the use of derivatives attain the environmental or social characteristics promoted by the financial product?

Single Name derivatives with long exposure only (including options, futures, CDS, CFDs, etc.) are taken into account as part of the proprietary ESG analysis methodologies and the calculation of the fund’s sustainable investment portion according to the SFDR regulation. Exposure and hedging effects on the same underlying instrument from single-name derivatives are netted.



To what minimum extent are sustainable investments with an environmental objective aligned with the EU taxonomy?

In order to comply with the EU Taxonomy, the criteria for **fossil fuels** include emission limits and the switch to renewable electricity or low-carbon fuels by the end of 2035. As regards **nuclear energy**, the criteria include comprehensive rules on nuclear safety and waste management.

Enabling activities directly enable other activities to make a substantial contribution to an environmental objective

Transitional activities are those for which low-carbon alternatives do not yet exist and, among other things, whose greenhouse gas emission levels are on a par with the best achievable performance.

- **Has the financial product invested in EU Taxonomy-compliant fossil fuels and/or nuclear energy activities? ²**

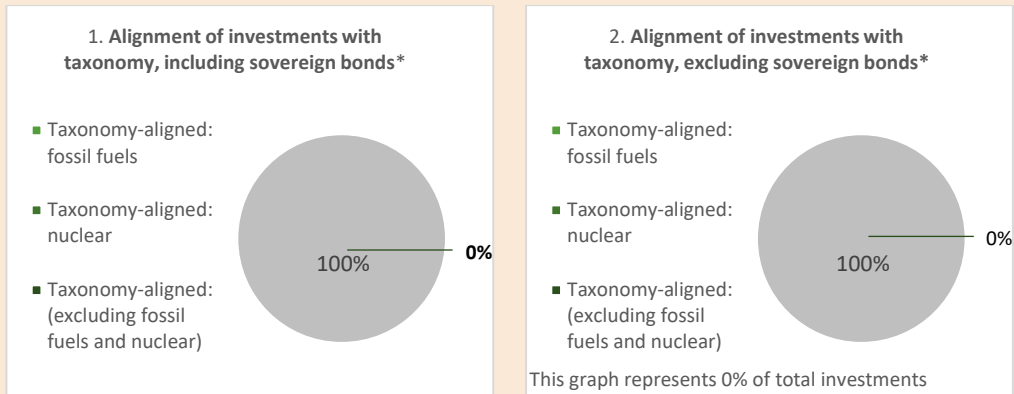
Yes

In fossil fuels In nuclear energy

No

Given the current level of non-financial information provided by companies, we are not able at this stage to accurately identify and convey the underlying investments inherent in fossil fuels and/or nuclear energy activities in accordance with the EU Taxonomy.

The two graphs below show in green the minimum percentage of investments aligned with the EU taxonomy. As there is no appropriate methodology to determine the taxonomy-alignment of sovereign bonds, the first graph shows the Taxonomy alignment in relation to all the investments of the financial product including sovereign bonds, while the second graph shows the Taxonomy alignment only in relation to the investments of the financial product other than sovereign bonds.*



*** For the purposes of these charts, "sovereign bonds" include all sovereign exposures.**

- **What is the minimum share of investments in transitional and enabling activities?**

Not applicable.

² Fossil fuels and/or nuclear activities will only comply with the EU Taxonomy if they contribute to climate change mitigation and do no harm to any objective of the EU Taxonomy - see explanatory note in the left margin. All the criteria applicable to economic activities in the fossil fuel and nuclear energy sectors that comply with the EU Taxonomy are set out in Commission Delegated Regulation (EU) 2022/1214.



The symbol represents sustainable investments with an environmental objective that **do not take into account the criteria** for environmentally sustainable economic activities under the EU taxonomy.



What is the minimum share of sustainable investments with an environmental objective that are not aligned with the EU taxonomy?

The minimum share of sustainable investments with an environmental objective that are not aligned with the Taxonomy is: 50%



What is the minimum share of socially sustainable investments?

Not applicable



What investments are included under “#2 Other”, what is their purpose and are there any minimum environmental or social safeguards?

The category “#2 Others” includes investments for hedging purposes and cash held as ancillary liquidity.



Benchmarks are indices used to measure whether or not a financial product achieves the environmental or social characteristics it promotes.

Is a specific index designated as a reference benchmark to determine whether this financial product is aligned with the environmental and/or social characteristics that it promotes?

No benchmark has been designated for the purposes of achieving the environmental or social characteristics promoted by the Sub-fund.

● ***How is the reference benchmark continuously aligned with each of the environmental or social characteristics promoted by the financial product?***

Not applicable

● ***How is the alignment of the investment strategy with the methodology of the index ensured on a continuous basis?***

Not applicable

● ***How does the designated index differ from a relevant broad market index?***

Not applicable

● ***Where can the methodology used for the calculation of the designated index be found?***

Not applicable



Where can I find more product specific information online?

More product-specific information can be found on the website:

<https://www.edmond-de-rothschild.com/fr/asset-management/sustainability-in-action>

<https://funds.edram.com/funds-list>

APPENDIX II

Template pre-contractual disclosure for the financial products referred to in Article 8 (1), (2) and (2a) of Regulation (EU) 2019/2088 and in the first paragraph of Article 6 of Regulation (EU) 2020/852

Product name: EDR SICAV - Corporate Hybrid Bonds
 Legal entity identifier: 969500CA2P67XH0YWF36

Environmental and/or social characteristics

Does this financial product have a sustainable investment objective?

Yes

No

It will make a minimum of **sustainable investments with an environmental objective**: ___ %

in economic activities that qualify as environmentally sustainable under the EU Taxonomy

in economic activities that do not qualify as environmentally sustainable under the EU Taxonomy

It will make a minimum of **sustainable investments with a social objective**: ___ %

It **promotes Environmental/Social (E/S) characteristics** and while it does not have as its objective a sustainable investment, it will have a minimum proportion of **15%*** of sustainable investments

0% with an environmental objective in economic activities that qualify as environmentally sustainable under the EU Taxonomy

0% with an environmental objective in economic activities that do not qualify as environmentally sustainable under the EU Taxonomy

0% with a social objective

It promotes E/S characteristics, but **will not make any sustainable investments**

*As a percentage of the net assets of the UCITS

The description of the sustainable investment methodology defined by Edmond de Rothschild Asset Management (France) is available on the website of the management company: <https://www.edmond-de-rothschild.com/SiteCollectionDocuments/Responsible-investment/OUR%20ENGAGEMENT/FR/EdRAM-Definition-et-methodologie-Investissement-durable.pdf>

Sustainable investment is defined as an investment in an economic activity that contributes to an environmental or social objective, provided that it does not cause significant harm to either of these objectives and that the investee companies apply good governance practices.

The **EU Taxonomy** is a classification system laid down in Regulation (EU) 2020/852 establishing a list of **environmentally sustainable economic activities**. This regulation does not list socially sustainable economic activities. Sustainable investments with an environmental objective might be aligned with the Taxonomy or not.



What environmental and/or social characteristics are promoted by this financial product?

The Sub-fund promotes environmental and social characteristics identified with our ESG (Environmental, Social and Governance) analysis model, such as, in particular:

- Environment: environmental management strategy, energy consumption, greenhouse gas emissions, water, waste, pollution, green impact
- Social: job quality, human resources management, social impact, stakeholder relations, health and safety.

No benchmark has been designated for the purposes of achieving the environmental or social characteristics promoted by the Sub-fund.

What sustainability indicators are used to measure the attainment of each of the environmental or social characteristics promoted by this financial product?

Managers have access to portfolio monitoring tools, providing climate and ESG indicators, such as the carbon footprint or temperature of the portfolio, exposure to the various United Nations Sustainable Development Goals (SDGs), as well as the environmental and social ratings of investments. Our tools provide a consolidated view of the portfolio as well as an issuer-by-issuer analysis. Our ESG analyses, whether internal or from external providers, also assign scores to each of the environmental and social themes promoted by the Fund and available to managers.

What are the objectives of the sustainable investments that the financial product partially intends to make and how does the sustainable investment contribute to such objectives?

Currently, the Sub-fund does not aim to make investments that contribute to environmental objectives focused on mitigating climate change and/or adapting to climate change as defined in the EU Taxonomy.

How do the sustainable investments that the financial product partially intends to make, not cause significant harm to any environmental or social sustainable investment objective?

It must be ensured that sustainable investments made by the Sub-fund do no significant harm to a sustainable investment objective, in particular:

- through the application of Edmond de Rothschild Asset Management's (France) exclusion policy, which includes controversial weapons, tobacco, thermal coal and non-conventional fossil fuels,
- ensuring that we do not invest in companies that violate the UN Global Compact.¹

Sustainability indicators

assess the extent to which the environmental or social characteristics promoted by the financial product are achieved.

Main negative impacts

correspond to the most significant negative impacts of investment decisions on sustainability factors related to environmental, social and employee issues, respect for human rights and the fight against corruption and bribery.

¹ UN Global Compact: A United Nations initiative launched in 2000 to encourage companies around the world to adopt a socially responsible attitude by committing to implement and promote several principles relating to human rights, international labour standards, the environment and anti-corruption.

How were the indicators for adverse impacts on sustainability factors taken into account?

Adverse impact indicators, and in particular the PAI indicators presented in Table 1 of Annex 1 of the RTS, are taken into account as part of the Fund's investment process, our ESG rating model and are also included in our sustainable investment definition (see the description of the sustainable investment methodology available on the website). They are integrated into the portfolio monitoring tools and checked by the Management team and the Risk Department.

How are the sustainable investments aligned with the OECD Guidelines for Multinational Enterprises and the UN Guiding Principles on Business and Human Rights? Details:

Managers select sustainable investments in accordance with the OECD Guidelines for Multinational Enterprises and the UN Guiding Principles on Business and Human Rights by excluding any company that violates the principles of the UN Global Compact.

The EU Taxonomy sets out a "do not significant harm" principle by which Taxonomy-aligned investments should not significantly harm EU Taxonomy objectives and is accompanied by specific EU criteria.

The "do no significant harm" principle applies only to those investments underlying the financial product that take into account the Union criteria for environmentally sustainable economic activities. The investments underlying the remaining portion of this financial product do not take into account the EU criteria for environmentally sustainable economic activities.

All other sustainable investments must also do no harm to environmental or social objectives.



Does this financial product consider principal adverse impacts on sustainability factors?

Yes, the Sub-fund takes into account the principal adverse impacts on sustainability factors by first applying the Edmond de Rothschild Asset Management (France) exclusion policy, particularly concerning thermal coal and controversial weapons. The principal adverse impacts are also taken into account as part of the issuer ESG analysis model, whether this analysis is performed internally or by external providers, and impact the environmental and social scores as well as the overall ESG rating.

In accordance with Article 11 of Regulation (EU) 2019/2088, known as the "SFDR", the Sub-fund's periodic reports, which describe the extent to which environmental or social characteristics are respected in particular, are available on the website www.edmond-de-rothschild.com, under "Fund Center".

- No



What investment strategy does this financial product follow?

The Sub-fund's ESG strategy aims to identify investment opportunities by identifying companies with a positive environmental or social impact and good non-financial performance. It also aims to detect non-financial risks that could materialize from a financial point of view.

For this purpose, the Sub-fund uses an internal ESG rating or an ESG rating from an external rating agency, combined with negative screening based on an exclusion list created by the management company, available on its website.

- ***What are the binding elements of the investment strategy used to select the investments to attain each of the environmental or social characteristics promoted by this financial product?***

At least 90% of debt securities and money market instruments benefiting from an Investment Grade credit assessment and 75% of debt securities and money market instruments benefiting from a High Yield credit assessment have an ESG rating within the portfolio. This is either a proprietary ESG rating or a rating provided by an external non-financial data agency. Both ratios are expressed as a percentage of the collective investment's net assets, as specified in its prospectus.

Furthermore, the securities selection process also includes negative screening, which involves excluding companies that contribute to the production of controversial weapons, in compliance with international agreements in this field, as well as companies exposed to activities related to thermal coal, tobacco and unconventional fossil fuels, in accordance with the Edmond de Rothschild Asset Management (France) exclusion policy available on its website. This negative screening helps to mitigate sustainability risk.

- ***What is the committed minimum rate to reduce the scope of the investments considered prior to the application of that investment strategy?***

The Sub-fund does not undertake to respect a committed minimum rate to reduce the scope of the investments considered prior to the application of the investment strategy.

- ***What is the policy to assess good governance practices of the investee companies?***

Good governance practices are assessed through a comprehensive analysis of the governance pillar as part of the issuer's ESG analysis as well as through the consideration of controversies affecting the issuer. A minimum governance score, provided by our internal ESG analysis or the ESG analysis from an external provider, is applied to the Sub-fund's sustainable investments.

The **investment strategy** guides investment decisions based on factors such as investment objectives and risk tolerance.

Good governance practices include sound management structures, employee relations, remuneration of staff and tax compliance.



What is the expected asset allocation for this financial product?

Asset allocation

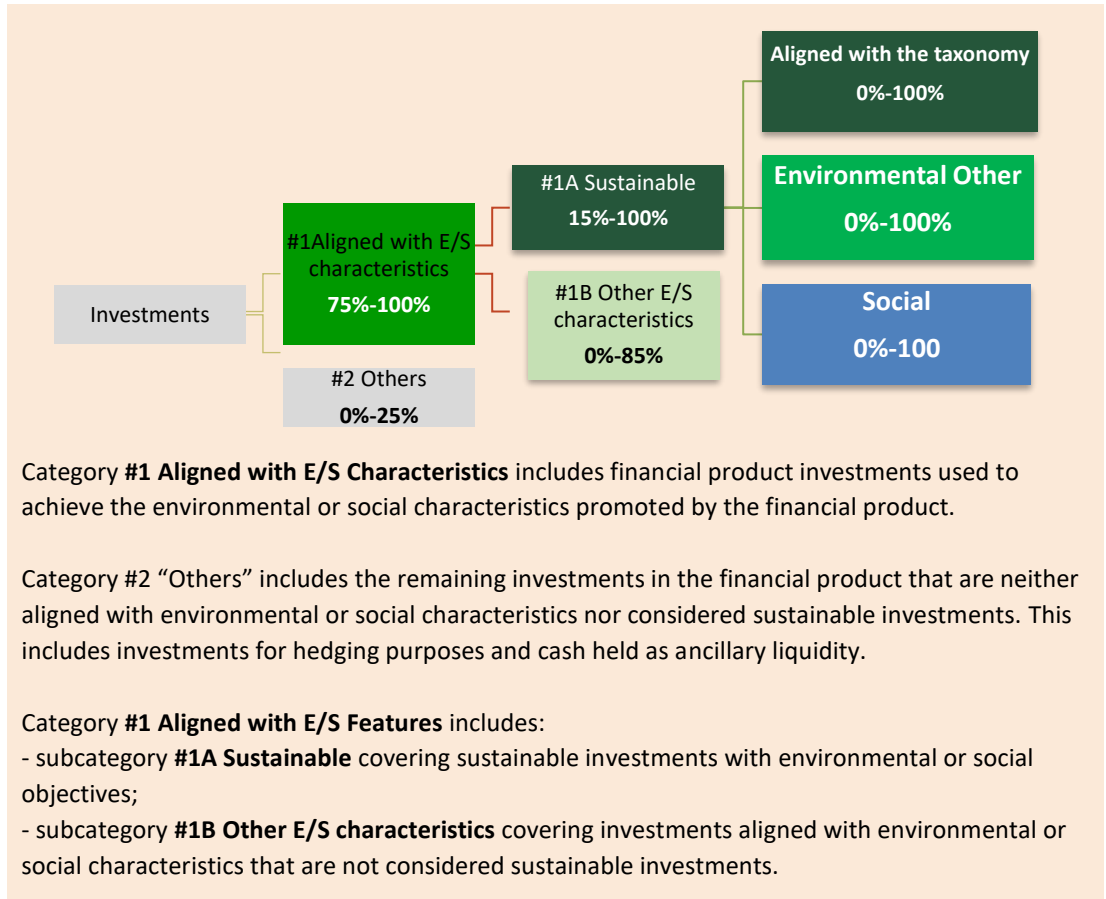
describes the share of investments in specific assets.

Taxonomy-aligned activities are expressed as a share of:

- **Turnover** to reflect the proportion of revenue generated by the green activities of investee companies;

- **Capital Expenditure** (CapEx) to highlight the investments made by investee companies, in the transition to a green economy for instance;

- **Operating Expenditure** (OpEx) to reflect the green operational activities of investee companies.



● **How does the use of derivatives attain the environmental or social characteristics promoted by the financial product?**

Single Name derivatives with long exposure only (including options, futures, CDS, CFDs, etc.) are taken into account as part of the proprietary ESG analysis methodologies and the calculation of the fund’s sustainable investment portion according to the SFDR regulation. Exposure and hedging effects on the same underlying instrument from single-name derivatives are netted.

In order to comply with the EU Taxonomy, the criteria for **fossil fuels** include emission limits and the switch to renewable electricity or low-carbon fuels by the end of 2035. As regards **nuclear energy**, the criteria include comprehensive rules on nuclear safety and waste management.

Enabling activities directly enable other activities to make a substantial contribution to an environmental objective

Transitional activities are those for which low-carbon alternatives do not yet exist and, among other things, whose greenhouse gas emission levels are on a par with the best achievable performance.



To what minimum extent are sustainable investments with an environmental objective aligned with the EU taxonomy?

- **Has the financial product invested in EU Taxonomy-compliant fossil fuels and/or nuclear energy activities? ²**


Yes

In fossil fuels In nuclear energy

No

Given the current level of non-financial information provided by companies, we are not able at this stage to accurately identify and convey the underlying investments inherent in fossil fuels and/or nuclear energy activities in accordance with the EU Taxonomy.

The two graphs below show in green the minimum percentage of investments aligned with the EU taxonomy. As there is no appropriate methodology to determine the taxonomy-alignment of sovereign bonds*, the first graph shows the Taxonomy alignment in relation to all the investments of the financial product including sovereign bonds, while the second graph shows the Taxonomy alignment only in relation to the investments of the financial product other than sovereign bonds.



*** For the purposes of these charts, "sovereign bonds" include all sovereign exposures.**

- **What is the minimum share of investments in transitional and enabling activities?**

Not applicable.

² Fossil fuels and/or nuclear activities will only comply with the EU Taxonomy if they contribute to climate change mitigation and do no harm to any objective of the EU Taxonomy - see explanatory note in the left margin. All the criteria applicable to economic activities in the fossil fuel and nuclear energy sectors that comply with the EU Taxonomy are set out in Commission Delegated Regulation (EU) 2022/1214.



The symbol represents sustainable investments with an environmental objective that **do not take into account the criteria** for environmentally sustainable economic activities under the EU taxonomy.



What is the minimum share of sustainable investments with an environmental objective that are not aligned with the EU taxonomy?

Not applicable



What is the minimum share of socially sustainable investments?

Not applicable



What investments are included under “#2 Other”, what is their purpose and are there any minimum environmental or social safeguards?

The category “#2 Others” includes investments for hedging purposes and cash held as ancillary liquidity.



Is a specific index designated as a reference benchmark to determine whether this financial product is aligned with the environmental and/or social characteristics that it promotes?

No benchmark has been designated for the purposes of achieving the environmental or social characteristics promoted by the Sub-fund.

Benchmarks are indices used to measure whether or not a financial product achieves the environmental or social characteristics it promotes.

- ***How is the reference benchmark continuously aligned with each of the environmental or social characteristics promoted by the financial product?***

Not applicable

- ***How is the alignment of the investment strategy with the methodology of the index ensured on a continuous basis?***

Not applicable

- ***How does the designated index differ from a relevant broad market index?***

Not applicable

- ***Where can the methodology used for the calculation of the designated index be found?***

Not applicable



Where can I find more product specific information online?

More product-specific information can be found on the website:

<https://www.edmond-de-rothschild.com/fr/asset-management/sustainability-in-action>

<https://funds.edram.com/funds-list>

APPENDIX II

Template pre-contractual disclosure for the financial products referred to in Article 8 (1), (2) and (2a) of Regulation (EU) 2019/2088 and in the first paragraph of Article 6 of Regulation (EU) 2020/852

Product name: EdR SICAV - Millesima World 2028
Legal entity identifier: 969500OA4FDI7MWDRX89

Environmental and/or social characteristics

Does this financial product have a sustainable investment objective?	
<input checked="" type="radio"/> <input type="radio"/> <input type="checkbox"/> Yes	<input type="radio"/> <input checked="" type="radio"/> <input type="checkbox"/> X No
<input type="checkbox"/> It will make a minimum of sustainable investments with an environmental objective: ___ % <ul style="list-style-type: none"> <input type="checkbox"/> in economic activities that qualify as environmentally sustainable under the EU Taxonomy <input type="checkbox"/> in economic activities that do not qualify as environmentally sustainable under the EU Taxonomy <input type="checkbox"/> It will make a minimum of sustainable investments with a social objective: ___%	<input checked="" type="checkbox"/> It promotes Environmental/Social (E/S) characteristics and while it does not have as its objective a sustainable investment, it will have a minimum proportion of 10%* of sustainable investments <ul style="list-style-type: none"> <input type="checkbox"/> 0% with an environmental objective in economic activities that qualify as environmentally sustainable under the EU Taxonomy <input type="checkbox"/> 0% with an environmental objective in economic activities that do not qualify as environmentally sustainable under the EU Taxonomy <input type="checkbox"/> 0% with a social objective <input type="checkbox"/> It promotes E/S characteristics, but will not make any sustainable investments

*As a percentage of the net assets of the UCITS

The description of the sustainable investment methodology defined by Edmond de Rothschild Asset Management (France) is available on the website of the management company:

<https://www.edmond-de-rothschild.com/SiteCollectionDocuments/Responsible-investment/OUR%20ENGAGEMENT/FR/EdRAM-Definition-et-methodologie-Investissement-durable.pdf>

Sustainable investment is defined as an investment in an economic activity that contributes to an environmental or social objective, provided that it does not cause significant harm to either of these objectives and that the investee companies apply good governance practices.

The **EU Taxonomy** is a classification system laid down in Regulation (EU) 2020/852 establishing a list of **environmentally sustainable economic activities**. This regulation does not list socially sustainable economic activities. Sustainable investments with an environmental objective might be aligned with the Taxonomy or not.



What environmental and/or social characteristics are promoted by this financial product?

The Sub-fund promotes environmental and social characteristics identified with our ESG (Environmental, Social and Governance) analysis model, such as, in particular:

- Environment: environmental management strategy, energy consumption, greenhouse gas emissions, water, waste, pollution, green impact
- Social: job quality, human resources management, social impact, stakeholder relations, health and safety.

No benchmark has been designated for the purposes of achieving the environmental or social characteristics promoted by the Sub-fund.

Sustainability

indicators assess the extent to which the environmental or social characteristics promoted by the financial product are achieved.

● **What sustainability indicators are used to measure the attainment of each of the environmental or social characteristics promoted by this financial product?**

Managers have access to portfolio monitoring tools, providing climate and ESG indicators, such as the carbon footprint or temperature of the portfolio, exposure to the various United Nations Sustainable Development Goals (SDGs), as well as the environmental and social ratings of investments. Our tools provide a consolidated view of the portfolio as well as an issuer-by-issuer analysis. Our ESG analyses, whether internal or from external providers, also assign scores to each of the environmental and social themes promoted by the Fund and available to managers.

● **What are the objectives of the sustainable investments that the financial product partially intends to make and how does the sustainable investment contribute to such objectives?**

Currently, the Sub-fund does not aim to make investments that contribute to environmental objectives focused on mitigating climate change and/or adapting to climate change as defined in the EU Taxonomy.

● **How do the sustainable investments that the financial product partially intends to make, not cause significant harm to any environmental or social sustainable investment objective?**

It must be ensured that sustainable investments made by the Sub-fund do no significant harm to a sustainable investment objective, in particular:

- through the application of Edmond de Rothschild Asset Management's (France) exclusion policy, which includes controversial weapons, tobacco, thermal coal and non-conventional fossil fuels,
- ensuring that we do not invest in companies that violate the UN Global Compact.¹

Main negative impacts

correspond to the most significant negative impacts of investment decisions on sustainability factors related to environmental, social and employee issues, respect for human rights and the fight against corruption and bribery.

¹ UN Global Compact: A United Nations initiative launched in 2000 to encourage companies around the world to adopt a socially responsible attitude by committing to implement and promote several principles relating to human rights, international labour standards, the environment and anti-corruption.

How were the indicators for adverse impacts on sustainability factors taken into account?

Adverse impact indicators, and in particular the PAI indicators presented in Table 1 of Annex 1 of the RTS, are taken into account as part of the Fund's investment process, our ESG rating model and are also included in our sustainable investment definition (see the description of the sustainable investment methodology available on the website). They are integrated into the portfolio monitoring tools and checked by the Management team and the Risk Department.

How are the sustainable investments aligned with the OECD Guidelines for Multinational Enterprises and the UN Guiding Principles on Business and Human Rights? Details:

Managers select sustainable investments in accordance with the OECD Guidelines for Multinational Enterprises and the UN Guiding Principles on Business and Human Rights by excluding any company that violates the principles of the UN Global Compact.

The EU Taxonomy sets out a "do not significant harm" principle by which Taxonomy-aligned investments should not significantly harm EU Taxonomy objectives and is accompanied by specific EU criteria.

The "do no significant harm" principle applies only to those investments underlying the financial product that take into account the Union criteria for environmentally sustainable economic activities. The investments underlying the remaining portion of this financial product do not take into account the EU criteria for environmentally sustainable economic activities.

All other sustainable investments must also do no harm to environmental or social objectives.



Does this financial product consider principal adverse impacts on sustainability factors?

Yes, the Sub-fund takes into account the principal adverse impacts on sustainability factors by first applying the Edmond de Rothschild Asset Management (France) exclusion policy, particularly concerning thermal coal and controversial weapons. The principal adverse impacts are also taken into account as part of the issuer ESG analysis model, whether this analysis is performed internally or by external providers, and impact the environmental and social scores as well as the overall ESG rating. In accordance with Article 11 of Regulation (EU) 2019/2088, known as the "SFDR", the Sub-fund's periodic reports, which describe the extent to which environmental or social characteristics are respected in particular, are available on the website www.edmond-de-rothschild.com, under "Fund Center".

No



The investment strategy guides investment decisions based on factors such as investment objectives and risk tolerance.

What investment strategy does this financial product follow?

The Sub-fund's ESG strategy aims to identify investment opportunities by identifying companies with a positive environmental or social impact and good non-financial performance. It also aims to detect non-financial risks that could materialize from a financial point of view.

For this purpose, the Sub-fund uses an internal ESG rating or an ESG rating from an external rating agency, combined with negative screening based on an exclusion list created by the management company, available on its website.

● ***What are the binding elements of the investment strategy used to select the investments to attain each of the environmental or social characteristics promoted by this financial product?***

At least 90% of debt securities and money market instruments benefiting from an Investment Grade credit assessment and 75% of debt securities and money market instruments benefiting from a High Yield credit assessment or issued by emerging countries have an ESG rating within the Sub-fund. This is either a proprietary ESG rating or a rating provided by an external non-financial data agency. These two ratios are expressed in terms of the capitalisation of the net assets of the UCITS. At the end of this process, the Sub-fund will have an ESG rating that is higher than that of its investment universe, as specified in its prospectus.

Furthermore, the securities selection process also includes negative screening, which involves excluding companies that contribute to the production of controversial weapons, in compliance with international agreements in this field, as well as companies exposed to activities related to thermal coal, tobacco and unconventional fossil fuels, in accordance with the Edmond de Rothschild Asset Management (France) exclusion policy available on its website. This negative screening helps to mitigate sustainability risk.

● ***What is the committed minimum rate to reduce the scope of the investments considered prior to the application of that investment strategy?***

The Sub-fund does not undertake to respect a committed minimum rate to reduce the scope of the investments considered prior to the application of the investment strategy.

● ***What is the policy to assess good governance practices of the investee companies?***

Good governance practices are assessed through a comprehensive analysis of the governance pillar as part of the issuer's ESG analysis as well as through the consideration of controversies affecting the issuer. A minimum governance score, provided by our internal ESG analysis or the ESG analysis from an external provider, is applied to the Sub-fund's sustainable investments.

Good governance practices include sound management structures, employee relations, remuneration of staff and tax compliance.



What is the expected asset allocation for this financial product?

Asset allocation

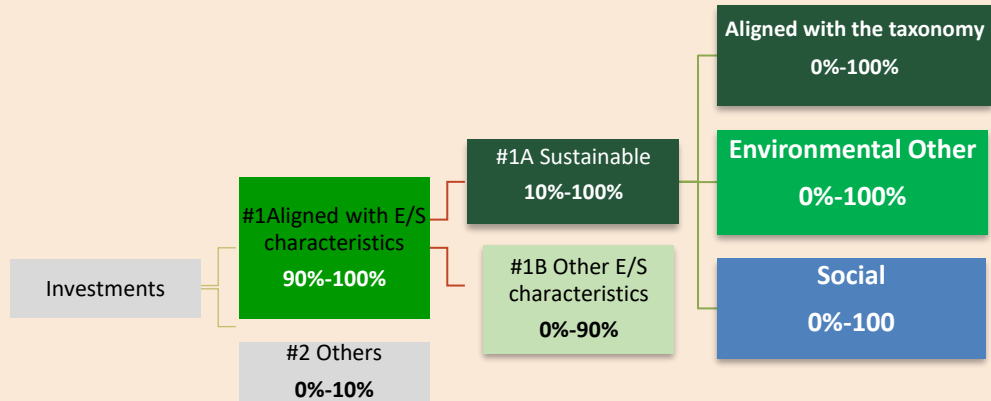
describes the share of investments in specific assets.

Taxonomy-aligned activities are expressed as a share of:

- **Turnover** to reflect the proportion of revenue generated by the green activities of investee companies;

- **Capital Expenditure (CapEx)** to highlight the investments made by investee companies, in the transition to a green economy for instance;

- **Operating Expenditure (OpEx)** to reflect the green operational activities of investee companies.



Category **#1 Aligned with E/S Characteristics** includes financial product investments used to achieve the environmental or social characteristics promoted by the financial product.

Category **#2 “Others”** includes the remaining investments in the financial product that are neither aligned with environmental or social characteristics nor considered sustainable investments. This includes investments for hedging purposes and cash held as ancillary liquidity.

Category **#1 Aligned with E/S Features** includes:

- subcategory **#1A Sustainable** covering sustainable investments with environmental or social objectives;
- subcategory **#1B Other E/S characteristics** covering investments aligned with environmental or social characteristics that are not considered sustainable investments.

● **How does the use of derivatives attain the environmental or social characteristics promoted by the financial product?**

Single Name derivatives with long exposure only (including options, futures, CDS, CFDs, etc.) are taken into account as part of the proprietary ESG analysis methodologies and the calculation of the fund’s sustainable investment portion according to the SFDR regulation. Exposure and hedging effects on the same underlying instrument from single-name derivatives are netted.



To what minimum extent are sustainable investments with an environmental objective aligned with the EU taxonomy?

In order to comply with the EU Taxonomy, the criteria for **fossil fuels** include emission limits and the switch to renewable electricity or low-carbon fuels by the end of 2035. As regards **nuclear energy**, the criteria include comprehensive rules on nuclear safety and waste management.

Enabling activities directly enable other activities to make a substantial contribution to an environmental objective

Transitional activities are those for which low-carbon alternatives do not yet exist and, among other things, whose greenhouse gas emission levels are on a par with the best achievable performance.

- **Has the financial product invested in EU Taxonomy-compliant fossil fuels and/or nuclear energy activities? ²**

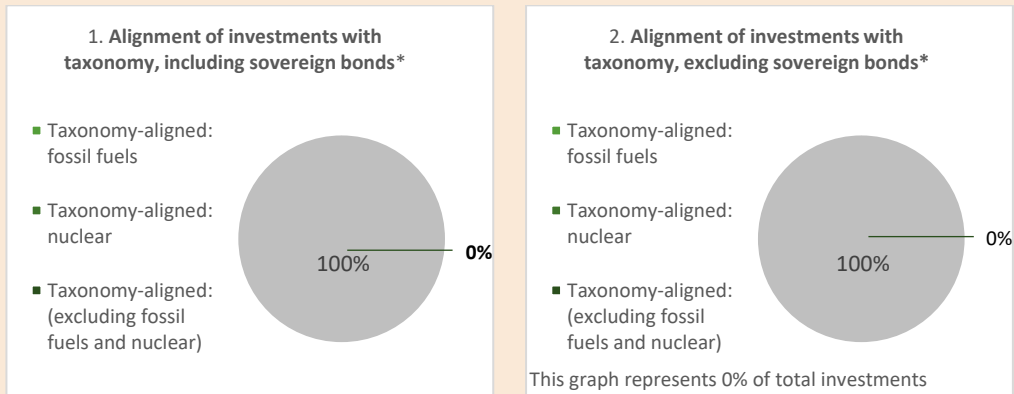
Yes

In fossil fuels In nuclear energy

No

Given the current level of non-financial information provided by companies, we are not able at this stage to accurately identify and convey the underlying investments inherent in fossil fuels and/or nuclear energy activities in accordance with the EU Taxonomy.

The two graphs below show in green the minimum percentage of investments aligned with the EU taxonomy. As there is no appropriate methodology to determine the taxonomy-alignment of sovereign bonds, the first graph shows the Taxonomy alignment in relation to all the investments of the financial product including sovereign bonds, while the second graph shows the Taxonomy alignment only in relation to the investments of the financial product other than sovereign bonds.*



*** For the purposes of these charts, "sovereign bonds" include all sovereign exposures.**

- **What is the minimum share of investments in transitional and enabling activities?**
Not applicable.

² Fossil fuels and/or nuclear activities will only comply with the EU Taxonomy if they contribute to climate change mitigation and do no harm to any objective of the EU Taxonomy - see explanatory note in the left margin. All the criteria applicable to economic activities in the fossil fuel and nuclear energy sectors that comply with the EU Taxonomy are set out in Commission Delegated Regulation (EU) 2022/1214.



What is the minimum share of sustainable investments with an environmental objective that are not aligned with the EU taxonomy?

Not applicable



What is the minimum share of socially sustainable investments?

Not applicable



What investments are included under “#2 Other”, what is their purpose and are there any minimum environmental or social safeguards?

The category “#2 Others” includes investments for hedging purposes and cash held as ancillary liquidity.



Is a specific index designated as a reference benchmark to determine whether this financial product is aligned with the environmental and/or social characteristics that it promotes?

No benchmark has been designated for the purposes of achieving the environmental or social characteristics promoted by the Sub-fund.

- ***How is the reference benchmark continuously aligned with each of the environmental or social characteristics promoted by the financial product?***

Not applicable

- ***How is the alignment of the investment strategy with the methodology of the index ensured on a continuous basis?***

Not applicable

- ***How does the designated index differ from a relevant broad market index?***

Not applicable

- ***Where can the methodology used for the calculation of the designated index be found?***

Not applicable

Where can I find more product specific information online?

More product-specific information can be found on the website:

<https://www.edmond-de-rothschild.com/fr/asset-management/sustainability-in-action>

<https://funds.edram.com/funds-list>



The symbol represents sustainable investments with an environmental objective that **do not take into account the criteria** for environmentally sustainable economic activities under the EU taxonomy.

Benchmarks are indices used to measure whether or not a financial product achieves the environmental or social characteristics it promotes.

APPENDIX II

Template pre-contractual disclosure for the financial products referred to in Article 8 (1), (2) and (2a) of Regulation (EU) 2019/2088 and in the first paragraph of Article 6 of Regulation (EU) 2020/852

Product name: EdR SICAV – European Smaller Companies
 Legal entity identifier: 969500RCI62OPD7FYR96

Environmental and/or social characteristics

Sustainable investment is defined as an investment in an economic activity that contributes to an environmental or social objective, provided that it does not cause significant harm to either of these objectives and that the investee companies apply good governance practices.

The **EU Taxonomy** is a classification system laid down in Regulation (EU) 2020/852 establishing a list of **environmentally sustainable economic activities**. This regulation does not list socially sustainable economic activities. Sustainable investments with an environmental objective might be aligned with the Taxonomy or not.

Does this financial product have a sustainable investment objective?

Yes

No

It will make a minimum of **sustainable investments with an environmental objective**: ___ %

in economic activities that qualify as environmentally sustainable under the EU Taxonomy

in economic activities that do not qualify as environmentally sustainable under the EU Taxonomy

It will make a minimum of **sustainable investments with a social objective**: ___ %

It **promotes Environmental/Social (E/S) characteristics** and while it does not have as its objective a sustainable investment, it will have a minimum proportion of **20%*** of sustainable investments

with an environmental objective in economic activities that qualify as environmentally sustainable under the EU Taxonomy

with an environmental objective in economic activities that do not qualify as environmentally sustainable under the EU Taxonomy

with a social objective

It promotes E/S characteristics, but **will not make any sustainable investments**

*As a percentage of the net assets of the UCITS

The description of the sustainable investment methodology defined by Edmond de Rothschild Asset Management (France) is available on the website of the management company: <https://www.edmond-de-rothschild.com/SiteCollectionDocuments/Responsible-investment/OUR%20ENGAGEMENT/FR/EdRAM-Definition-et-methodologie-Investissement-durable.pdf>



What environmental and/or social characteristics are promoted by this financial product?

The Sub-fund promotes environmental and social characteristics identified with our ESG (Environmental, Social and Governance) analysis model, such as, in particular:

- Environment: environmental management strategy, energy consumption, greenhouse gas emissions, water, waste, pollution, green impact
- Social: job quality, human resources management, social impact, stakeholder relations, health and safety.

No benchmark has been designated for the purposes of achieving the environmental or social characteristics promoted by the Sub-fund.

● **What sustainability indicators are used to measure the attainment of each of the environmental or social characteristics promoted by this financial product?**

Managers have access to portfolio monitoring tools, providing climate and ESG indicators, such as the carbon footprint or temperature of the portfolio, exposure to the various United Nations Sustainable Development Goals (SDGs), as well as the environmental and social ratings of investments. Our tools provide a consolidated view of the portfolio as well as an issuer-by-issuer analysis. Our ESG analyses, whether internal or from external providers, also assign scores to each of the environmental and social themes promoted by the Fund and available to managers.

In terms of the SRI label, the impact report mentions two ESG KPIs where we aim to outperform the benchmark.

● **What are the objectives of the sustainable investments that the financial product partially intends to make and how does the sustainable investment contribute to such objectives?**

Currently, the Sub-fund does not aim to make investments that contribute to environmental objectives focused on mitigating climate change and/or adapting to climate change as defined in the EU Taxonomy.

● **How do the sustainable investments that the financial product partially intends to make, not cause significant harm to any environmental or social sustainable investment objective?**

It must be ensured that sustainable investments made by the Sub-fund do no significant harm to a sustainable investment objective, in particular:

- through the application of Edmond de Rothschild Asset Management's (France) exclusion policy, which includes controversial weapons, tobacco, thermal coal and non-conventional fossil fuels,
- ensuring that we do not invest in companies that violate the UN Global Compact¹.

Sustainability

indicators assess the extent to which the environmental or social characteristics promoted by the financial product are achieved.

Main negative impacts

correspond to the most significant negative impacts of investment decisions on sustainability factors related to environmental, social and employee issues, respect for human rights and the fight against corruption and bribery.

¹ UN Global Compact: A United Nations initiative launched in 2000 to encourage companies around the world to adopt a socially responsible attitude by committing to implement and promote several principles relating to human rights, international labour standards, the environment and anti-corruption.

How were the indicators for adverse impacts on sustainability factors taken into account?

Adverse impact indicators, and in particular the PAI indicators presented in Table 1 of Annex 1 of the RTS, are taken into account as part of the Fund's investment process, our ESG rating model and are also included in our sustainable investment definition (see the description of the sustainable investment methodology available on the website). They are integrated into the portfolio monitoring tools and checked by the Management team and the Risk Department.

Moreover, and in accordance with the requirements of the SRI label, the worst ESG ratings (20% of the investment universe) are excluded, along with the most serious controversies, thus limiting any negative impact.

How are the sustainable investments aligned with the OECD Guidelines for Multinational Enterprises and the UN Guiding Principles on Business and Human Rights? Details:

Managers select sustainable investments in accordance with the OECD Guidelines for Multinational Enterprises and the UN Guiding Principles on Business and Human Rights by excluding any company that violates the principles of the UN Global Compact.

The EU Taxonomy sets out a "do not significant harm" principle by which Taxonomy-aligned investments should not significantly harm EU Taxonomy objectives and is accompanied by specific EU criteria.

The "do no significant harm" principle applies only to those investments underlying the financial product that take into account the Union criteria for environmentally sustainable economic activities. The investments underlying the remaining portion of this financial product do not take into account the EU criteria for environmentally sustainable economic activities.

All other sustainable investments must also do no harm to environmental or social objectives.



Does this financial product consider principal adverse impacts on sustainability factors?

Yes,

The Sub-fund takes into account the principal adverse impacts on sustainability factors by first applying the Edmond de Rothschild Asset Management (France) exclusion policy, particularly concerning thermal coal and controversial weapons. The principal adverse impacts are also taken into account as part of the issuer ESG analysis model, whether this analysis is performed internally or by external providers, and impact the environmental and social scores as well as the overall ESG rating.

In accordance with Article 11 of Regulation (EU) 2019/2088, known as the "SFDR", the Sub-fund's periodic reports, which describe the extent to which environmental or social characteristics are respected in particular, are available on the website www.edmond-de-rothschild.com, under "Fund Center".

No



The **investment strategy** guides investment decisions based on factors such as investment objectives and risk tolerance.

What investment strategy does this financial product follow?

The Sub-fund's ESG strategy aims to identify investment opportunities by identifying companies with a positive environmental or social impact and good non-financial performance. It also aims to detect non-financial risks that could materialize from a financial point of view.

For this purpose, the Sub-fund uses an internal ESG rating or an ESG rating from an external rating agency, combined with negative screening based on an exclusion list created by the management company, available on its website.

ESG criteria are taken into account at each stage of the investment process with the definition of an eligible universe (eliminating the bottom quintile of the universe based on ESG ratings) and an ESG analysis for each security, sometimes involving an active dialogue and engagement process.

- ***What are the binding elements of the investment strategy used to select the investments to attain each of the environmental or social characteristics promoted by this financial product?***

At least 90% of portfolio companies receive either an internal ESG rating or a rating provided by an external rating agency.

Once this process has been applied, the investment universe will be reduced by at least 20% by eliminating the poorest non-financial ratings, in line with a Best-in-Universe approach.

Furthermore, the securities selection process also includes negative screening, which involves excluding companies that contribute to the production of controversial weapons, in compliance with international agreements in this field, as well as companies exposed to activities related to thermal coal, tobacco and unconventional fossil fuels, in accordance with the Edmond de Rothschild Asset Management (France) exclusion policy available on its website. This negative screening helps to mitigate sustainability risk.

- ***What is the committed minimum rate to reduce the scope of the investments considered prior to the application of that investment strategy?***

The Sub-fund undertakes to reduce the scope of the investments considered prior to the application of that investment strategy by a minimum rate of 20%.

- ***What is the policy to assess good governance practices of the investee companies?***

Good governance practices are assessed through a comprehensive analysis of the governance pillar as part of the issuer's ESG analysis as well as through the consideration of controversies affecting the issuer. A minimum governance score, provided by our internal ESG analysis or the ESG analysis from an external provider, is applied to the Sub-fund's sustainable investments.

Good governance practices include sound management structures, employee relations, remuneration of staff and tax compliance.



What is the expected asset allocation for this financial product?

Asset allocation

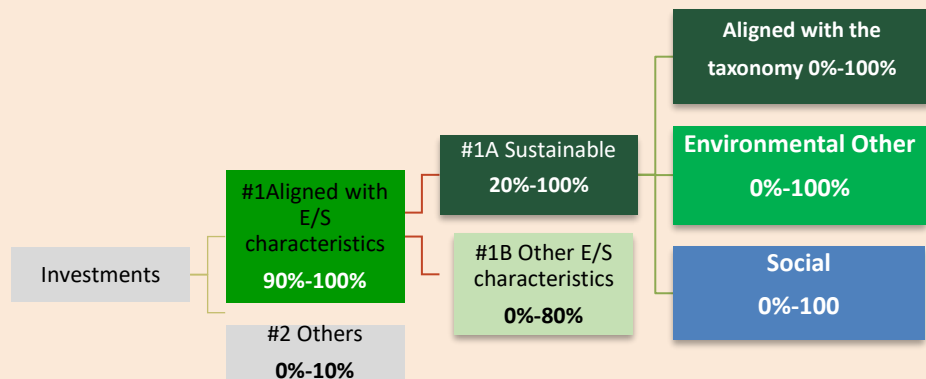
describes the share of investments in specific assets.

Taxonomy-aligned activities are expressed as a share of:

- **Turnover** to reflect the proportion of revenue generated by the green activities of investee companies;

- **Capital Expenditure** (CapEx) to highlight the investments made by investee companies, in the transition to a green economy for instance;

- **Operating Expenditure** (OpEx) to reflect the green operational activities of investee companies.



Category **#1 Aligned with E/S Characteristics** includes financial product investments used to achieve the environmental or social characteristics promoted by the financial product.

Category **#2 “Others”** includes the remaining investments in the financial product that are neither aligned with environmental or social characteristics nor considered sustainable investments. This includes investments for hedging purposes and cash held as ancillary liquidity.

Category **#1 Aligned with E/S Features** includes:

- subcategory **#1A Sustainable** covering sustainable investments with environmental or social objectives;
- subcategory **#1B Other E/S characteristics** covering investments aligned with environmental or social characteristics that are not considered sustainable investments.

How does the use of derivatives attain the environmental or social characteristics promoted by the financial product?

Single Name derivatives with long exposure only (including options, futures, CDS, CFDs, etc.) are taken into account as part of the proprietary ESG analysis methodologies and the calculation of the fund’s sustainable investment portion according to the SFDR regulation. Exposure and hedging effects on the same underlying instrument from single-name derivatives are netted.



To what minimum extent are sustainable investments with an environmental objective aligned with the EU taxonomy?

- **Has the financial product invested in EU Taxonomy-compliant fossil fuels and/or nuclear energy activities? ²**

Yes


In fossil fuels

In nuclear energy

No

Given the current level of non-financial information provided by companies, we are not able at this stage to accurately identify and convey the underlying investments inherent in fossil fuels and/or nuclear energy activities in accordance with the EU Taxonomy.

The two graphs below show in green the minimum percentage of investments aligned with the EU taxonomy. As there is no appropriate methodology to determine the taxonomy-alignment of sovereign bonds*, the first graph shows the Taxonomy alignment in relation to all the investments of the financial product including sovereign bonds, while the second graph shows the Taxonomy alignment only in relation to the investments of the financial product other than sovereign bonds.



*** For the purposes of these charts, "sovereign bonds" include all sovereign exposures.**

- **What is the minimum share of investments in transitional and enabling activities?**

Not applicable.

² Fossil fuels and/or nuclear activities will only comply with the EU Taxonomy if they contribute to climate change mitigation and do no harm to any objective of the EU Taxonomy - see explanatory note in the left margin. All the criteria applicable to economic activities in the fossil fuel and nuclear energy sectors that comply with the EU Taxonomy are set out in Commission Delegated Regulation (EU) 2022/1214.



The symbol represents sustainable investments with an environmental objective that **do not take into account the criteria** for environmentally sustainable economic activities under the EU taxonomy.



What is the minimum share of sustainable investments with an environmental objective that are not aligned with the EU taxonomy?

Not applicable



What is the minimum share of socially sustainable investments?

Not applicable



What investments are included under “#2 Other”, what is their purpose and are there any minimum environmental or social safeguards?

The category “#2 Others” includes investments for hedging purposes and cash held as ancillary liquidity.



Is a specific index designated as a reference benchmark to determine whether this financial product is aligned with the environmental and/or social characteristics that it promotes?

No benchmark has been designated for the purposes of achieving the environmental or social characteristics promoted by the Sub-fund.

Benchmarks are indices used to measure whether or not a financial product achieves the environmental or social characteristics it promotes.

● ***How is the reference benchmark continuously aligned with each of the environmental or social characteristics promoted by the financial product?***

Not applicable

● ***How is the alignment of the investment strategy with the methodology of the index ensured on a continuous basis?***

Not applicable

● ***How does the designated index differ from a relevant broad market index?***

Not applicable

● ***Where can the methodology used for the calculation of the designated index be found?***

Not applicable



Where can I find more product specific information online?

More product-specific information can be found on the website:

<https://www.edmond-de-rothschild.com/fr/asset-management/sustainability-in-action>
<https://funds.edram.com/funds-list>

APPENDIX II

Template pre-contractual disclosure for the financial products referred to in Article 8 (1), (2) and (2a) of Regulation (EU) 2019/2088 and in the first paragraph of Article 6 of Regulation (EU) 2020/852

Product name: EdR SICAV - European Improvers
Legal entity identifier: 969500NX1IRN31KWC703

Environmental and/or social characteristics

Sustainable

investment is defined as an investment in an economic activity that contributes to an environmental or social objective, provided that it does not cause significant harm to either of these objectives and that the investee companies apply good governance practices.

The **EU Taxonomy** is a classification system laid down in Regulation (EU) 2020/852 establishing a list of **environmentally sustainable economic activities**. This regulation does not list socially sustainable economic activities. Sustainable investments with an environmental objective might be aligned with the Taxonomy or not.

Does this financial product have a sustainable investment objective?

Yes

No

It will make a minimum of **sustainable investments with an environmental objective:** ___ %

in economic activities that qualify as environmentally sustainable under the EU Taxonomy

in economic activities that do not qualify as environmentally sustainable under the EU Taxonomy

It will make a minimum of **sustainable investments with a social objective:** ___ %

It **promotes Environmental/Social (E/S) characteristics** and while it does not have as its objective a sustainable investment, it will have a minimum proportion of **30%*** of sustainable investments

with an environmental objective in economic activities that qualify as environmentally sustainable under the EU Taxonomy

with an environmental objective in economic activities that do not qualify as environmentally sustainable under the EU Taxonomy

with a social objective

It promotes E/S characteristics, but **will not make any sustainable investments**

*As a percentage of the net assets of the UCITS

The description of the sustainable investment methodology defined by Edmond de Rothschild Asset Management (France) is available on the website of the management company:

<https://www.edmond-de-rothschild.com/SiteCollectionDocuments/Responsible-investment/OUR%20ENGAGEMENT/FR/EdRAM-Definition-et-methodologie-Investissement-durable.pdf>



What environmental and/or social characteristics are promoted by this financial product?

The Sub-fund promotes environmental and social characteristics identified with our ESG (Environmental, Social and Governance) analysis model, such as, in particular:

- Environment: environmental management strategy, energy consumption, greenhouse gas emissions, water, waste, pollution, green impact
- Social: job quality, human resources management, social impact, stakeholder relations, health and safety.

No benchmark has been designated for the purposes of achieving the environmental or social characteristics promoted by the Sub-fund.

● **What sustainability indicators are used to measure the attainment of each of the environmental or social characteristics promoted by this financial product?**

Managers have access to portfolio monitoring tools, providing climate and ESG indicators, such as the carbon footprint or temperature of the portfolio, exposure to the various United Nations Sustainable Development Goals (SDGs), as well as the environmental and social ratings of investments. Our tools provide a consolidated view of the portfolio as well as an issuer-by-issuer analysis. Our ESG analyses, whether internal or from external providers, also assign scores to each of the environmental and social themes promoted by the Fund and available to managers.

● **What are the objectives of the sustainable investments that the financial product partially intends to make and how does the sustainable investment contribute to such objectives?**

Currently, the Sub-fund does not aim to make investments that contribute to environmental objectives focused on mitigating climate change and/or adapting to climate change as defined in the EU Taxonomy.

● **How do the sustainable investments that the financial product partially intends to make, not cause significant harm to any environmental or social sustainable investment objective?**

It must be ensured that sustainable investments made by the Sub-fund do no significant harm to a sustainable investment objective, in particular:

- through the application of Edmond de Rothschild Asset Management's (France) exclusion policy, which includes controversial weapons, tobacco, thermal coal and non-conventional fossil fuels,
- ensuring that we do not invest in companies that violate the UN Global Compact¹.

How were the indicators for adverse impacts on sustainability factors taken into account?

Adverse impact indicators, and in particular the PAI indicators presented in Table 1 of Annex 1 of the RTS, are taken into account as part of the Fund's investment process, our ESG rating model and are also included in our sustainable investment definition (see the description of the sustainable investment methodology available on the website). They are integrated into

Sustainability

indicators assess the extent to which the environmental or social characteristics promoted by the financial product are achieved.

Main negative impacts

correspond to the most significant negative impacts of investment decisions on sustainability factors related to environmental, social and employee issues, respect for human rights and the fight against corruption and bribery.

¹ UN Global Compact: A United Nations initiative launched in 2000 to encourage companies around the world to adopt a socially responsible attitude by committing to implement and promote several principles relating to human rights, international labour standards, the environment and anti-corruption.

the portfolio monitoring tools and checked by the Management team and the Risk Department.

The Sub-fund's approach will be to improve its rating in relation to the ESG investment universe. The result is that:

- The lowest-rated 20% of securities are not taken into account when calculating the ESG Investment Universe rating.
- Management reserves the possibility of investing in these lowest-rated 20% of securities, i.e. securities excluded from the calculation may still be included.
- The Sub-fund's rating must be higher than the rating of the ESG investment universe.

How are the sustainable investments aligned with the OECD Guidelines for Multinational Enterprises and the UN Guiding Principles on Business and Human Rights? Details:

Managers select sustainable investments in accordance with the OECD Guidelines for Multinational Enterprises and the UN Guiding Principles on Business and Human Rights by excluding any company that violates the principles of the UN Global Compact.

The EU Taxonomy sets out a "do not significant harm" principle by which Taxonomy-aligned investments should not significantly harm EU Taxonomy objectives and is accompanied by specific EU criteria.

The "do no significant harm" principle applies only to those investments underlying the financial product that take into account the Union criteria for environmentally sustainable economic activities. The investments underlying the remaining portion of this financial product do not take into account the EU criteria for environmentally sustainable economic activities.

All other sustainable investments must also do no harm to environmental or social objectives.



Does this financial product consider principal adverse impacts on sustainability factors?

X

Yes, the Sub-fund takes into account the principal adverse impacts on sustainability factors by first applying the Edmond de Rothschild Asset Management (France) exclusion policy, particularly concerning thermal coal and controversial weapons. The principal adverse impacts are also taken into account as part of the issuer ESG analysis model, whether this analysis is performed internally or by external providers, and impact the environmental and social scores as well as the overall ESG rating.

In accordance with Article 11 of Regulation (EU) 2019/2088, known as the "SFDR", the Sub-fund's periodic reports, which describe the extent to which environmental or social characteristics are respected in particular, are available on the website www.edmond-de-rothschild.com, under "Fund Center".

-

No



The **investment strategy** guides investment decisions based on factors such as investment objectives and risk tolerance.

What investment strategy does this financial product follow?

The Sub-fund's ESG strategy aims to identify investment opportunities by identifying companies with a positive ESG dynamic. It also aims to detect non-financial risks that could materialize from a financial point of view.

For this purpose, the Sub-fund uses an internal ESG rating or an ESG rating from an external rating agency, combined with negative screening based on an exclusion list created by the management company, available on its website.

● **What are the binding elements of the investment strategy used to select the investments to attain each of the environmental or social characteristics promoted by this financial product?**

At least 90% of portfolio companies receive either an internal ESG rating or a rating provided by an external rating agency.

The Sub-fund's approach will be to improve its rating in relation to the ESG investment universe. The result is that:

- The lowest-rated 20% of securities are not taken into account when calculating the ESG Investment Universe rating.
- Management reserves the possibility of investing in these lowest-rated 20% of securities, i.e. securities excluded from the calculation may still be included.
- The Sub-fund's rating must be higher than the rating of the ESG investment universe.

Furthermore, the securities selection process also includes negative screening, which involves excluding companies that contribute to the production of controversial weapons, in compliance with international agreements in this field, as well as companies exposed to activities related to thermal coal, tobacco and unconventional fossil fuels, in accordance with the Edmond de Rothschild Asset Management (France) exclusion policy available on its website. This negative screening helps to mitigate sustainability risk.

● **What is the committed minimum rate to reduce the scope of the investments considered prior to the application of that investment strategy?**

The Sub-fund's approach will be to improve its rating in relation to the ESG investment universe. The result is that:

- The lowest-rated 20% of securities are not taken into account when calculating the ESG Investment Universe rating.
- Management reserves the possibility of investing in these lowest-rated 20% of securities, i.e. securities excluded from the calculation may still be included.
- The Sub-fund's rating must be higher than the rating of the ESG investment universe.

● **What is the policy to assess good governance practices of the investee companies?**

Good governance practices are assessed through a comprehensive analysis of the governance pillar as part of the issuer's ESG analysis as well as through the consideration of controversies affecting the issuer. A minimum governance score, provided by our internal ESG analysis or the ESG analysis from an external provider, is applied to the Sub-fund's sustainable investments.

Good governance

practices include sound management structures, employee relations, remuneration of staff and tax compliance.



What is the expected asset allocation for this financial product?

Asset allocation

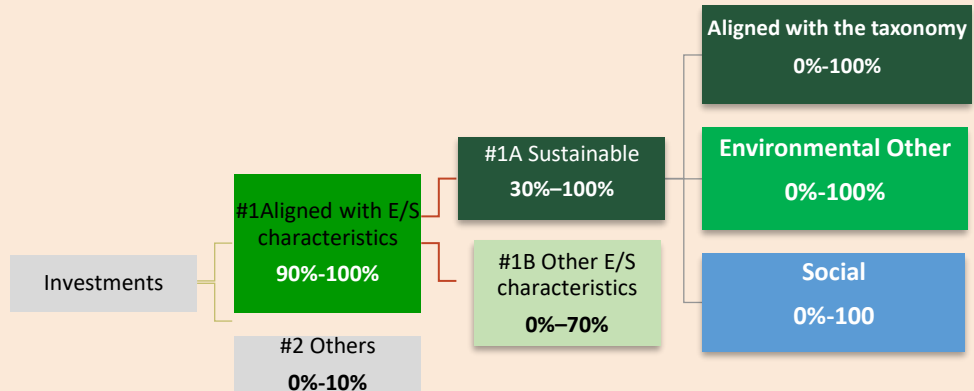
describes the share of investments in specific assets.

Taxonomy-aligned activities are expressed as a share of:

- **Turnover** to reflect the proportion of revenue generated by the green activities of investee companies;

- **Capital Expenditure** (CapEx) to highlight the investments made by investee companies, in the transition to a green economy for instance;

- **Operating Expenditure** (OpEx) to reflect the green operational activities of investee companies.



Category **#1 Aligned with E/S Characteristics** includes financial product investments used to achieve the environmental or social characteristics promoted by the financial product.

Category **#2 "Others"** includes the remaining investments in the financial product that are neither aligned with environmental or social characteristics nor considered sustainable investments.

Category **#1 Aligned with E/S Features** includes:

- subcategory **#1A Sustainable** covering sustainable investments with environmental or social objectives;
- subcategory **#1B Other E/S characteristics** covering investments aligned with environmental or social characteristics that are not considered sustainable investments.

#2 Others: Investments for hedging purposes and cash held as ancillary liquidity.

● How does the use of derivatives attain the environmental or social characteristics promoted by the financial product?

Single Name derivatives with long exposure only (including options, futures, CDS, CFDs, etc.) are taken into account as part of the proprietary ESG analysis methodologies and the calculation of the fund's sustainable investment portion according to the SFDR regulation. Exposure and hedging effects on the same underlying instrument from single-name derivatives are netted.



To what minimum extent are sustainable investments with an environmental objective aligned with the EU taxonomy?

- **Has the financial product invested in EU Taxonomy-compliant fossil fuels and/or nuclear energy activities? ²**

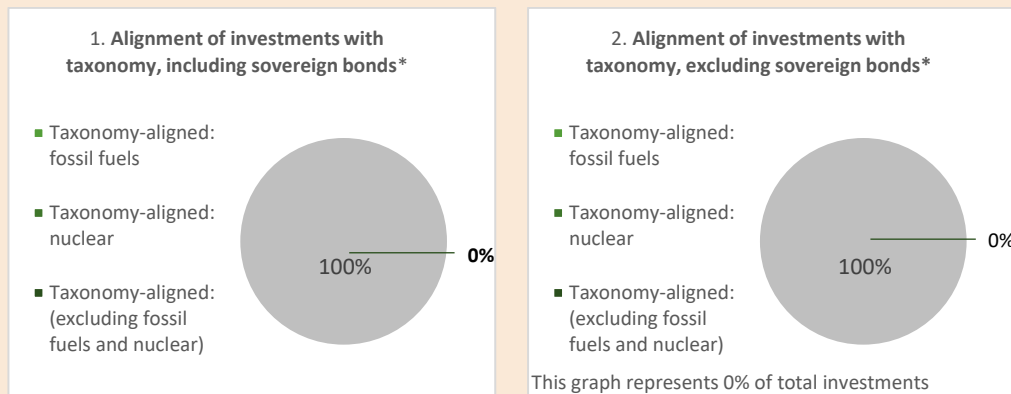
Yes

In fossil fuels In nuclear energy

No

Given the current level of non-financial information provided by companies, we are not able at this stage to accurately identify and convey the underlying investments inherent in fossil fuels and/or nuclear energy activities in accordance with the EU Taxonomy.

The two graphs below show in green the minimum percentage of investments aligned with the EU taxonomy. As there is no appropriate methodology to determine the taxonomy-alignment of sovereign bonds, the first graph shows the Taxonomy alignment in relation to all the investments of the financial product including sovereign bonds, while the second graph shows the Taxonomy alignment only in relation to the investments of the financial product other than sovereign bonds.*



*** For the purposes of these charts, "sovereign bonds" include all sovereign exposures.**

- **What is the minimum share of investments in transitional and enabling activities?**

Not applicable.

In order to comply with the EU Taxonomy, the criteria for **fossil fuels** include emission limits and the switch to renewable electricity or low-carbon fuels by the end of 2035. As regards **nuclear energy**, the criteria include comprehensive rules on nuclear safety and waste management.

Enabling activities directly enable other activities to make a substantial contribution to an environmental objective

Transitional activities are those for which low-carbon alternatives do not yet exist and, among other things, whose greenhouse gas emission levels are on a par with the best achievable performance.

² Fossil fuels and/or nuclear activities will only comply with the EU Taxonomy if they contribute to climate change mitigation and do no harm to any objective of the EU Taxonomy - see explanatory note in the left margin. All the criteria applicable to economic activities in the fossil fuel and nuclear energy sectors that comply with the EU Taxonomy are set out in Commission Delegated Regulation (EU) 2022/1214.



The symbol represents sustainable investments with an environmental objective that **do not take into account the criteria** for environmentally sustainable economic activities under the EU taxonomy.



What is the minimum share of sustainable investments with an environmental objective that are not aligned with the EU taxonomy?

Not applicable



What is the minimum share of socially sustainable investments?

Not applicable



What investments are included under “#2 Other”, what is their purpose and are there any minimum environmental or social safeguards?

The category “#2 Others” includes investments for hedging purposes and cash held as ancillary liquidity.



Is a specific index designated as a reference benchmark to determine whether this financial product is aligned with the environmental and/or social characteristics that it promotes?

No benchmark has been designated for the purposes of achieving the environmental or social characteristics promoted by the Sub-fund.

Benchmarks are indices used to measure whether or not a financial product achieves the environmental or social characteristics it promotes.

- ***How is the reference benchmark continuously aligned with each of the environmental or social characteristics promoted by the financial product?***

Not applicable

- ***How is the alignment of the investment strategy with the methodology of the index ensured on a continuous basis?***

Not applicable

- ***How does the designated index differ from a relevant broad market index?***

Not applicable

- ***Where can the methodology used for the calculation of the designated index be found?***

Not applicable



Where can I find more product specific information online?

More product-specific information can be found on the website:

<https://www.edmond-de-rothschild.com/fr/asset-management/sustainability-in-action>

<https://funds.edram.com/funds-list>

Sustainable investment is defined as an investment in an economic activity that contributes to an environmental or social objective, provided that it does not cause significant harm to either of these objectives and that the investee companies apply good governance practices.

The **EU Taxonomy** is a classification system laid down in Regulation (EU) 2020/852 establishing a list of **environmentally sustainable economic activities**. This regulation does not list socially sustainable economic activities. Sustainable investments with an environmental objective might be aligned with the Taxonomy or not.

APPENDIX II

Model pre-contractual information for financial products referred to in Article 8(1), (2) and (2a) of Regulation (EU) 2019/2088 and in the first paragraph of Article 6 of Regulation (EU) 2020/852

Product name: EdR SICAV - Millesima Select 2028
Legal entity identifier: 969500KASITM0U6K7L83

Environmental and/or social characteristics

Does this financial product have a sustainable investment objective?

Yes
 No

<input type="checkbox"/> At least ___% of its investments will be sustainable investments with an environmental objective <ul style="list-style-type: none"> <input type="checkbox"/> in economic activities that qualify as environmentally sustainable under the EU Taxonomy <input type="checkbox"/> in economic activities that do not qualify as environmentally sustainable under the EU Taxonomy <input type="checkbox"/> At least ___% of its investments will be sustainable investments with a social objective	<input checked="" type="checkbox"/> It promotes Environmental/Social (E/S) characteristics and while sustainable investment is not an objective, at least 20%* of its investments will be sustainable investments <ul style="list-style-type: none"> <input type="text" value="0%"/> with an environmental objective in economic activities that qualify as environmentally sustainable under the EU Taxonomy <input type="text" value="0%"/> with an environmental objective in economic activities that do not qualify as environmentally sustainable under the EU Taxonomy <input type="text" value="0%"/> with a social objective <input type="checkbox"/> It promotes E/S characteristics, but will not make any sustainable investments
---	---

*As a percentage of the net assets of the UCITS

A description of the sustainable investment methodology defined by Edmond de Rothschild Asset Management (France) is available on the website of the management company:

<https://www.edmond-de-rothschild.com/SiteCollectionDocuments/Responsible-investment/OUR%20ENGAGEMENT/FR/EdRAM-Definition-et-methodologie-Investissement-durable.pdf>



What environmental and/or social characteristics are promoted by this financial product?

The Sub-fund promotes environmental and social characteristics identified using our ESG (Environmental, Social and Governance) analysis model, such as, in particular:

- Environment: environmental management strategy, energy consumption, greenhouse gas emissions, water, waste, pollution, green impact;
- Social: job quality, human resources management, social impact, stakeholder relations, health and safety.

No benchmark has been designated for the purposes of achieving the environmental or social characteristics promoted by the Sub-fund.

Sustainability

indicators assess the extent to which the environmental or social characteristics promoted by the financial product are achieved.

● ***What sustainability indicators are used to measure the attainment of each of the environmental or social characteristics promoted by this financial product?***

Managers have access to portfolio monitoring tools providing climate and ESG indicators, such as the portfolio's carbon footprint or temperature, exposure to the various United Nations Sustainable Development Goals (SDGs), and the investments' environmental and social ratings. Our tools provide a consolidated view of the portfolio as well as an issuer-by-issuer analysis. Our ESG analyses, whether internal or from external providers, also assign scores to each of the environmental and social themes promoted by the fund and available to managers.

● ***What are the objectives of the sustainable investments that the financial product partially intends to make and how does sustainable investment contribute to such objectives?***

Currently, the Sub-fund does not aim to make investments that contribute to environmental objectives for mitigating climate change and/or adapting to climate change as defined in the EU Taxonomy.

● ***How do the sustainable investments that the financial product partially intends to make not cause significant harm to any environmental or social sustainable investment objective?***

Sustainable investments made by the Sub-fund will seek to avoid causing significant harm to a sustainable investment objective, in particular:

- by following the Edmond de Rothschild Asset Management (France) exclusion policy, which covers controversial weapons, tobacco, thermal coal and unconventional fossil fuels,
- by ensuring that we do not invest in companies that violate the UN Global Compact.¹

— ***How were the indicators for adverse impacts on sustainability factors taken into account?***

Adverse impact indicators, and in particular the PAI indicators presented in Table 1 of Annex 1 of the RTS, are taken into account as part of the Fund's investment process and in our ESG rating model, and are also included in our definition of sustainable investment (see the description of the sustainable investment methodology available on the website). They are integrated into the portfolio monitoring tools and checked by the Management team and the Risk Department.

— ***How are the sustainable investments aligned with the OECD Guidelines for Multinational Enterprises and the UN Guiding Principles on Business and Human Rights? Details:***

Managers select sustainable investments in accordance with the OECD Guidelines for Multinational Enterprises and the UN Guiding Principles on Business and Human Rights by excluding any company that violates the principles of the UN Global Compact.

Main negative impacts are the most significant negative impacts of investment decisions on sustainability factors related to environmental, social and employee issues, respect for human rights and the fight against corruption and bribery.

¹ UN Global Compact: A United Nations initiative launched in 2000 to encourage companies around the world to adopt a socially responsible attitude by committing to implement and promote several principles relating to human rights, international labour standards, the environment and anti-corruption.

The EU Taxonomy sets out a "do no significant harm" principle whereby Taxonomy-aligned investments should not significantly harm EU Taxonomy objectives and is accompanied by specific EU criteria.

The "do no significant harm" principle applies only to those investments underlying the financial product that take into account the EU criteria for environmentally sustainable economic activities. The investments underlying the remaining portion of this financial product do not take into account the EU criteria for environmentally sustainable economic activities.

All other sustainable investments must also do no harm to environmental or social objectives.



Does this financial product consider principal adverse impacts on sustainability factors?

Yes, the Sub-fund takes into account the principal adverse impacts on sustainability factors by first applying the Edmond de Rothschild Asset Management (France) exclusion policy, particularly concerning thermal coal and controversial weapons. The principal adverse impacts are also taken into account as part of the issuer ESG analysis model, whether this analysis is performed internally or by external providers, and impact the environmental and social scores as well as the overall ESG rating. In accordance with Article 11 of Regulation (EU) 2019/2088, known as the "SFDR", the Sub-fund's periodic reports, which describe the extent to which environmental or social characteristics are respected in particular, are available on the website www.edmond-de-rothschild.com, under "Fund Center".

No



What is the investment strategy for this financial product?

The Sub-fund's ESG strategy aims to identify investment opportunities by identifying companies with a positive environmental or social impact and good non-financial performance. It also aims to detect non-financial risks that could arise, from a financial perspective. For this purpose, the Sub-fund uses an internal ESG rating or an ESG rating from an external rating agency, combined with negative screening based on an exclusion list created by the management company, available on its website.

● **What are the binding elements of the investment strategy used to select the investments to attain each of the environmental or social characteristics promoted by this financial product?**

In the portfolio, at least 90% of debt securities and money market instruments with an investment-grade credit rating, and 75% of debt securities and money market instruments with a high-yield credit rating, have an ESG rating. This rating is either a proprietary ESG rating, or a rating provided by an external non-financial data provider. These two ratios are expressed in terms of the capitalisation of the net assets of the UCITS.

At the end of this process, the Sub-fund has a higher ESG rating than that of its investment universe. The securities selection process also includes negative screening, which consists in excluding companies involved in the production of controversial weapons (in compliance with the relevant international conventions), as well as companies that are exposed to activities linked to thermal coal, non-conventional fossil fuels and tobacco, in accordance with the exclusion policy of Edmond de Rothschild Asset Management (France), which is published on its website. This negative screening process helps to mitigate sustainability risk.

The **investment strategy** guides investment decisions based on factors such as investment objectives and risk tolerance.

- **What is the committed minimum rate to reduce the scope of the investments considered prior to the application of the investment strategy?**

The Sub-fund does not undertake to respect a committed minimum rate to reduce the scope of the investments considered prior to the application of the investment strategy.

- **What is the policy that informs the assessment of investee companies' good governance practices?**

Good governance practices are assessed through a comprehensive analysis of the governance pillar as part of the issuer's ESG analysis, and by considering any controversies affecting the issuer. A minimum governance score, provided by our internal ESG analysis or the ESG analysis from an external provider, is applied to the Sub-fund's sustainable investments.

Good governance practices include sound management structures, employee relations, remuneration of staff and tax compliance.

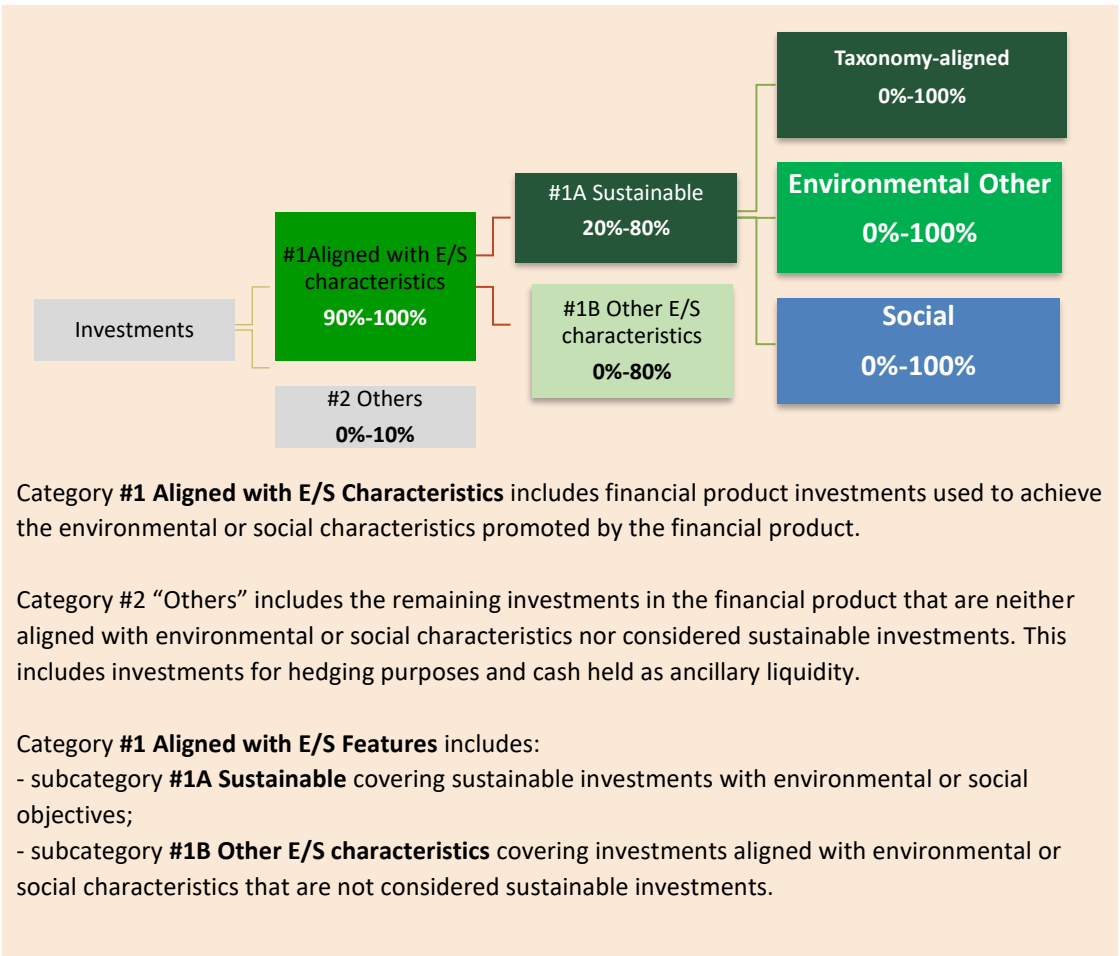


What is the expected asset allocation for this financial product?

Asset allocation describes the share of investments in specific assets.

Taxonomy-aligned activities are expressed as a share of:

- **Turnover**, to reflect the proportion of revenue generated by investee companies' green activities;
- **Capital Expenditure** (CapEx), to highlight the investments made by investee companies, in the transition to a green economy for instance;
- **Operating Expenditure** (OpEx), to reflect investee companies' green operational activities.



● **How does the use of derivatives attain the environmental or social characteristics promoted by the financial product?**

Single Name derivatives with long exposure only (including options, futures, CDS, CFDs, etc.) are taken into account as part of the proprietary ESG analysis methodologies and the calculation of the fund’s sustainable investment portion according to the SFDR regulation. The effects of exposure and hedging on the same instrument underlying single-name derivatives are netted.



To what minimum extent are sustainable investments with an environmental objective aligned with the EU taxonomy?

● **Has the financial product invested in EU Taxonomy-compliant fossil fuel and/or nuclear energy activities? ²**


Yes

In fossil fuels In nuclear energy

No

Given the current level of non-financial information provided by companies, we are not able at this stage to accurately identify and convey the underlying investments inherent in EU Taxonomy-compliant fossil fuel and/or nuclear energy activities.

The two graphs below show in green the minimum percentage of investments aligned with the EU taxonomy. As there is no appropriate methodology to determine the taxonomy-alignment of sovereign bonds, the first graph shows the Taxonomy alignment in relation to all of the investments of the financial product, including sovereign bonds, while the second graph shows the Taxonomy alignment only for investments of the financial product other than sovereign bonds.*



*** For the purposes of these charts, "sovereign bonds" include all sovereign exposures.**

In order to comply with the EU Taxonomy, the criteria for **fossil fuels** include emission limits and the switch to renewable electricity or low-carbon fuels by the end of 2035. As regards **nuclear energy**, the criteria include comprehensive rules on nuclear safety and waste management.

Enabling activities directly enable other activities to make a substantial contribution to an environmental objective.

Transitional activities are those for which low-carbon alternatives do not yet exist and, among other things, whose greenhouse gas emission levels are on a par with the best achievable performance.

² Fossil-fuel and/or nuclear activities will only comply with the EU Taxonomy if they contribute to climate change mitigation and do no harm to any objective of the EU Taxonomy - see explanatory note in the left margin. All of the criteria applicable to economic activities in the fossil fuel and nuclear energy sectors that comply with the EU Taxonomy are set out in Commission Delegated Regulation (EU) 2022/1214.

● **What is the minimum share of investments in transitional and enabling activities?**

Not applicable.



What is the minimum share of sustainable investments with an environmental objective that are not aligned with the EU taxonomy?

Not applicable



What is the minimum share of socially sustainable investments?

Not applicable



What investments are included under “#2 Other”, what is their purpose and are there any minimum environmental or social safeguards?

Category #2 Other includes investments for hedging purposes and cash held as ancillary liquidity.



The symbol represents sustainable investments with an environmental objective that **do not take into account the criteria** for environmentally sustainable economic activities under the EU taxonomy.



Is a specific index designated as a reference benchmark to determine whether this financial product is aligned with the environmental and/or social characteristics that it promotes?

No benchmark has been designated for the purposes of achieving the environmental or social characteristics promoted by the Sub-fund.

● **How is the reference benchmark continuously aligned with each of the environmental or social characteristics promoted by the financial product?**

Not applicable

● **How is the alignment of the investment strategy with the methodology of the index ensured on a continuous basis?**

Not applicable

● **How does the designated index differ from a relevant broad market index?**

Not applicable

● **Where can the methodology used for the calculation of the designated index be found?**

Not applicable

Benchmarks are indices used to measure whether or not a financial product achieves the environmental or social characteristics it promotes.



Where can I find more product-specific information online?

More product-specific information can be found on the website:

<https://www.edmond-de-rothschild.com/fr/asset-management/sustainability-in-action> <https://funds.edram.com/funds-list>

APPENDIX II

Model pre-contractual information for financial products referred to in Article 8(1), (2) and (2a) of Regulation (EU) 2019/2088 and in the first paragraph of Article 6 of Regulation (EU) 2020/852

Product name: EdR SICAV – Global Allocation

Legal entity identifier: 969500W0K286K8519W62

Environmental and/or social characteristics

Does this financial product have a sustainable investment objective?

Yes

X No

<p><input type="checkbox"/> It will make a minimum of sustainable investments with an environmental objective: ___ %</p> <ul style="list-style-type: none"> <input type="checkbox"/> in economic activities that qualify as environmentally sustainable under the EU Taxonomy <input type="checkbox"/> in economic activities that do not qualify as environmentally sustainable under the EU Taxonomy <p><input type="checkbox"/> It will make a minimum of sustainable investments with a social objective: ___ %</p>	<p><input checked="" type="checkbox"/> It promotes Environmental/Social (E/S) characteristics and while it does not have as its objective a sustainable investment, it will have a minimum proportion of 20%* of sustainable investments</p> <ul style="list-style-type: none"> <input type="text" value="0%"/> with an environmental objective in economic activities that qualify as environmentally sustainable under the EU Taxonomy <input type="text" value="0%"/> with an environmental objective in economic activities that do not qualify as environmentally sustainable under the EU Taxonomy <input type="text" value="0%"/> with a social objective <p><input type="checkbox"/> It promotes E/S characteristics, but will not make any sustainable investments</p>
---	---

*As a percentage of the Sub-Fund's net assets

The description of the sustainable investment methodology defined by Edmond de Rothschild Asset Management (France) is available on the management company's website: <https://www.edmond-de-rothschild.com/SiteCollectionDocuments/Responsible-investment/OUR%20ENGAGEMENT/FR/EdRAM-Definition-et-methodologie-Investissement-durable.pdf>

Sustainable investment is defined as an investment in an economic activity that contributes to an environmental or social objective, provided that it does not cause significant harm to either of these objectives and that the investee companies apply good governance practices.

The **EU Taxonomy** is a classification system laid down in Regulation (EU) 2020/852 establishing a list of **environmentally sustainable economic activities**. This regulation does not list socially sustainable economic activities. Sustainable investments with an environmental objective might be aligned with the Taxonomy or not.



Sustainability indicators assess the extent to which the environmental or social characteristics promoted by the financial product are achieved.

What environmental and/or social characteristics are promoted by this financial product?

The Sub-fund promotes environmental and social characteristics identified with our ESG (Environmental, Social and Governance) analysis model, such as, in particular:

- Environment: environmental management strategy, energy consumption, greenhouse gas emissions, water, waste, pollution, green impact
- Social: job quality, human resources management, social impact, stakeholder relations, health and safety.

No benchmark has been designated for the purposes of achieving the environmental or social characteristics promoted by the Sub-fund.

● **What sustainability indicators are used to measure the attainment of each of the environmental or social characteristics promoted by this financial product?**

Managers have access to portfolio monitoring tools, providing climate and ESG indicators, such as the portfolio's carbon footprint or temperature, exposure to the various United Nations Sustainable Development Goals (SDGs) as well as the investments' environmental and social ratings. Our tools provide a consolidated view of the portfolio as well as an issuer-by-issuer analysis. Our ESG analyses, whether internal or from external providers, also assign scores to each of the environmental and social themes promoted by the Sub-Fund and are available to managers.

● **What are the objectives of the sustainable investments that the financial product partially intends to make and how does the sustainable investment contribute to such objectives?**

Currently, the Sub-fund does not aim to make investments that contribute to environmental objectives for mitigating climate change and/or adapting to climate change as defined in the EU Taxonomy.

● **How do the sustainable investments that the financial product partially intends to make, not cause significant harm to any environmental or social sustainable investment objective?**

It must be ensured that sustainable investments made by the Sub-fund do no significant harm to a sustainable investment objective, in particular:

- through the application of Edmond de Rothschild Asset Management's (France) exclusion policy, which includes controversial weapons, tobacco, thermal coal and non-conventional fossil fuels,
- by ensuring that they do not invest in companies that violate the UN Global Compact³³.

How were the indicators for adverse impacts on sustainability factors taken into account?

Adverse impact indicators, and in particular the PAI indicators presented in Table 1 of Annex 1 of the RTS, are taken into account as part of the Sub-Fund's investment process and our ESG rating model, and are also included in our sustainable investment

³³ UN Global Compact: A United Nations initiative launched in 2000 to encourage companies around the world to adopt a socially responsible attitude by committing to implement and promote several principles relating to human rights, international labour standards, the environment and anti-corruption.

definition (see the description of the sustainable investment methodology available on the website). They are integrated into the portfolio monitoring tools and checked by the Management team and the Risk Department.

— — — *How are the sustainable investments aligned with the OECD Guidelines for Multinational Enterprises and the UN Guiding Principles on Business and Human Rights? Details:*

Managers select sustainable investments in accordance with the OECD Guidelines for Multinational Enterprises and the UN Guiding Principles on Business and Human Rights by excluding any company that violates the principles of the UN Global Compact.

The EU Taxonomy sets out a "do no significant harm" principle whereby Taxonomy-aligned investments should not significantly harm EU Taxonomy objectives and is accompanied by specific EU criteria.

The "do no significant harm" principle applies only to those investments underlying the financial product that take into account the EU criteria for environmentally sustainable economic activities. The investments underlying the remaining portion of this financial product do not take into account the EU criteria for environmentally sustainable economic activities.

All other sustainable investments must also do no harm to environmental or social objectives.



Does this financial product consider principal adverse impacts on sustainability factors?

Yes,

The Sub-fund takes into account the principal adverse impacts on sustainability factors by first applying the Edmond de Rothschild Asset Management (France) exclusion policy, particularly concerning thermal coal and controversial weapons. The principal adverse impacts are also taken into account as part of the issuer ESG analysis model, whether this analysis is performed internally or by external providers, and impact the environmental and social scores as well as the overall ESG rating.

In accordance with Article 11 of Regulation (EU) 2019/2088, known as the "SFDR", the Sub-fund's periodic reports, which describe the extent to which environmental or social characteristics are respected in particular, are available on the website www.edmond-de-rothschild.com, under "Fund Center".

No



What investment strategy does this financial product follow?

The Sub-fund's ESG strategy aims to identify investment opportunities by identifying companies with a positive environmental or social impact and good non-financial performance. It also aims to detect non-financial risks that could arise, from a financial perspective.

For this purpose, the Sub-fund uses an internal ESG rating or an ESG rating from an external rating agency, combined with negative screening based on an exclusion list created by the management company, available on its website.

- ***What are the binding elements of the investment strategy used to select the investments to attain each of the environmental or social characteristics promoted by this financial product?***

At least 90% of debt securities and money market instruments with an investment grade credit rating and 75% of debt securities and money market instruments with a high-yield credit rating or those issued by “emerging” countries, at least 90% of shares issued by large capitalisation companies in “developed” countries and at least 75% of shares issued by large capitalisation companies in “emerging” countries or small- and mid-cap companies, will have an ESG rating within the portfolio. This rating is either a proprietary ESG rating, or a rating provided by an external non-financial data provider. These ratios are expressed as a percentage of the collective investment’s net assets. At the end of this process, the sub-fund has an ESG rating that is higher than that of its investment universe.

Furthermore, the securities selection process also includes negative screening, which involves excluding companies that contribute to the production of controversial weapons, in compliance with international agreements in this field, as well as companies exposed to activities related to thermal coal, tobacco and unconventional fossil fuels, in accordance with the Edmond de Rothschild Asset Management (France) exclusion policy available on its website. This negative screening helps mitigate sustainability risk.

- ***What is the committed minimum rate to reduce the scope of the investments considered prior to the application of the investment strategy?***

The Sub-fund does not undertake to respect a committed minimum rate to reduce the scope of the investments considered prior to the application of the investment strategy.

- ***What is the policy that informs the assessment of investee companies' good governance practices?***

Good governance practices are assessed through a comprehensive analysis of the governance pillar as part of the issuer’s ESG analysis, and by considering any controversies affecting the issuer. A minimum governance score, provided by our internal ESG analysis or the ESG analysis from an external provider, is applied to the Sub-fund’s sustainable investments.

The investment strategy guides investment decisions based on factors such as investment objectives and risk tolerance.

Good governance practices include sound management structures, employee relations, remuneration of staff and tax compliance.



What is the expected asset allocation for this financial product?

Asset allocation

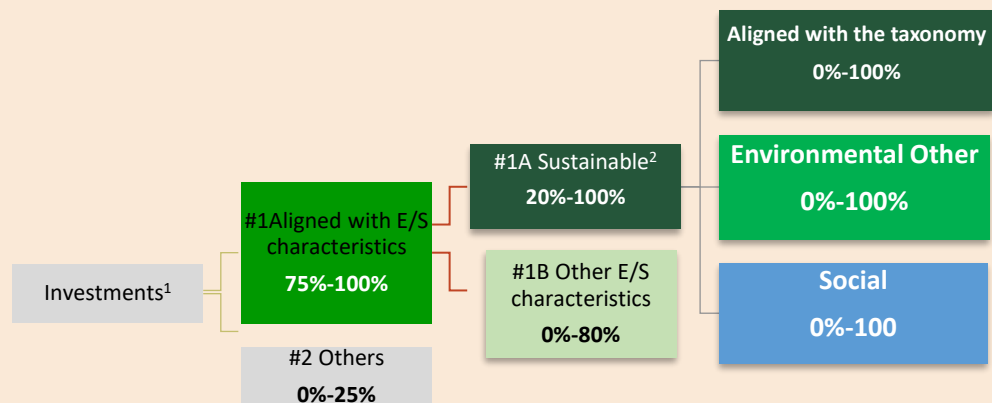
describes the share of investments in specific assets.

Taxonomy-aligned activities are expressed as a share of:

- **Turnover** to reflect the proportion of revenue generated by the green activities of investee companies;

- **Capital Expenditure** (CapEx), to highlight the investments made by investee companies, in the transition to a green economy for instance;

- **Operating Expenditure** (OpEx) to reflect the green operational activities of investee companies.



Category **#1 Aligned with E/S Characteristics** includes financial product investments used to achieve the environmental or social characteristics promoted by the financial product.

Category **#2 “Others”** includes the remaining investments in the financial product that are neither aligned with environmental or social characteristics nor considered sustainable investments.

Category **#1 Aligned with E/S characteristics** includes:

- subcategory **#1A Sustainable** covering sustainable investments with environmental or social objectives;
- subcategory **#1B Other E/S characteristics** covering investments aligned with environmental or social characteristics that are not considered sustainable investments.

#2 Others: Investments for hedging purposes and cash held as ancillary liquidity.

● **How does the use of derivatives attain the environmental or social characteristics promoted by the financial product?**

Single Name derivatives with long exposure only (including options, futures, CDS, CFDs, etc.) are taken into account as part of the proprietary ESG analysis methodologies and the calculation of the Sub-Fund's sustainable investment portion according to the SFDR regulation. Exposure and hedging effects on the same underlying instrument from single-name derivatives are netted.

In order to comply with the EU Taxonomy, the criteria for **fossil fuels** include emission limits and the switch to renewable electricity or low-carbon fuels by the end of 2035. As regards **nuclear energy**, the criteria include comprehensive rules on nuclear safety and waste management.

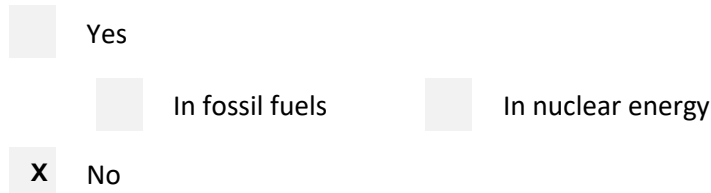
Enabling activities directly enable other activities to make a substantial contribution to an environmental objective

Transitional activities are those for which low-carbon alternatives do not yet exist and, among other things, whose greenhouse gas emission levels are on a par with the best achievable performance.



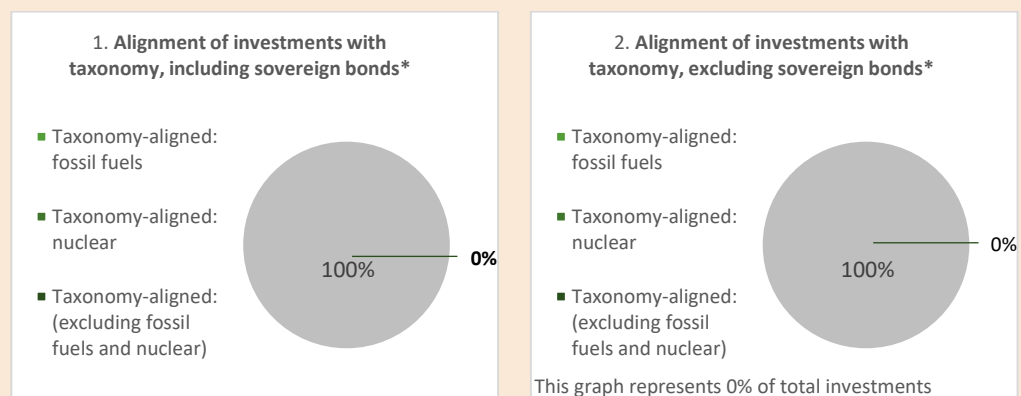
To what minimum extent are sustainable investments with an environmental objective aligned with the EU taxonomy?

- **Has the financial product invested in EU Taxonomy-compliant fossil fuels and/or nuclear energy activities?** ³⁴



Given the current level of non-financial information provided by companies, we are not able at this stage to accurately identify and convey the underlying investments inherent in EU Taxonomy-compliant fossil fuel and/or nuclear energy activities.

The two graphs below show in green the minimum percentage of investments aligned with the EU taxonomy. As there is no appropriate methodology to determine the taxonomy-alignment of sovereign bonds, the first graph shows the Taxonomy alignment in relation to all of the investments of the financial product, including sovereign bonds, while the second graph shows the Taxonomy alignment only for investments of the financial product other than sovereign bonds.*



* For the purposes of these charts, "sovereign bonds" include all sovereign exposures.

- **What is the minimum share of investments in transitional and enabling activities?**

Not applicable.

¹ Fossil fuels and/or nuclear activities will only comply with the EU Taxonomy if they contribute to climate change mitigation and do no harm to any objective of the EU Taxonomy - see explanatory note in the left margin. All the criteria applicable to economic activities in the fossil fuel and nuclear energy sectors that comply with the EU Taxonomy are set out in Commission Delegated Regulation (EU) 2022/1214.



The symbol represents sustainable investments with an environmental objective that **do not take account of the criteria** applicable to environmentally sustainable economic activities with regard to the EU Taxonomy.



What is the minimum share of sustainable investments with an environmental objective that are not aligned with the EU taxonomy?

Not applicable



What is the minimum share of socially sustainable investments?

Not applicable



What investments are included under “#2 Other”, what is their purpose and are there any minimum environmental or social safeguards?

The category “#2 Others” includes investments for hedging purposes and cash held as ancillary liquidity.



Is a specific index designated as a reference benchmark to determine whether this financial product is aligned with the environmental and/or social characteristics that it promotes?

No benchmark has been designated for the purposes of achieving the environmental or social characteristics promoted by the Sub-fund.

- ***How is the reference benchmark continuously aligned with each of the environmental or social characteristics promoted by the financial product?***

Not applicable

- ***How is the alignment of the investment strategy with the methodology of the index ensured on a continuous basis?***

Not applicable

- ***How does the designated index differ from a relevant broad market index?***

Not applicable

- ***Where can the methodology used for the calculation of the designated index be found?***

Not applicable



Where can I find more product-specific information online?

More product-specific information can be found on the website:

<https://www.edmond-de-rothschild.com/fr/asset-management/sustainability-in-action>

<https://funds.edram.com/funds-list>

X. ADDITIONAL INFORMATION FOR INVESTORS IN SWITZERLAND

1. Representative and Paying agent in Switzerland

Edmond de Rothschild (Suisse) S.A., with registered office at 18, rue de Hesse, 1204 Geneva, Switzerland, duly authorized by the Swiss Financial Market Supervisory Authority (FINMA) to act as representative, has been appointed as representative and paying agent of the SICAV for the shares offered in Switzerland.

2. Location where the relevant documents may be obtained

The prospectus, Key Information Documents, articles of association as well as the annual and semi-annual reports may be obtained free of charge from the representative.

3. Publications

Publications in respect of the SICAV are made in Switzerland in the electronic platform www.fundinfo.com.

The issue and redemption prices or the net asset value together with a reference stating “excluding commissions” of the relevant share classes are published daily in the electronic platform www.fundinfo.com.

4. Payment of retrocessions and indemnities linked to the distribution activities

The Management Company, the Asset Manager and its agents may pay retrocessions as remuneration for distribution activity in respect of the SICAV's shares in Switzerland. This remuneration may be deemed payment for the following services in particular:

- Offering and/or placement activities of the Company's shares ;
- Setting up processes for subscribing Company's shares pertaining to the concerned Sub-Funds and, when applicable, organising their holding and safe custody;
- Keeping a supply of the Company's marketing and legal documents, and providing them to interested investors in compliance with applicable rules and regulations;
- Performing due diligence delegated by the Distributor in areas such as anti-money laundering, ascertaining client needs, information duties and offering/placement restrictions;
- Clarifying and answering specific questions from investors pertaining to the Funds, the Distributor, or the Swiss Representative.

Retrocessions are not deemed to be rebates even if they are ultimately passed on, in full or in part, to the investors.

Disclosure of the receipt of the retrocessions is based on the applicable provisions of Federal Act on Financial Services (FinSA).

The Management Company, the Asset Manager and its agents may, upon request, pay rebates directly to investors. The purpose of rebates is to reduce the fees or costs incurred by the investor in question. Rebates are permitted provided that:

- They are paid from fees received by the Management Company and therefore do not represent an additional charge on the fund assets;
- They are granted on the basis of objective criteria;
- All investors who meet these objective criteria and demand rebates are also granted these within the same timeframe and to the same extent.

The objective criteria for the granting of rebates by Management Company are as follows:

- The volume subscribed by the investor or the total volume they hold in the collective investment scheme or, where applicable, in the product range of the Group Edmond de Rothschild;
- The amount of the fees generated by the investor;
- The investment behaviour shown by the investor (e.g. expected investment period);
- The investor's willingness to provide support in the launch phase of a collective investment scheme;
- Any preexisting or planned business relationships with other entities of the Group Edmond de Rothschild.

At the request of the investor, the Management Company must disclose the amounts of such rebates free of charge.

5. Place of performance and jurisdiction

In respect of the shares offered in Switzerland, the place of performance is the registered office of the Representative. The place of jurisdiction is at the registered office of the Representative or at the registered office/place of residence of the investor.