

Appendix 9: Sustainable Finance Disclosure (unaudited)

As at 31 December 2023

Periodic disclosure for the financial products referred to in Article 8, paragraphs 1, 2 and 2a, of Regulation (EU) 2019/2088 and Article 6, first paragraph, of Regulation (EU) 2020/852

Product name: Euro Corporate Bond Fund

Legal entity identifier: 28WYH088EMGB02JCXS87

Reference period: 01 January 2023 to 31 December 2023

Unless stated otherwise, the values below have been calculated based on the average of the fund's investments at each quarter end during the reference period. This calculation methodology also applied to the fund's top holdings and sector exposure.

Environmental and/or social characteristics

Sustainable investment means an investment in an economic activity that contributes to an environmental or social objective, provided that the investment does not significantly harm any environmental or social objective and that the investee companies follow good governance practices.

The **EU Taxonomy** is a classification system laid down in Regulation (EU) 2020/852, establishing a list of **environmentally sustainable economic activities**. That Regulation does not include a list of socially sustainable economic activities. Sustainable investments with an environmental objective might be aligned with the Taxonomy or not.

Did this financial product have a sustainable investment objective?

- | <input type="checkbox"/> Yes | <input checked="" type="checkbox"/> No |
|--|---|
| <input type="checkbox"/> It made sustainable investments with an environmental objective : ___% <ul style="list-style-type: none"> <input type="checkbox"/> in economic activities that qualify as environmentally sustainable under the EU Taxonomy <input type="checkbox"/> in economic activities that do not qualify as environmentally sustainable under the EU Taxonomy | <input checked="" type="checkbox"/> It promoted Environmental/Social (E/S) characteristics and while it did not have as its objective a sustainable investment, it had a proportion of 57.26% of sustainable investments <ul style="list-style-type: none"> <input type="checkbox"/> with an environmental objective in economic activities that qualify as environmentally sustainable under the EU Taxonomy <input checked="" type="checkbox"/> with an environmental objective in economic activities that do not qualify as environmentally sustainable under the EU Taxonomy <input checked="" type="checkbox"/> with a social objective |
| <input type="checkbox"/> It made sustainable investments with a social objective : ___% | <input type="checkbox"/> It promoted E/S characteristics, but did not make any sustainable investments |

Appendix 9: Sustainable Finance Disclosure (unaudited)

As at 31 December 2023 (continued)



To what extent were the environmental and/or social characteristics promoted by this financial product met?

During the reference period, the Fund promoted the environmental characteristic of climate change mitigation by excluding investments in certain types of fossil fuels. In addition, the Fund promoted the social characteristic of avoiding investments in certain activities which can cause harm to human health and well-being.

Further detail on the nature of these exclusions is set out below (in response to the question, “How did the sustainability indicators perform?”).

The Fund also supported the above environmental and social characteristics by making sustainable investments in:

- Corporate issuers whose business practices, products or solutions, made a net positive contribution towards United Nations’ Sustainable Development Goals (“SDGs”); or
- Sustainable Bonds which made a positive environmental or social contribution through their use of proceeds, as explained in response to the question below, “What were the objectives of the sustainable investments that the financial product partially made and how did the sustainable investment contribute to such objectives?”.

There were no exceptions to the Fund’s attainment of its environmental and social characteristics.

How did the sustainability indicators perform?

Sustainability indicators measure how the environmental or social characteristics promoted by the financial product are attained.

Sustainability Indicator	Indicator Threshold	2023 Indicator Value
Exclusions – Corporates:		
% Fund exposure to corporate issuers deriving revenue from:		
Controversial weapons (>0% revenue)	0.00%	0.00%
Civilian firearms (>0% revenue)	0.00%	0.00%
Tobacco manufacturing (>0% revenue)	0.00%	0.00%
Thermal coal mining and extraction (>5% revenue)	0.00%	0.00%
Sustainable Investments:		
% Fund investments that are sustainable investments	40.00%	57.26%

Appendix 9: Sustainable Finance Disclosure (unaudited)

As at 31 December 2023 (continued)

. . . and compared to previous periods?

Sustainability Indicator	Indicator Threshold	2022 Indicator Value
Exclusions – Corporates:		
% Fund exposure to corporate issuers deriving revenue from:		
Controversial weapons (>0% revenue)	0.00%	0.00%
Civilian firearms (>0% revenue)	0.00%	0.00%
Tobacco manufacturing (>0% revenue)	0.00%	0.00%
Thermal coal mining and extraction (>5% revenue)	0.00%	0.42%
Sustainable Investments:		
% Fund investments that are sustainable investments	40.00%	50.32%

In Q1 2023 the Investment Adviser sold one investment held since 2022, which no longer met the Fund's exclusionary criterion of avoiding investments in issuers that derive 5% or more revenue from the extraction of thermal coal, keeping in mind relevant circumstances and the best interests of the shareholders of the Fund.

What were the objectives of the sustainable investments that the financial product partially made and how did the sustainable investment contribute to such objectives?

The Fund's sustainable investments fell within one of the following categories:

- Green, Social or Sustainability Bonds ("Sustainable Bonds"), as labelled in the securities' documentation, where the issuer committed to allocate the proceeds to projects making a positive environmental or social contribution. This included, but was not limited to, bonds that aligned with the International Capital Market Association (ICMA)'s Green Bond Principles, Social Bond Principles, and Sustainability Bond Guidelines, and bonds that had been assessed through the Investment Adviser's proprietary Sustainable Bond evaluation framework. Sustainable Bonds mobilise financing directly towards a variety of environmental and social projects whose focus spans across a number of sustainability objectives. Examples include, but are not limited to, financing for renewable energy, energy efficiency, clean transportation, affordable housing, and financial inclusion projects.
- Bonds from corporate issuers whose business practices, products or solutions, made a net positive contribution towards the SDGs. The SDGs were adopted by the United Nations in 2015 as a universal call to action to end poverty, protect the planet and ensure that by 2030 all people enjoy peace and prosperity. They include environmental (e.g. Climate Action or Life on Land) and social (e.g. Good Health and Well-Being) objectives. The Investment Adviser defines positive contribution to the SDGs as a net positive aggregate alignment score across all the SDGs (i.e., scores measuring positive contribution to individual SDGs have to, in total, be greater than the total of any negative contribution scores), based on third-party data. The Investment Adviser will also only include issuers which had sufficient positive SDG alignment with at least one individual SDG, and which did not have any material mis-alignment on any of the SDGs.

Appendix 9: Sustainable Finance Disclosure (unaudited)

As at 31 December 2023 (continued)

Principal adverse impacts

(PAI) are the most significant negative impact of investment decisions on sustainability factors relating to environmental, social and employee matters, respect for human rights, anti-corruption and anti-bribery matters.

How did the sustainable investments that the financial product partially made not cause significant harm to any environmental or social sustainable investment objective?

The Investment Adviser applied a “do no significant harm” methodology to the sustainable investments of the Fund, in order to ensure that the sustainable investments of the Fund did not include: (1) investments causing significant harm to any of the principle adverse impact (“PAI”) indicators for issuers which are mandatory for the Investment Adviser to consider under the Sustainable Finance Disclosure Regulation (“SFDR”) rules and which are relevant to the investment; or (2) investments which did not meet the minimum social safeguards set out in the SFDR rules.

How were the indicators for adverse impacts on sustainability factors taken into account?

The “do no significant harm” methodology applied by the Investment Adviser on sustainable investments excluded investments that the Investment Adviser considered caused significant harm to any of the PAI indicators which are mandatory for the Investment Adviser to consider under the SFDR rules, and which are relevant to the investment.

The thresholds were set: (i) on an absolute value basis; (ii) on a relative basis in the context of the investment universe; or (iii) using pass/fail scores. The Investment Adviser used reasonable proxy indicators sourced from third parties to address the current lack of data for certain PAI indicators. For example, owing to the absence of reliable and comparable data concerning exposure to activities negatively affecting biodiversity sensitive areas, the Investment Adviser supplemented the assessment by using an additional indicator provided by a third-party data vendor which measured the extent to which companies were involved in controversies related to environmental issues and had adopted measures to mitigate biodiversity risk, as a reasonable proxy. These proxies were and will continue to be kept under review and were and will continue to be replaced by data from third-party data providers when the Investment Adviser determines that sufficiently reliable data has become available.

The Investment Adviser generally conducted the PAI assessment at the issuer level. However, for certain investments the assessment was done at the security level in whole or in part. For instance, in the case of Sustainable Bonds, as defined above, the PAI indicators that were directly related to the sustainability factors targeted by the bond’s use of proceeds were assessed at the security level, through the Investment Adviser’s proprietary Sustainable Bond Evaluation Framework. As an example, where the Fund invested in a Green Bond issued by a utility company, where the proceeds were used to finance renewable energy projects contributing to avoiding GHG emissions, the Investment Adviser considered that the investment satisfied the PAI indicators related to GHG emissions and GHG intensity, even if the issuer had a negative overall assessment on those PAI indicators. Other PAI indicators that are unrelated to the Sustainable Bond’s use of proceeds are still assessed at the issuer level.

The Fund’s PAI assessment was supported, on a qualitative basis, by the Investment Adviser’s engagement with selected issuers on their corporate governance practices, as well as on other material sustainability issues related to the SDGs, in line with the Investment Adviser’s Fixed Income Engagement Strategy, available on www.morganstanley.com/im.

Appendix 9: Sustainable Finance Disclosure (unaudited)

As at 31 December 2023 (continued)

Were sustainable investments aligned with the OECD Guidelines for Multinational Enterprises and the UN Guiding Principles on Business and Human Rights? Details:

The Fund's sustainable investments were screened to exclude issuers which experienced very severe controversies that were deemed to violate the UN Global Compact, the UN Guiding Principles on Business and Human Rights, or the ILO Fundamental Principles, and issuers with very severe controversies related to violations of the OECD Guidelines for Multinational Enterprises. This screening was done using third-party data.

The EU Taxonomy sets out a “do no significant harm” principle by which Taxonomy-aligned investments should not significantly harm EU Taxonomy objectives and is accompanied by specific EU criteria.

The “do no significant harm” principle applies only to those investments underlying the financial product that take into account the EU criteria for environmentally sustainable economic activities. The investments underlying the remaining portion of this financial product do not take into account the EU criteria for environmentally sustainable economic activities.

Any other sustainable investments must also not significantly harm any environmental or social objectives.



How did this financial product consider principal adverse impacts on sustainability factors?

The Fund considered all of the mandatory PAI on sustainability factors which are relevant to the investment for the portion allocated to sustainable investments, as described above in response to the question, “How were the indicators for adverse impacts on sustainability factors taken into account?”

The portion of the Fund that was not comprised of sustainable investments considered certain PAIs only in part through the Fund's exclusionary criteria, as follows:

- The Fund excluded issuers which derived any revenue from thermal coal mining and extraction. The Fund therefore partly considered the PAI indicator 4: exposure to companies active in the fossil fuel sector.
- The Fund excluded issuers which derived any revenue from controversial weapons manufacturing or retail. The Fund therefore considered in whole the PAI indicator 14: exposure to controversial weapons.

Appendix 9: Sustainable Finance Disclosure (unaudited)

As at 31 December 2023 (continued)



The list includes the investments constituting **the greatest proportion of investments** of the financial product during the reference period which is: from 01 January 2023 to 31 December 2023.

What were the top investments of this financial product?

Security	Sector	% Assets	Country
CAIXABANK SA T2 2.25 17-APR-2030 Reg-S (SUB)	Financials	1.02%	Spain
UPJOHN FINANCE BV 1.362 23-JUN-2027 Reg-S (SENIOR)	Health Care	0.91%	United States
BPCE SA 4.0 29-NOV-2032 Reg-S (SENIOR PREFERRED)	Financials	0.87%	France
UBS GROUP AG 7.75 01-MAR-2029 Reg-S (SENIOR)	Financials	0.83%	Switzerland
AT&T INC 2.45 15-MAR-2035 (SENIOR)	Communication Services	0.82%	United States
BANK OF AMERICA CORP 1.102 24-MAY-2032 Reg-S (SENIOR)	Financials	0.80%	United States
VOLKSWAGEN INTERNATIONAL FINANCE N 4.125 16-NOV-2038 Reg-S (SENIOR)	Consumer Discretionary	0.79%	Germany
ASR NEDERLAND NV HYBRID-P 5.0 31-DEC-2079 Reg-S (SUB)	Financials	0.79%	Netherlands
INTESA SANPAOLO SPA 1.75 04-JUL-2029 Reg-S (SENIOR PREFERRED)	Financials	0.78%	Italy
DP WORLD LTD/UNITED ARAB EMIRATES 2.375 25-SEP-2026 Reg-S (SENIOR)	Industrials	0.75%	United Arab Emirates
BAYER AG 1.375 06-JUL-2032 Reg-S (SENIOR)	Health Care	0.65%	Germany
NTPC LTD 2.75 01-FEB-2027 Reg-S (SENIOR)	Utilities	0.61%	India
ING GROEP NV T2 1.0 13-NOV-2030 Reg-S (SUB)	Financials	0.61%	Netherlands
JPMORGAN CHASE & CO 1.963 23-MAR-2030 Reg-S (SENIOR)	Financials	0.60%	United States
ALLIANZ SE LT2 2.121 08-JUL-2050 Reg-S (SUB)	Financials	0.60%	Germany

Appendix 9: Sustainable Finance Disclosure (unaudited)

As at 31 December 2023 (continued)



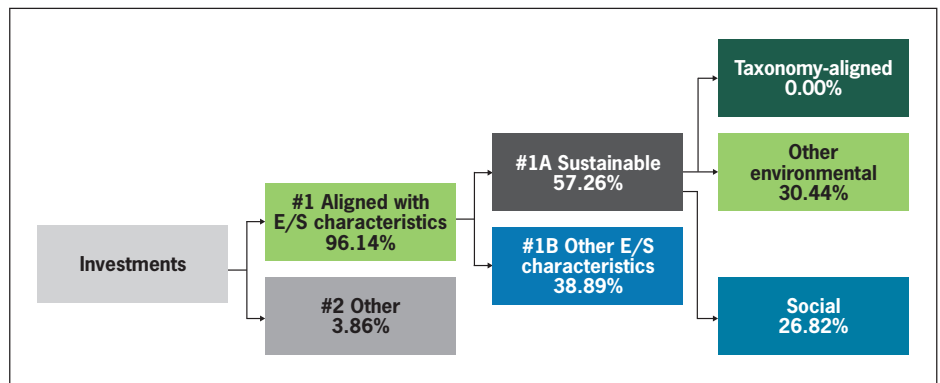
What was the proportion of sustainability-related investments?

96.14% of the Fund's investments were aligned with the environmental and social characteristics of the Fund.

57.26% of the Fund comprised sustainable investments which are further explained in the asset allocation diagram below.

What was the asset allocation?

Asset allocation describes the share of investments in specific assets.



#1 Aligned with E/S characteristics includes the investments of the financial product used to attain the environmental or social characteristics promoted by the financial product.

#2 Other includes the remaining investments of the financial product which are neither aligned with the environmental or social characteristics, nor are qualified as sustainable investments.

The category **#1 Aligned with E/S characteristics** covers:

- The sub-category **#1A Sustainable** covers environmentally and socially sustainable investments.
- The sub-category **#1B Other E/S characteristics** covers investments aligned with the environmental or social characteristics that do not qualify as sustainable investments.

The Fund's methodology for categorising investments as sustainable investments considers both environmental and social factors (as relevant) as set out above.

The Investment Adviser has defined an approach to differentiate sustainable investments into investments with an environmental or social objective, respectively, based on the predominant thematic characteristics underpinning such investments.

Appendix 9: Sustainable Finance Disclosure (unaudited)

As at 31 December 2023 (continued)

In which economic sectors were the investments made?

Sector	% Assets
Financials	49.27%
Utilities	13.31%
Communication Services	5.47%
Industrials	5.02%
Real Estate	4.75%
Health Care	4.47%
Energy	4.34%
Consumer Discretionary	3.93%
Materials	2.73%
Consumer Staples	2.20%
Information Technology	0.40%
Supranationals & Agencies	0.28%
Exploration, mining, extraction, production, processing, storage, refining or distribution, including transportation, storage and trade, of fossil fuels	12.44%

The table above only includes investments made by the Fund and excludes other assets held by the Fund such as cash and hedging instruments.

The Fund's exposure to fossil fuel related activities, as presented in the table above, captures issuers with any ties to such activities as part of their business. The indicator therefore has a broader scope when compared to the thermal coal mining exclusion applied as a binding characteristic to the Fund.

The investments in this Fund include green and sustainability use of proceeds bonds. Where the Fund invested in these types of bonds, the Investment Adviser assessed any exposure the proceeds of the bonds have to fossil fuels as opposed to any exposure the issuer may have to fossil fuels. This is because any exposure the issuer has to fossil fuels does not impact the use of proceeds of the bond. In practice, this means any green and sustainability use of proceeds bonds are excluded from the fossil fuel exposure calculation above, as the Investment Adviser treats these bonds as not having any exposure to fossil fuels.

Appendix 9: Sustainable Finance Disclosure (unaudited)

As at 31 December 2023 (continued)

Enabling activities

directly enable other activities to make a substantial contribution to an environmental objective.

Transitional activities are economic activities

for which low-carbon alternatives are not yet available and that have greenhouse gas emission levels corresponding to the best performance.



To what extent were the sustainable investments with an environmental objective aligned with the EU Taxonomy?

The Fund did not commit to making a minimum portion of sustainable investments with an environmental objective aligned with the EU Taxonomy. None of the Fund's investments have been assessed by the Investment Adviser as aligned with the EU Taxonomy during the reference period.

Did the financial product invest in fossil gas and/or nuclear energy related activities that comply with the EU Taxonomy¹?

- Yes
- In fossil gas In nuclear energy

No

The graphs below show in green the percentage of investments that were aligned with the EU Taxonomy. As there is no appropriate methodology to determine the taxonomy-alignment of sovereign bonds*, the first graph shows the Taxonomy alignment in relation to all the investments of the financial product including sovereign bonds, while the second graph shows the Taxonomy alignment only in relation to the investments of the financial product other than sovereign bonds.

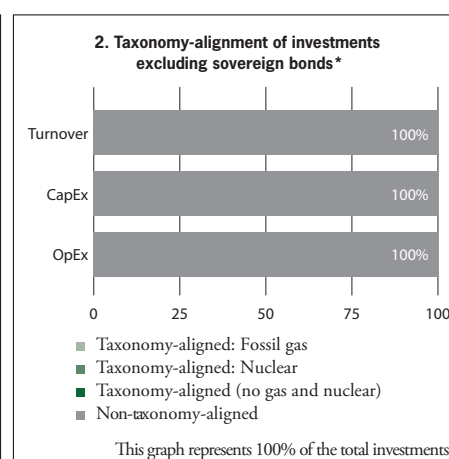
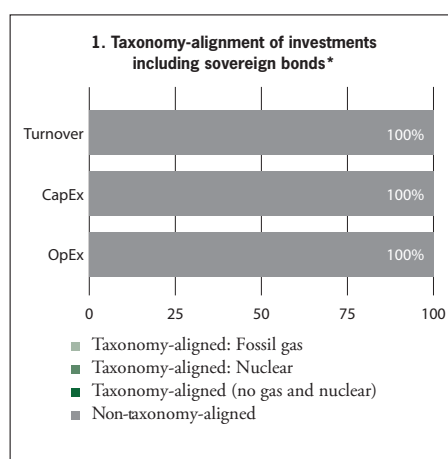


Taxonomy-aligned activities are expressed as a share of:

– **turnover** reflects the “greenness” of investee companies today.

– **capital expenditure** (CapEx) shows the green investments made by investee companies, relevant for a transition to a green economy.

– **operational expenditure** (OpEx) reflects the green operational activities of investee companies.



* For the purpose of these graphs, ‘sovereign bonds’ consist of all sovereign exposures.

¹ Fossil gas and/or nuclear activities will only comply with the EU Taxonomy where they contribute to limiting climate change (“climate change mitigation”) and do no significant harm to any EU Taxonomy objective – see explanatory note in the left hand margin. The full criteria for fossil gas and nuclear energy economic activities that comply with the EU Taxonomy are laid down in Commissions Delegated Regulation (EU) 2022/1214.

Appendix 9: Sustainable Finance Disclosure (unaudited)

As at 31 December 2023 (continued)

What was the share of investments made in transitional and enabling activities?

The Fund did not make any investments which the Investment Adviser assessed to be in transitional or enabling activities, according to the EU Taxonomy.

How did the percentage of investments that were aligned with the EU Taxonomy compare with previous reference periods?

Not applicable.



are sustainable investments with an environmental objective that **do not take into account the criteria** for environmentally sustainable economic activities under Regulation (EU) 2020/852.



What was the share of sustainable investments with an environmental objective not aligned with the EU Taxonomy?

30.44% of the Fund comprised sustainable investments with an environmental objective, which were not Taxonomy-aligned. The EU Taxonomy does not comprehensively cover all industries and sectors, or even all environmental objectives. Accordingly, the Investment Adviser used its own methodology to determine whether investments were sustainable in accordance with the SFDR sustainable investment test, and then invested in such assets for the Fund. The Fund did not commit to making a minimum portion of sustainable investments with an environmental objective aligned with the EU Taxonomy.



What was the share of socially sustainable investments?

26.82% of the Fund's investments were sustainable investments with a social objective during the reference period.



What investments were included under "other", what was their purpose and were there any minimum environmental or social safeguards?

3.86% of the Fund's investments were not aligned with the environmental or social characteristics of the Fund and have been included in the "other" category. These investments comprised cash instruments held for ancillary liquidity and derivatives held for hedging purposes, and they were not subject to any minimum environmental or social safeguards.

Appendix 9: Sustainable Finance Disclosure (unaudited)

As at 31 December 2023 (continued)



What actions have been taken to attain the environmental and/or social characteristics during the reference period?

During the reference period, the Investment Adviser regularly monitored investments in the Fund according to the Fund's environmental and social characteristics. Investments that were held by the Fund but became restricted after they had been acquired were sold, in line with the Investment Adviser's Breach Remediation Policy. During the reference period, some investments became restricted due to issuers exceeding revenue thresholds for restricted activities.

In addition, the Investment Adviser monitored any progress or deterioration in the sustainability performance of the Fund's holdings based on its proprietary research and ESG scoring methodologies, and engaged with selected bond issuers held in the Fund, in relation to their sustainability practices and any controversies, to encourage improvement. Such engagement activities supported, on a qualitative and non-binding basis, the Fund's PAI and good governance assessment.

Data Limitations

In general, Morgan Stanley Investment Management uses a range of data sources and internal analysis as inputs into its ESG processes. This may include use of data sourced from third party data providers, including for making the disclosures in this report. Such data may be subject to methodological limitations and may be subject to data lags, data coverage gaps or other issues impacting the quality of the data. ESG-related information, including where obtained from third-party data providers, is often based on qualitative or subjective assessment, and any one data source may not in itself present a complete picture relating to the ESG metric that it represents. Minimal discrepancies may also arise in reported data on the Fund's portfolio weightings where the Fund has made use of different underlying sources of holdings data to produce the disclosures included in the report. Morgan Stanley Investment Management takes reasonable steps to mitigate the risk of these limitations. However, it does not make any representation or warranty as to the completeness or accuracy of such data. Any such data may also be subject to change by the third party provider without notice. As such, Morgan Stanley Investment Management may choose to take such action (or inaction) based on any change in data provided by a third party data provider as it deems appropriate in the circumstances.

This report has been prepared based on the Fund's portfolio holdings as of the date specified at the top of this document only (unless the context indicates otherwise). Unless otherwise indicated, the percentages included in this report have been measured according to portfolio weight, which is based on the market value of the investments in the Fund.