

Product name:

Allianz Thematica

Legal entity identifier: 5493004ZRV2CSS15YF05

Sustainable investment means an investment in an economic activity that contributes to an environmental or social objective, provided that the investment does not significantly harm any environmental or social objective and that the investee companies follow good governance practices.

The **EU Taxonomy** is a classification system laid down in Regulation (EU) 2020/852, establishing a list of **environmentally sustainable economic activities**. That Regulation does not include a list of socially sustainable economic activities. Sustainable investments with an environmental objective might be aligned with the Taxonomy or not.

Environmental and/or social characteristics

Did this financial product have a sustainable investment objective?

Yes

No

It made **sustainable investments with an environmental objective**: _%

It **promoted Environmental/Social (E/S) characteristics** and while it did not have as its objective a sustainable investment, it had a proportion of 61.77% of sustainable investments

in economic activities that qualify as environmentally sustainable under the EU Taxonomy

with an environmental objective in economic activities that qualify as environmentally sustainable under the EU Taxonomy

in economic activities that do not qualify as environmentally sustainable under the EU Taxonomy

with an environmental objective in economic activities that do not qualify as environmentally sustainable under the EU Taxonomy

with a social objective

It made **sustainable investments with a social objective**: _%

It promoted E/S characteristics, but **did not make any sustainable investments**



To what extent were the environmental and/or social characteristics promoted by this financial product met?

Allianz Thematica (the "Sub-Fund") was managed according to the Sustainability Key Performance Indicator Strategy (Absolute Threshold) ("KPI Strategy (Absolute Threshold)") which targeted a specific minimum allocation into Sustainable Investments. Sustainable investments were investments in economic activities which contributed to environmental and/or social objectives, for which the Investment Managers used as reference frameworks the UN Sustainable Development Goals (SDGs), as well as the objectives of the EU Taxonomy.

Furthermore, the Sub-Fund limited its allocation into issuers which significantly harmed environmental and/or social objectives.

In addition, sustainable minimum exclusion criteria applied.

No reference benchmark had been designated for the purpose of attaining the environmental and/or social characteristics promoted by the Sub-Fund.

- **How did the sustainability indicators perform?**

To measure the attainment of the environmental and/or social characteristics the following sustainability indicators are used and performed as follows:

- The actual percentage of KPI coverage of the Sub-Fund's Portfolio (Portfolio in this respect does not comprise derivatives and instruments that are non-evaluated by nature (e. g., cash and deposits)) was 97 %.
- The actual weighted average sustainable investment share of Sub-Fund Assets was 61.77 %.
- The actual share of investments not satisfying the Do No Significant Harm («DNSH») assessment of Sub-Fund Assets was 0.56 %.

- The Principal Adverse Impacts (PAIs) of investment decisions on sustainability factors were considered through the adherence to the exclusion criteria applied for direct investments. The

Sustainability indicators measure how the environmental or social characteristics promoted by the financial product are attained.

following sustainable minimum exclusion criteria for direct investments were applied:

- securities issued by companies having a severe violation / breach of principles and guidelines such as the Principles of the United Nations Global Compact, the OECD Guidelines for Multinational Enterprises, and the United Nations Guiding Principles for Business and Human Rights on the grounds of problematic practices around human rights, labour rights, environment, and corruption issues,
- securities issued by companies involved in controversial weapons (anti-personnel mines, cluster munitions, chemical weapons, biological weapons, depleted uranium, white phosphorus, and nuclear weapons),
- securities issued by companies that derive more than 10% of their revenues from weapons, military equipment, and services,
- securities issued by companies that derive more than 10% of their revenue from thermal coal extraction,
- securities issued by utility companies that generate more than 20% of their revenues from coal,
- securities issued by companies involved in the production of tobacco, and securities issued by companies involved in the distribution of tobacco with more than 5% of their revenues.

Direct investments in sovereign issuers with an insufficient freedom house index score were excluded.

The sustainable minimum exclusion criteria are based on information from an external data provider and coded in pre- and post-trade compliance. The review was performed at least half yearly.

- [... and compared to previous periods?](#)

On September 28, 2023, the sustainable investment approach was changed from the Climate Engagement with Outcome Strategy to the KPI Strategy (Absolute Threshold). The indicators for measuring compliance with ecological and social characteristics between the investment approaches are only partially comparable. If the indicators for the Climate Engagement with Outcome Strategy are not comparable, they are not included in the table. For information on the performance of the strategy, please refer to the 2023 year-end report (available upon request).

Indicator	09.2024	09.2023
The actual percentage of KPI coverage of the Sub-Fund's Portfolio (Portfolio in this respect does not comprise derivatives and instruments that are non-evaluated by nature (e. g., cash and deposits)) was	97%	95.65%
The actual weighted average sustainable investment share of Sub-Fund Assets was	61.77%	47.56%
The actual share of investments not satisfying the Do No Significant Harm («DNSH») assessment of Sub-Fund Assets was	0.56%	6.01%
The response rate (companies replied to the engagement questionnaire) was*	-	100%
Change of the carbon footprint**	-	-12.7%
Confirmation that the exclusion criteria have been adhered to throughout the financial year	The exclusion criteria have been adhered to throughout the financial year	

* The top 10 carbon emitting issuers are determined periodically. Over the reference dates Q4/2020, Q1/2022 and Q1/2023 the 21 emitters were identified.

** Change of the CO2 emissions of the year 2019 compared to 2021

All investments in sovereign issuers were evaluated with an SRI rating until the sustainable investment approach was changed.

- **What were the objectives of the sustainable investments that the financial product partially made and how did the sustainable investment contribute to such objectives?**

Sustainable Investments contributed to environmental and/or social objectives, for which the Investment Managers used as reference frameworks, among others, the UN Sustainable Development Goals (SDGs), as well as the objectives of the EU Taxonomy. The assessment of the positive contribution to the environmental or social objectives was based on a proprietary framework which combined quantitative elements with qualitative inputs from internal research. The methodology applies first a quantitative breakdown of a securities issuer into its business activities. The qualitative element of the framework is an assessment if business activities contribute positively to an environmental or a social objective. The positive contribution on the Sub-Fund level was calculated by considering the revenue share of each issuer attributable to business activities which contributed to environmental and/or social objectives, provided the issuer satisfied the Do No Significant Harm («DNSH») and Good Governance principles. In the second step, asset-weighted aggregation was performed. Moreover, for certain types of securities, which finance specific projects contributing to environmental or social objectives, the overall investment was considered to contribute to environmental and/or social objectives. Further, in these cases, a DNSH as well as a Good Governance check for issuers was performed.

- **How did the sustainable investments that the financial product partially made not cause significant harm to any environmental or social sustainable investment objective?**

To ensure that Sustainable Investments did not significantly harm any other environmental and/or social objective, the Investment Manager of the Sub-Fund leveraged the PAI indicators, whereby significance thresholds have been defined to identify significantly harmful issuers. Issuers not meeting the significance thresholds might have been engaged for a limited period to remediate the adverse impact. Otherwise, if the issuer did not meet the defined significance thresholds twice subsequently or in case of a failed engagement, it did not pass the DNSH assessment. Investments in securities of issuers which did not pass the DNSH assessment were not counted as sustainable investments.

How were the indicators for adverse impacts on sustainability factors taken into account?

PAI indicators were considered either as part of the application of the exclusion criteria or through thresholds on a sectorial or absolute basis. Significance thresholds have also been defined referring to qualitative or quantitative criteria.

Recognising the lack of data coverage for some of the PAI indicators, equivalent data points were used, when relevant, to assess PAI indicators when applying the DNSH assessment for the following indicators for corporates: share of non-renewable energy consumption and production, activities negatively affecting biodiversity-sensitive areas, emissions to water, lack of processes and compliance mechanisms to monitor compliance with UNGC principles and OECD Guidelines for Multinational Enterprises; for sovereigns: GHG Intensity investee and countries subject to social violations. In case of securities which finance specific projects contributing to environmental or social objectives equivalent data at project level might be used to ensure that Sustainable Investments do not significantly harm any other environmental and/or social objective

Were sustainable investments aligned with the OECD Guidelines for Multinational Enterprises and the UN Guiding Principles on Business and Human Rights? Details:

The Investment Manager's sustainable minimum exclusion list screened out companies based on their involvement in controversial practices against international norms. The core normative framework consists of the Principles of the UN Global Compact, the OECD Guidelines for Multinational Enterprises and the UN Guiding Principles for Business and Human Rights. Sustainable investments were aligned with the OECD Guidelines for Multinational Enterprises and the UN Guiding Principles on Business and Human Rights as securities issued by companies having a severe violation of these frameworks were restricted from investment universe.

The EU Taxonomy sets out a "do not significant harm" principle by which Taxonomy-aligned investments should not significantly harm EU Taxonomy objectives and is accompanied by specific Union criteria.

The "do not significant harm" principle applies only to those investments underlying the financial product that take into account the Union criteria for environmentally sustainable economic activities. The investments underlying the remaining portion of this financial product do not take into account the Union criteria for environmentally sustainable economic activities.

Any other sustainable investments must also not significantly harm any environmental or social objectives.

Principal adverse impacts are the most significant negative impacts of investment decisions on sustainability factors relating to environmental, social and employee matters, respect for human rights, anti-corruption and anti-bribery matters.



How did this financial product consider principal adverse impacts on sustainability factors?

The Management Company joined the Net Zero Asset Manager Initiative and considered PAI indicators through stewardship including engagement, both of which were relevant to mitigate potential adverse impact as a company.

Due to the commitment to the Net Zero Asset Manager Initiative, the Management Company aims to reduce greenhouse gas emissions in partnership with asset owner clients on decarbonisation goals, consistent with an ambition to reach net zero emission by 2050 or sooner across all assets under management. As part of this objective the Management Company had set an interim target for the proportion of assets to be managed in line with the attainment of net zero emissions by 2050 or sooner.

The Sub-Fund's Investment Manager considered PAI indicators regarding greenhouse gas emission, biodiversity, water, waste as well as social and employee matters for corporate issuers, and, where relevant, the freedom house index was applied to investments in sovereigns. PAI indicators were considered within the Investment Manager's investment process through the means of exclusions as described in the sustainability indicator section.

Moreover, the data coverage for the data required for the PAI indicators were heterogenous. The data coverage related to biodiversity, water and waste is low and the related PAI indicators were considered through exclusion of securities issued by companies having a severe violation / breach of principles and guidelines such as the Principles of the United Nations Global Compact, the OECD Guidelines for Multinational Enterprises, and the United Nations Guiding Principles for Business and Human Rights on the grounds of problematic practices around human rights, labour rights, environment, and corruption issues.

The following PAI indicators were considered:

Applicable to corporate issuers

- GHG Emissions
- Carbon footprint
- GHG Intensity of investee companies
- Exposure to companies active in the fossil fuel sector
- Activities negatively affecting biodiversity-sensitive areas
- Emissions to water
- Hazardous waste ratio
- Violation of UN Global compact principles
- Lack of processes and compliance mechanisms to monitor compliance with UN Global Compact principles
- Board gender diversity
- Exposure to controversial weapons

Applicable to sovereign and supranational issuers

- Investee countries subject to social violations
- GHG emissions
- Carbon footprint
- GHG intensity of investee companies
- Exposure to companies active in the fossil fuel sector
- Activities negatively affecting biodiversity-sensitive areas
- Emissions to water
- Hazardous waste and radioactive waste ratio
- Violations of UN Global Compact principles and Organisation for Economic Cooperation and Development (OECD) Guidelines for Multinational Enterprises
- Lack of processes and compliance mechanisms to monitor compliance with UN Global Compact principles and OECD Guidelines for Multinational Enterprises

- Board gender diversity
- Exposure to controversial weapons (anti-personnel mines, cluster munitions, chemical weapons and biological weapons)
- Investee countries subject to social violations



What were the top investments of this financial product?

During the reference period, the majority of the investments of the financial product contained equity, debt and / or target funds. A portion of the financial product contained assets which did not promote environmental or social characteristics. Examples of such assets are derivatives, cash and deposits. As these assets were not used to attain the environmental or social characteristics promoted by the financial product, they were excluded from the determination of top investments. The main investments are the investments with the largest weight in the financial product. The weight is calculated as an average over the four valuation dates. The valuation dates are the reporting date and the last day of every third month for nine months backwards from the reporting date.

For transparency purposes for the investments falling under the NACE sector «Public administration and defence; compulsory social security», the more detailed (sub- sector level) classification is displayed in order to differentiate between the investments which relate to sub-sectors «Administration of the State and the economic and social policy of the community», «Provision of services to the community as a whole» (which includes, among others, defence activities) and «Compulsory social security activities».

No direct sector allocation is possible for investments in target funds, as a target fund may invest in securities of issuers from different sectors.

The list includes the investments constituting **the greatest proportion of investments** of the financial product during the reference period which is: 01/10/2023-30/09/2024

Largest investment	Sector	% Assets	Country
ABB LTD-REG	MANUFACTURING	0.84 %	Switzerland
JPMORGAN CHASE & CO	FINANCIAL AND INSURANCE ACTIVITIES	0.84 %	USA
WASTE MANAGEMENT INC	WATER SUPPLY; SEWERAGE, WASTE MANAGEMENT AND REMEDIATION ACTIVITIES	0.83 %	USA
AMERICAN EXPRESS CO	FINANCIAL AND INSURANCE ACTIVITIES	0.81 %	USA
MOTOROLA SOLUTIONS INC	MANUFACTURING	0.81 %	USA
NEXTERA ENERGY INC	ELECTRICITY, GAS, STEAM AND AIR CONDITIONING SUPPLY	0.81 %	USA
VISA INC-CLASS A SHARES	FINANCIAL AND INSURANCE ACTIVITIES	0.77 %	USA
INTERCONTINENTALEXCHANGE GRO US45865V1008	FINANCIAL AND INSURANCE ACTIVITIES	0.77 %	USA
MASTERCARD INC - A	FINANCIAL AND INSURANCE ACTIVITIES	0.77 %	USA
SIKA AG-REG	MANUFACTURING	0.76 %	Switzerland
ZOETIS INC	MANUFACTURING	0.75 %	USA
MERCK & CO. INC.	MANUFACTURING	0.74 %	USA
LONZA GROUP AG-REG	MANUFACTURING	0.73 %	Switzerland
SONY GROUP CORP	MANUFACTURING	0.72 %	Japan
XYLEM INC	MANUFACTURING	0.72 %	USA



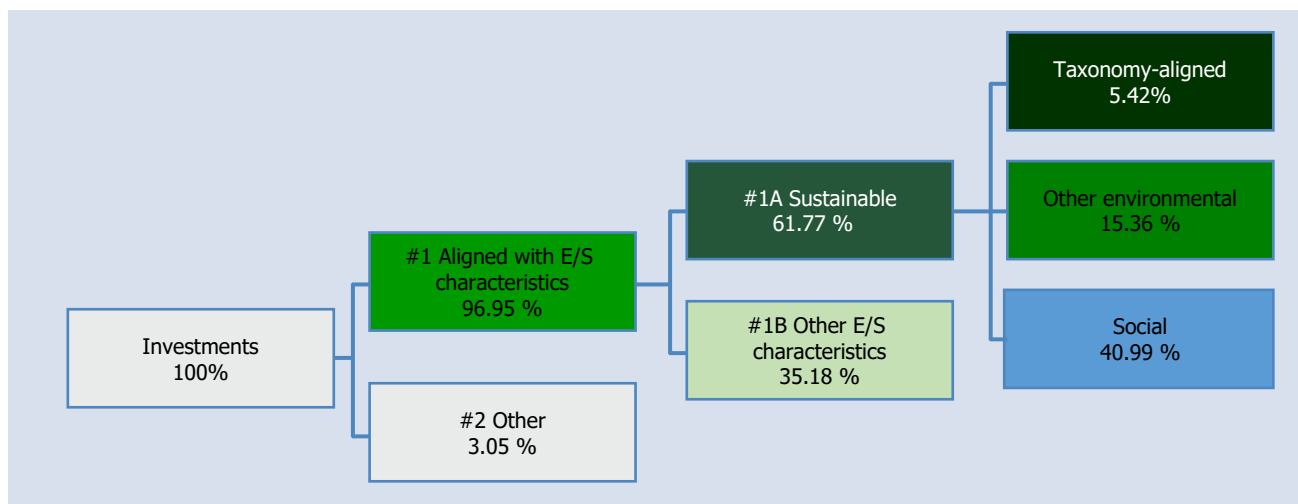
What was the proportion of sustainability-related investments?

Sustainability-related investments refer to all investments that contribute to the achievement of the environmental and/or social characteristics within the scope of the investment strategy. The majority of the Sub-Fund's assets were used to meet the environmental or social characteristics promoted by this Sub-Fund. A low portion of the Sub-Fund contained assets which did not promote environmental or social characteristics. Examples of such instruments are derivatives, cash and deposits, some Target Funds and investment with temporarily divergent or absent environmental, social, or good governance qualifications.

Asset allocation
describes the share of
investments in specific
assets.

- **What was the asset allocation?**

Some business activities may contribute to more than one sustainable sub-category (social, taxonomy aligned or other environmental). This can lead to situations, in which the sum of the sustainable sub-categories does not match to overall number of the sustainable category. Nonetheless, no double counting is possible on the sustainable investment overall category.



#1 Aligned with E/S characteristics includes the investments of the financial product used to attain the environmental or social characteristics promoted by the financial product. **#2 Other** includes the remaining investments of the financial product which are neither aligned with the environmental or social characteristics, nor are qualified as sustainable investments. The category **#1 Aligned with E/S characteristics** covers:

- The sub-category **#1A Sustainable** covers sustainable investments with environmental or social objectives.
- The sub-category **#1B Other E/S characteristics** covers investments aligned with the environmental or social characteristics that do not qualify as sustainable investments.

- **In which economic sectors were the investments made?**

The table below shows the shares of the Sub-Fund's investments in various sectors and subsectors at the end of the financial year. The analysis is based on the NACE classification of the economic activities of the company or issuer of the securities in which the financial product is invested. In case of the investments in target funds, a look-through approach is applied so that the sector and sub-sector affiliations of the underlying assets of the target funds are taken into account to ensure transparency on the sector exposure of the financial product.

The reporting of sectors and sub-sectors of the economy that derive revenues from exploration, mining, extraction, production, processing, storage, refining or distribution, including transportation, storage and trade, of fossil fuels as defined in Article 2, point (62), of Regulation (EU) 2018/1999 of the European Parliament and of the Council is currently not possible, as the evaluation includes only NACE classification level I and II. The fossil fuels activities mentioned above are considered aggregated with other activities under sub-sectors B5, B6, B9, C28, D35 and G46.

	Sector / Sub-sector	% Assets
A	AGRICULTURE, FORESTRY AND FISHING	0.00 %
A01	Crop and animal production, hunting and related service activities	0.00 %
B	MINING AND QUARRYING	2.50 %
B05	Mining of coal and lignite	0.34 %
B07	Mining of metal ores	1.58 %
B08	Other mining and quarrying	0.58 %
C	MANUFACTURING	47.85 %
C10	Manufacture of food products	2.53 %
C11	Manufacture of beverages	0.44 %
C14	Manufacture of wearing apparel	0.00 %
C15	Manufacture of leather and related products	1.34 %

C17	Manufacture of paper and paper products	0.64 %
C19	Manufacture of coke and refined petroleum products	0.00 %
C20	Manufacture of chemicals and chemical products	2.87 %
C21	Manufacture of basic pharmaceutical products and pharmaceutical preparations	5.61 %
C22	Manufacture of rubber and plastic products	0.88 %
C23	Manufacture of other non-metallic mineral products	0.00 %
C24	Manufacture of basic metals	1.74 %
C25	Manufacture of fabricated metal products, except machinery and equipment	1.01 %
C26	Manufacture of computer, electronic and optical products	19.35 %
C27	Manufacture of electrical equipment	5.82 %
C28	Manufacture of machinery and equipment n.e.c.	5.25 %
C29	Manufacture of motor vehicles, trailers and semi-trailers	0.00 %
C30	Manufacture of other transport equipment	0.00 %
C32	Other manufacturing	0.36 %
D	ELECTRICITY, GAS, STEAM AND AIR CONDITIONING SUPPLY	6.79 %
D35	ELECTRICITY, GAS, STEAM AND AIR CONDITIONING SUPPLY	6.79 %
E	WATER SUPPLY; SEWERAGE, WASTE MANAGEMENT AND REMEDIATION ACTIVITIES	3.49 %
E36	Water collection, treatment and supply	1.25 %
E37	Sewerage	0.69 %
E38	Waste collection, treatment and disposal activities; materials recovery	1.55 %
F	CONSTRUCTION	1.28 %
F42	Civil engineering	0.68 %
F43	Specialised construction activities	0.60 %
G	WHOLESALE AND RETAIL TRADE; REPAIR OF MOTOR VEHICLES AND MOTORCYCLES	4.62 %
G45	Wholesale and retail trade and repair of motor vehicles and motorcycles	0.00 %
G46	Wholesale trade, except of motor vehicles and motorcycles	1.63 %
G47	Retail trade, except of motor vehicles and motorcycles	3.00 %
H	TRANSPORTATION AND STORAGE	1.50 %
H49	Land transport and transport via pipelines	0.61 %
H50	Water transport	0.00 %
H52	Warehousing and support activities for transportation	0.90 %
I	ACCOMMODATION AND FOOD SERVICE ACTIVITIES	0.00 %
I55	Accommodation	0.00 %
I56	Food and beverage service activities	0.00 %
J	INFORMATION AND COMMUNICATION	13.00 %
J58	Publishing activities	4.53 %
J59	Motion picture, video and television programme production, sound recording and music publishing activities	0.00 %

J61	Telecommunications	0.00 %
J62	Computer programming, consultancy and related activities	4.01 %
J63	Information service activities	4.46 %
K	FINANCIAL AND INSURANCE ACTIVITIES	8.13 %
K64	Financial service activities, except insurance and pension funding	3.14 %
K65	Insurance, reinsurance and pension funding, except compulsory social security	2.45 %
K66	Activities auxiliary to financial services and insurance activities	2.54 %
L	REAL ESTATE ACTIVITIES	2.25 %
L68	REAL ESTATE ACTIVITIES	2.25 %
M	PROFESSIONAL, SCIENTIFIC AND TECHNICAL ACTIVITIES	3.16 %
M71	Architectural and engineering activities; technical testing and analysis	1.24 %
M72	Scientific research and development	1.24 %
M73	Advertising and market research	0.00 %
M75	Veterinary activities	0.68 %
N	ADMINISTRATIVE AND SUPPORT SERVICE ACTIVITIES	1.57 %
N77	Rental and leasing activities	0.00 %
N79	Travel agency, tour operator and other reservation service and related activities	1.20 %
N80	Security and investigation activities	0.36 %
P	EDUCATION	0.00 %
P85	EDUCATION	0.00 %
Q	HUMAN HEALTH AND SOCIAL WORK ACTIVITIES	0.35 %
Q86	Human health activities	0.35 %
R	ARTS, ENTERTAINMENT AND RECREATION	0.37 %
R90	Creative, arts and entertainment activities	0.37 %
Other	NOT SECTORIZED	3.15 %



To what extent were sustainable investments with an environmental objective aligned with the EU Taxonomy?

The Taxonomy-aligned investments included debt and/or equity investments in environmentally sustainable economic activities aligned with the EU-Taxonomy. Taxonomy-aligned data is provided by an external data provider. Taxonomy-aligned data was, only in rare cases, data reported by companies in accordance with the EU Taxonomy. The data provider derived Taxonomy-aligned data from other available equivalent company data.

The data were not subject to an assurance provided by auditors or a review by third parties.

The data does not reflect any data in government bonds. As of today, there is no recognized methodology available to determine the proportion of Taxonomy-aligned activities when investing in government bonds.

The share of investments in sovereigns was 0 % (calculated based on look-through approach).

As of the reporting date Taxonomy-aligned activities in this disclosure are based on share of turnover. Pre-contractual figures use turnover as its financial metric as a default in line with the regulatory requirements and based on the fact that complete, verifiable or up-to date data for CAPEX and/or OPEX as financial metric is even less available. Therefore, the corresponding values for CAPEX and OPEX are displayed as zero.

Taxonomy-aligned activities are expressed as a share of:

- **turnover** reflecting the share of revenue from green activities of investee companies
- **capital expenditure** (CapEx) showing the green investments made by investee companies, e.g. for a transition to a green economy.
- **operational expenditure** (OpEx) reflecting green operational activities of investee companies.

- Did the financial product invest in fossil gas and/or nuclear energy related activities complying with the EU Taxonomy?

Yes

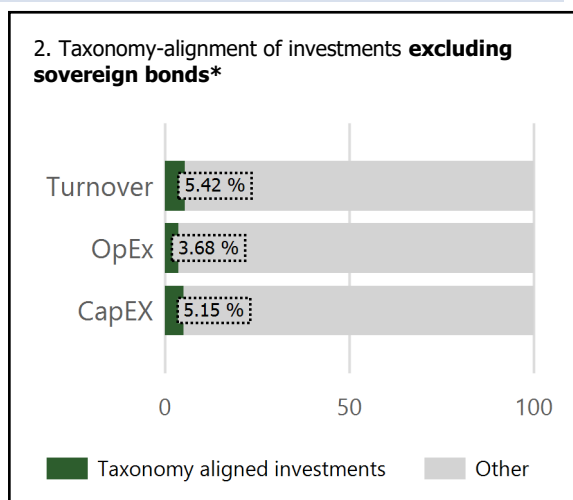
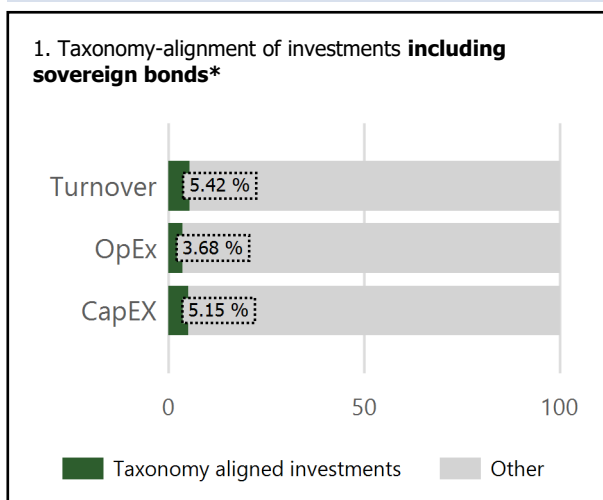
In fossil gas

In nuclear energy

No

The breakdown of the shares of investments by environmental objectives in fossil gas and in nuclear energy is not possible at present, as the data is not yet available in verified form.

The graphs below show in green the percentage of investments that were aligned with the EU Taxonomy. As there is no appropriate methodology to determine the taxonomy-alignment of sovereign bonds*, the first graph shows the Taxonomy alignment in relation to all the investments of the financial product including sovereign bonds, while the second graph shows the Taxonomy alignment only in relation to the investments of the financial product other than sovereign bonds.



* For the purpose of these graphs, 'sovereign bonds' consist of all sovereign exposures

Climate change mitigation	0.00 %
Climate change adaptation	0.00 %

It is currently not possible to break down the shares of investments by environmental objectives, as the data is not yet available in a verified form.

- What was the share of investments made in transitional and enabling activities?

Transitional activities	0.00 %
Enabling activities	0.00 %

The Sub-Fund's Investment Manager has not committed to a split of minimum taxonomy alignment into transitional, enabling activities and own performance. Currently the Investment Manager does not have complete, verifiable and up-to-date data to review all investments with respect to the technical assessment criteria for enabling and transitional activities as set out in the Taxonomy Regulation. Therefore, the corresponding values on the enabling and transitional activities are stated as 0%. Non-financial undertakings will disclose information on the taxonomy-alignment of their economic activities in the form of pre-defined KPIs, indicating to which environmental objective activities contribute and whether it is a transitional or enabling economic activity, only starting from 01 January 2023 (financial undertakings - from 01 January 2024). This information is a mandatory basis for this evaluation.

- How did the percentage of investments that were aligned with the EU Taxonomy compare with previous reference periods?

Taxonomy-alignment of investments including sovereign bonds	09.2024	09.2023
Turnover	5.42 %	4.41 %
Capex	5.15 %	0 %

Enabling activities directly enable other activities to make a substantial contribution to an environmental objective. **Transitional activities** are activities for which low-carbon alternatives are not yet available and among others have greenhouse gas emission levels corresponding to the best performance.

Opex	3.68 %	0 %
Taxonomy-alignment of investments excluding sovereign bonds		
	09.2024	09.2023
Turnover	5.42 %	4.41 %
Capex	5.15 %	0 %
Opex	3.68 %	0 %

are sustainable investments with an environmental objective that **do not take into account the criteria** for environmentally sustainable economic activities under the EU Taxonomy.



What was the share of sustainable investments with an environmental objective not aligned with the EU Taxonomy?

The share of sustainable investments with an environmental objective not aligned with the EU Taxonomy was 15.36 %.



What was the share of socially sustainable investments?

The share of sustainable investments with a social objective was 40.99 %.



What investments were included under “#2 Other”, what is their purpose and were there any minimum environmental or social safeguards?

Under «#2 Other» investments which were included were Cash, share of non-Sustainable Investments of Targets Funds, or Derivatives (calculation was based on a look-through approach). Derivatives were used for efficient portfolio management (including risk hedging) and/or investment purposes, and Target Funds to benefit from a specific strategy. There were no minimum environmental or social safeguards applied to these investments.



What actions have been taken to meet the environmental and/or social characteristics during the reference period?

To ensure that the Sub-Fund fulfils its environmental and social characteristics, the binding elements were defined as assessment criteria. The adherence to binding elements was measured with the help of sustainability indicators. For each sustainability indicator, a methodology, based on different data sources, has been set up to ensure accurate measurement and reporting of the indicators. To provide for actual underlying data, the Sustainable Minimum Exclusion list was updated at least twice per year by the Sustainability Team and based on external data sources.

Technical control mechanisms have been introduced for monitoring the adherence to the binding elements in pre- and post-trade compliance systems. These mechanisms served to guarantee constant compliance with the environmental and social characteristics of the Sub-Fund. In case of identified breaches, corresponding measures were performed to address the breaches. Example of such measures are disposal of securities which are not in line with the exclusion criteria or engagement with the issuers (in case of direct investments in companies). These mechanisms are an integral part of the PAI consideration process.

In addition, AllianzGI engages with investee companies. The engagement activities were performed only in relation to direct investments. It is not guaranteed that the engagement conducted includes issuers held by every fund. The Investment Manager’s engagement strategy rests on 2 pillars: (1) risk-based approach and (2) thematic approach.

The risk-based approach focuses on the material ESG risks identified. Engagements are closely related to the size of exposure. Significant votes against company management at past general meetings, controversies connected to sustainability or governance and other sustainability issues are in the focus of the engagement with investee companies

The thematic approach focuses on one of the three AllianzGI’s strategic sustainability themes- climate change, planetary boundaries, and inclusive capitalism- or to governance themes within specific markets. Thematic engagements were identified based on topics deemed important for portfolio investments and were prioritized based on the size of AllianzGI’s holdings and considering the priorities of clients.



How did this financial product perform compared to the reference benchmark?

No reference benchmark has been designated for the purpose of attaining the environmental and/or social characteristics promoted by the Sub-Fund.

Reference benchmarks are indexes to measure whether the financial product attains the environmental or social characteristics that they promote.

- How did the reference benchmark differ from a broad market index?
Not applicable
- How did this financial product perform with regard to the sustainability indicators to determine the alignment of the reference benchmark with the environmental or social characteristics promoted?
Not applicable
- How did this financial product perform compared with the reference benchmark?
Not applicable
- How did this financial product perform compared with the broad market index?
Not applicable